

These drawings are the property of Watson Tate Savory, Inc. and may not be used in whole or in part without written consent of the architect and any infringement is subject to legal action.

HARGRAY BUILDING SEALANT AND ROOF REPAIRS

UNIVERSITY OF SOUTH CAROLINA BEAUFORT

ONE UNIVERSITY BLVD
BLUFFTON SC, 29909

CONSTRUCTION DOCUMENTS

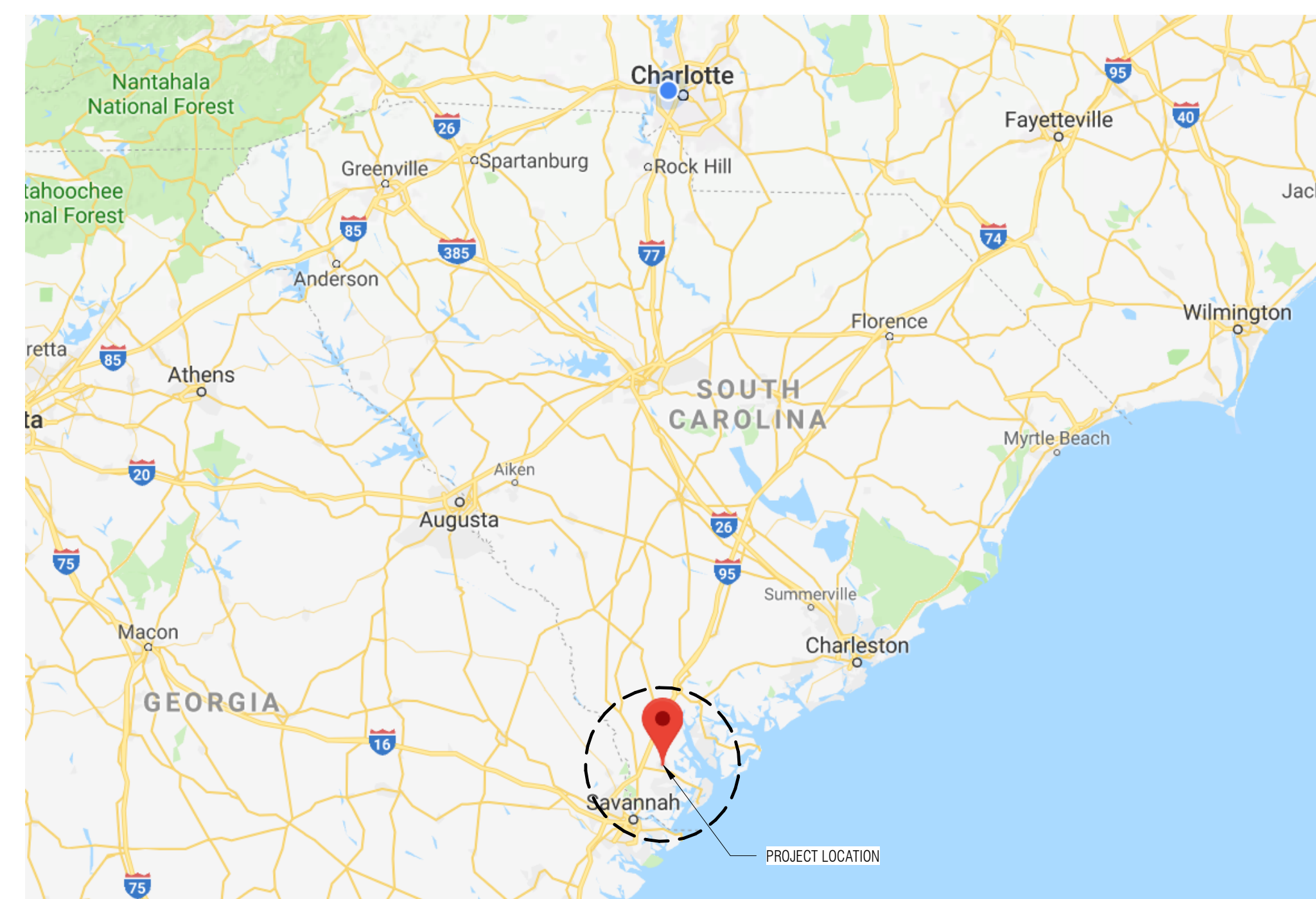
State Project No.
FP00000104
MAY 29, 2018

ARCHITECTURE
INTERIORS
PLANNING

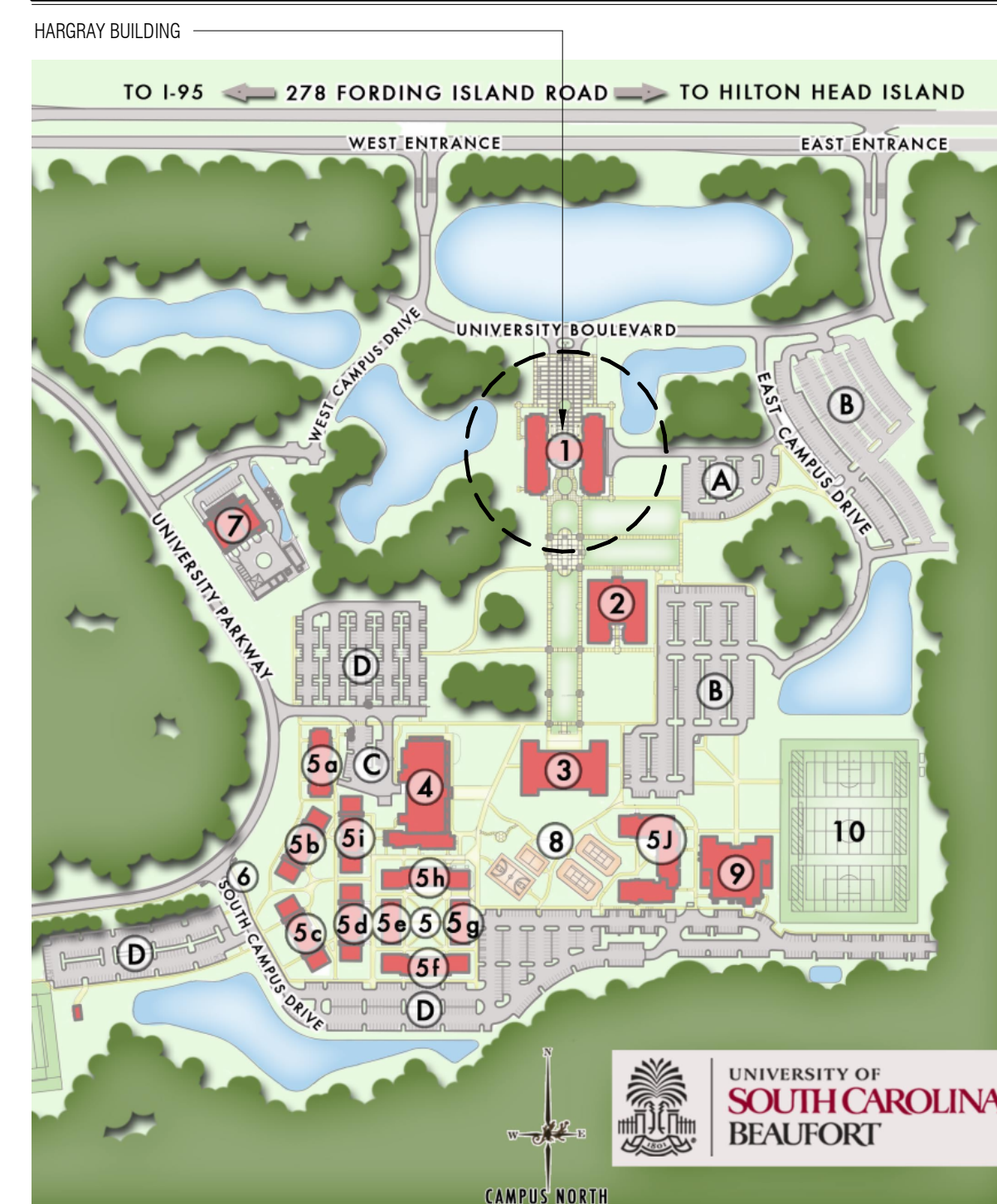
WTS
WATSON TATE SAVORY

UNIVERSITY OF
SOUTH CAROLINA
BEAUFORT

REGION MAP:



PROJECT LOCATION MAP:



INDEX OF DRAWINGS:

NO.	TITLE SHEET	SHEET NAME
T1.00		
D1.01	DEMOLITION PLAN - ROOF PLAN	
A1.01	FLOOR PLAN - LEVEL 01	
A1.02	FLOOR PLAN - LEVEL 02	
A1.03	ROOF PLAN	
A2.01	ENLARGED ROOF PLANS	
A2.02	ENLARGED ROOF PLANS	
A3.01	BUILDING ELEVATIONS	
A3.02	BUILDING ELEVATIONS	
A3.03	BUILDING ELEVATIONS	
A3.04	BUILDING ELEVATIONS	
A4.01	BUILDING SECTIONS	
A4.02	BUILDING SECTIONS	
A5.01	EXTERIOR DETAILS	
A5.10	ROOF DETAILS	
A5.11	ROOF DETAILS	
A5.12	ROOF DETAILS	

ABBREVIATIONS:

&	AND
@	AT
A.F.F.	ABOVE FINISH FLOOR
ACT	ACOUSTICAL CEILING TILE
AESS	ARCHITECTURAL EXPOSED STRUCTURAL STEEL
AWI	AMERICAN WOOD INSTITUTE
CFMF	COLD FORMED METAL FRAMING
CJ	CONTROL JOINT
CL	CENTERLINE
CONC	CONCRETE
CPT	CARPET
DIA	DIAMETER
DS	DOWNSPOUT
EA	EACH
EF	EACH FACE
EIFS	EXTERIOR INSULATION FINISH SYSTEMS
EJ	EXPANSION JOINT
EQ	EQUAL
EW	ELECTRICAL WATER COOLER
EXIST	EXISTING
F.O.	FACE OF
FE	FIRE EXTINGUISHER
FEC	FIRE EXTINGUISHER CABINET
FLU	FLUOROPOLYMER FINISH
GA	GAUGE
GWB	GYPSON WALL BOARD
HGT	HEIGHT
HVAC	HEATING VENTILATION AIR CONDITIONING
MATL	MATERIAL
MAX	MAXIMUM
MFG	MANUFACTURER
MIN	MINIMUM
MTL	METAL
NIC	NOT IN CONTRACT
NO	NUMBER
O.C.	ON CENTER
OD	OVERFLOW DRAIN
OH	OPPOSITE HAND
PT	PAINT
RCP	REFLECTED CEILING PLAN
RD	ROOF DRAIN
SIM	SIMILAR
SPNK	SPRINKLERED
T.O.	TOP OF
TBD	TO BE DETERMINED
TEMP	TEMPORARY
TYP	TYPICAL
U.N.O.	UNLESS NOTED OTHERWISE
VCT	VINYL COMPOSITE TILE
w/	WITH
WD	WOOD

SYMBOLS:

	ROOM NAME	ROOM NAME
	ROOM NUMBER	ROOM NUMBER
	CURTAIN WALL / STOREFRONT / WINDOWS	
	PARTITION TYPE	
	ASSEMBLY TYPE	
	COLUMN GRID LINE	
	EXISTING COLUMN GRID LINE	
SECTION		
	SECTION NUMBER	
	SHEET NUMBER	
BUILDING ELEVATION		
	ELEVATION NUMBER	
	SHEET NUMBER	
INTERIOR ELEVATION		
	ELEVATION NUMBER	
	SHEET NUMBER	

DETAIL CUT PATTERNS:

NOT TO SCALE	
	EARTH
	GRAVEL
	CAST-IN-PLACE CONCRETE
	PRECAST CONCRETE
	BRICK
	CONCRETE MASONRY UNIT
	STONE
	STEEL
	ALUMINUM
	BATT INSULATION
	RIGID INSULATION
	MINERAL FIBER INSULATION
	WOOD BLOCKING (CONTINUOUS)
	WOOD BLOCKING (NON-CONTINUOUS)
	FINISHED WOOD
	PLYWOOD OR PLASTIC LAMINATE
	GYPSON WALLBOARD

NOTE:
THIS MATERIAL PATTERN LEGEND IS PROVIDED AS A GENERAL GRAPHIC REFERENCE ONLY. REFER TO MATERIAL NOTES AND LEGENDS FOR ACTUAL MATERIAL DESIGNATIONS. PATTERNS PROVIDED ON FINISH PLANS, CEILING PLANS, OR ANY OTHER DRAWING HAVING ITS OWN KEYED NOTATION AND GRAPHIC LEGEND WILL SUPERCEDE THIS LEGEND.

HARGRAY BUILDING SEALANT AND ROOF REPAIRS
UNIVERSITY OF SOUTH CAROLINA BEAUFORT
ONE UNIVERSITY BLVD
BLUFFTON, SOUTH CAROLINA 29909

ISSUE DATE: MAY 29, 2018

#	DATE	REVISION

TITLE SHEET

FP00000104
STATE PROJECT NO.
1804
AVE PROJECT NO. SHEET

T1.00

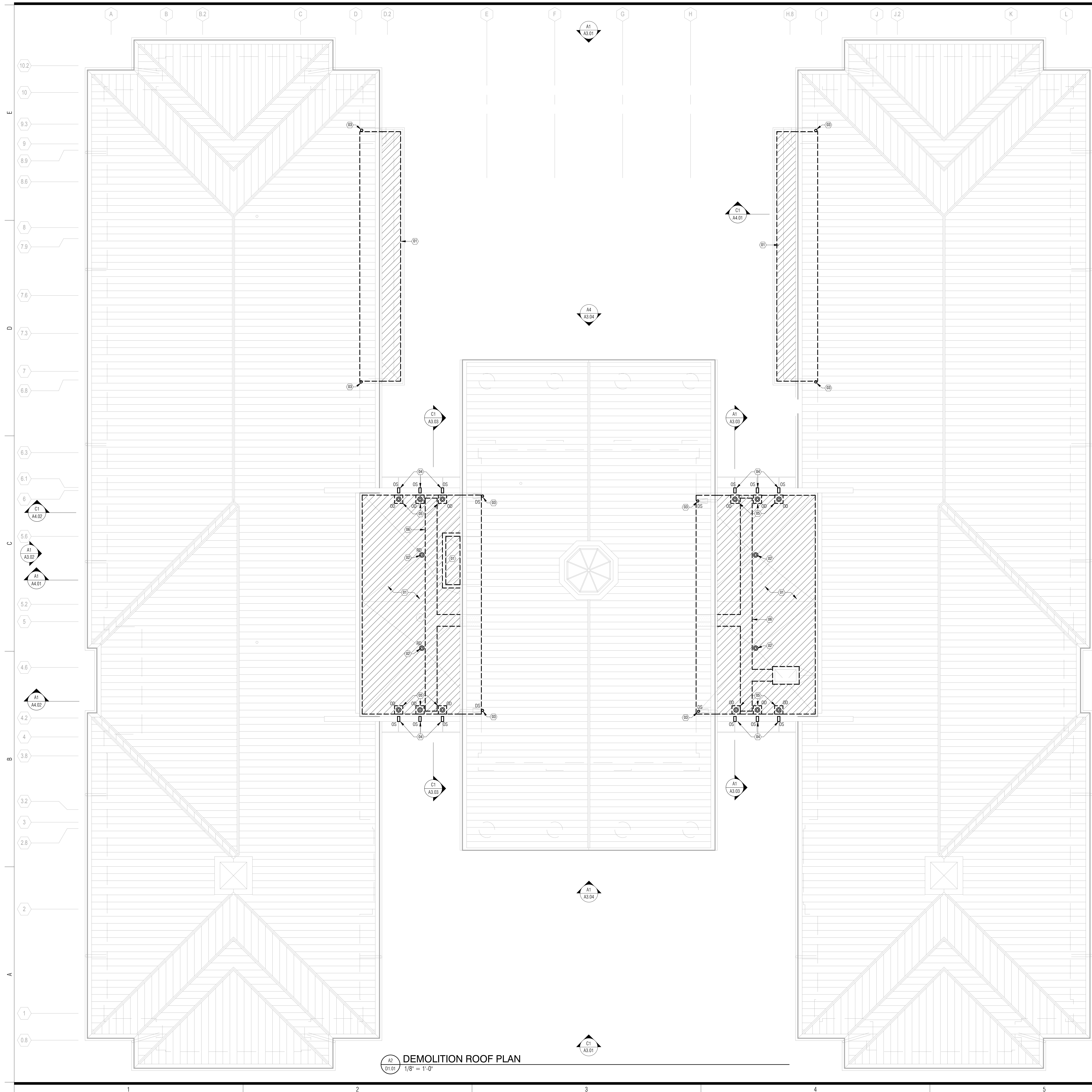
C:\Users\ghd\Documents\1804_USCB_Hargray_Editor_Correl_umbd.rvt 5/29/2018 4:33:48 PM

Owner:
University of South Carolina Beaufort
ONE UNIVERSITY BLVD.
BLUFFTON, SC 29902
843.521.4100
www.uscb.edu

Architect:
Watson Tate Savory, Inc.
1316 Washington Street
Suite 100
Columbia, SC 29201
803.799.5181
www.watsonatesavory.com

These drawings are the property of Watson Tate Savory, Inc. and may not be used in whole or in part without written consent of this architect and any infringement is subject to legal action.

C:\Users\jbell\Documents\1804_US28-Hargray-Building-Details_Central_ambell.rvt 5/9/2018 4:33:46 PM



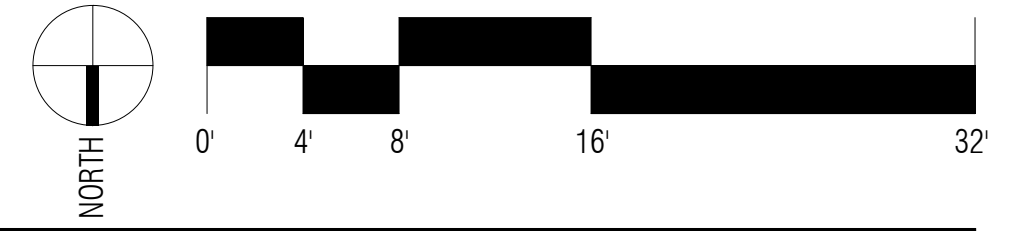
DEMOLITION ROOF LEGEND

- EX TO REMAIN
- == EX TO BE DEMOLISHED
- DS EX DOWNSPOUT LOCATIONS
- DS EX DOWNSPOUT WITH PRECAST CONCRETE SPLASHBLOCK
- OS EX THRU-WALL OVERFLOW SCUPPER
- V EX VENT PIPE
- C.O. EX EXTERIOR CLEAN-PUT
- RD ROOF DRAIN
- OD OVERFLOW DRAIN
- EX EPDM ROOF MEMBRANE AND RIGID INSULATION TO BE DEMOLISHED

DEMOLITION NOTES

- KEYNOTE INDICATOR: SEE LOCATION OF NOTES ON DEMOLITION PLANS
- 1. REMOVE FULLY ADHERED SINGLE-PLY 60 MIL EPDM ROOF MEMBRANE AND TAPERED ROOF INSULATION
- 2. REMOVE EXISTING ROOF DRAIN STRAINER AND CLAMPING RING
- 3. REMOVE AND REPLACE GUTTER DOWNSPOUT AND SPLASHBLOCK
- 4. REMOVE AND REPLACE OVERFLOW SCUPPER CLAMP RING
- 5. REMOVE EXISTING BUILT-UP ROOF AT OVERFLOW ROOF DRAIN
- 6. REMOVE EXISTING WALKWAY PADS


DEMOLITION ROOF PLAN
1/8" = 1'-0"



ARCHITECTURE
INTERIORS
PLANNING



HARGRAY BUILDING SEALANT AND ROOF REPAIRS
UNIVERSITY OF SOUTH CAROLINA BEAUFORT
ONE UNIVERSITY BLVD
BLUFFTON, SOUTH CAROLINA 29909



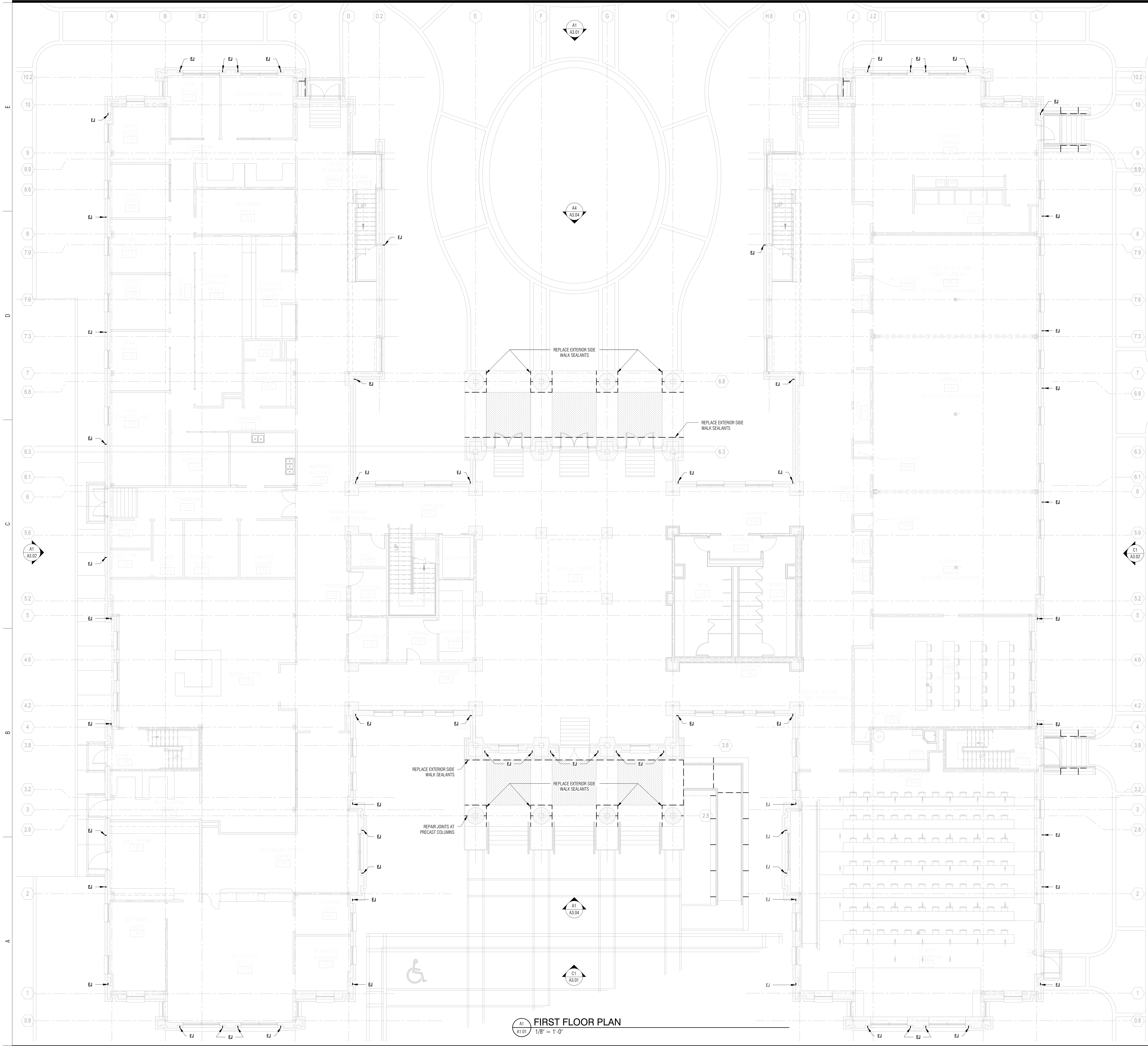
ISSUE DATE: MAY 29, 2018
PHASE: CONSTRUCTION DOCUMENTS

#	DATE	REVISION

DEMOLITION PLAN
- ROOF PLAN

FP00000104
STATE PROJECT NO. 1804
AVE PROJECT NO. SHEET

These drawings are the property of Watson Tate Savory, Inc. and may not be used in whole or in part without written consent of the architect and any infringement is subject to legal action.



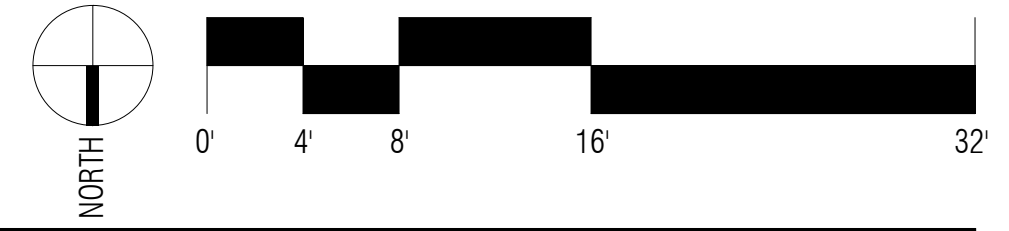
FLOOR PLAN SYMBOLS LEGEND:

- EX TO REMAIN
- EJ- EX EXPANSION JOINT

GENERAL NOTES:

1. ALL EXPANSION JOINTS AND METAL TO MASONRY JOINTS TO BE REMOVED AND REPLACED WITH NEW SEALANT AND BACKER ROD SYSTEM

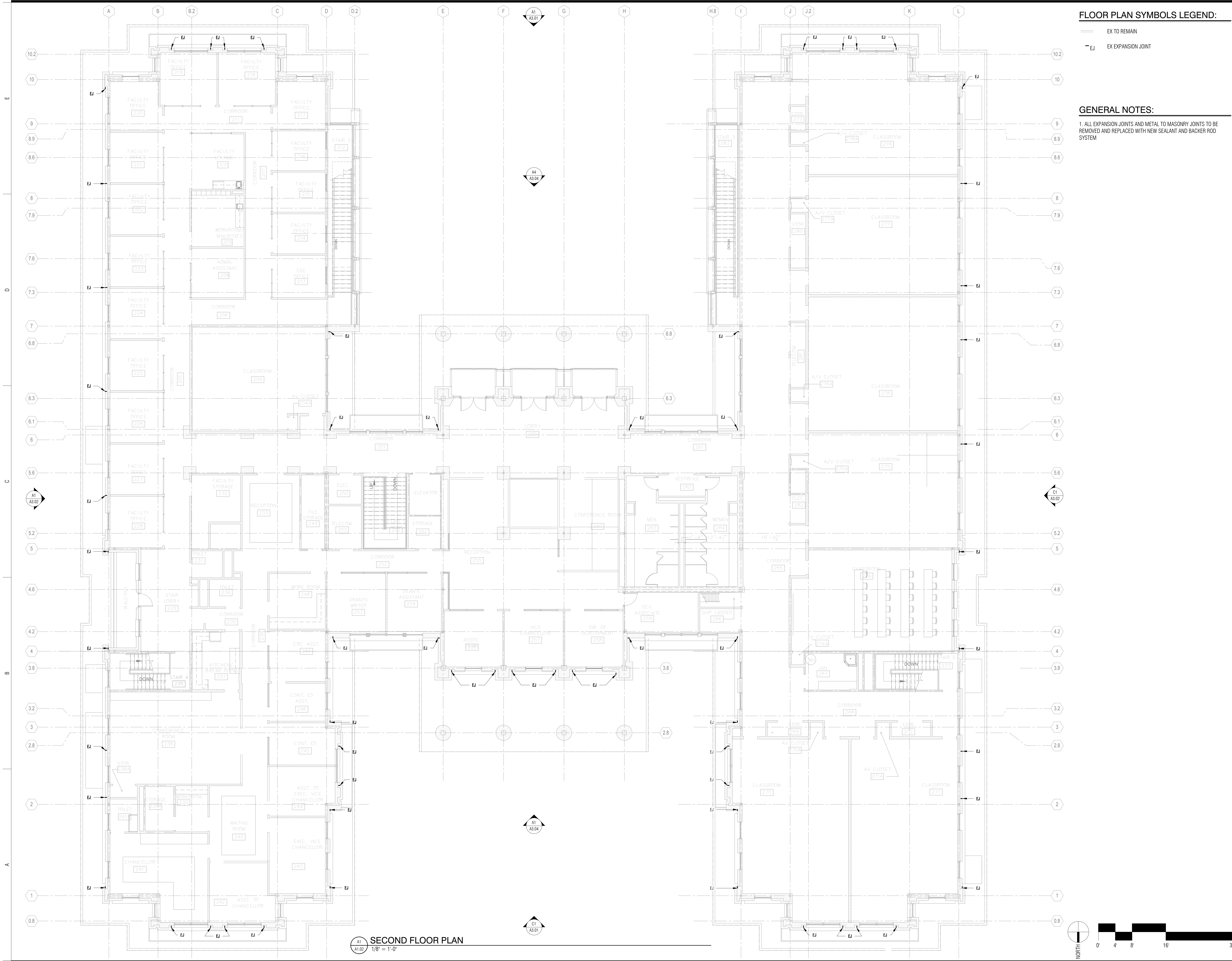
FIRST FLOOR PLAN
1/8" = 1'-0"



ISSUE DATE: MAY 29, 2018
PHASE: CONSTRUCTION DOCUMENTS

#	DATE	REVISION

These drawings are the property of Watson Tate Savory, Inc. and may not be used in whole or in part without written consent of the architect and any infringement is subject to legal action.
 C:\Users\jgall\Documents\1804_1802-Hargray-Bldg-2nd-Floor-Plan.dwg
 5/9/2018 4:33:38 PM



SECOND FLOOR PLAN
 1/8" = 1'-0"

FLOOR PLAN SYMBOLS LEGEND:

- EX TO REMAIN
- EJ- EX EXPANSION JOINT

GENERAL NOTES:

1. ALL EXPANSION JOINTS AND METAL TO MASONRY JOINTS TO BE REMOVED AND REPLACED WITH NEW SEALANT AND BACKER ROD SYSTEM

ARCHITECTURE
 INTERIORS
 PLANNING



HARGRAY BUILDING SEALANT AND ROOF REPAIRS
 UNIVERSITY OF SOUTH CAROLINA BEAUFORT
 ONE UNIVERSITY BLVD
 BLUFFTON, SOUTH CAROLINA 29909



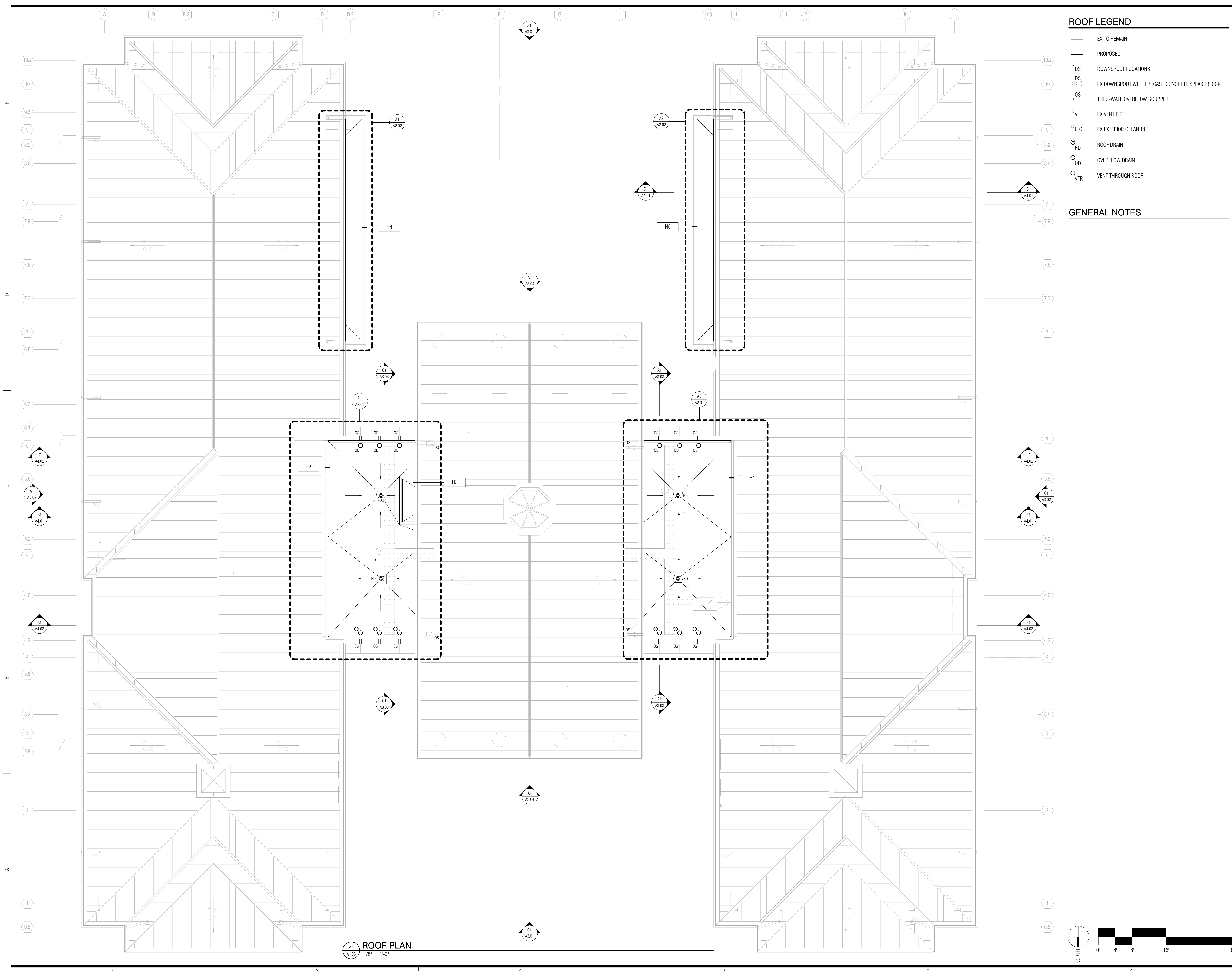
ISSUE DATE: MAY 29, 2018
 PHASE: CONSTRUCTION DOCUMENTS

#	DATE	REVISION

FLOOR PLAN -
 LEVEL 02

FP0000104
 STATE PROJECT NO. 1804
 A/E PROJECT NO. SHEET **A1.02**

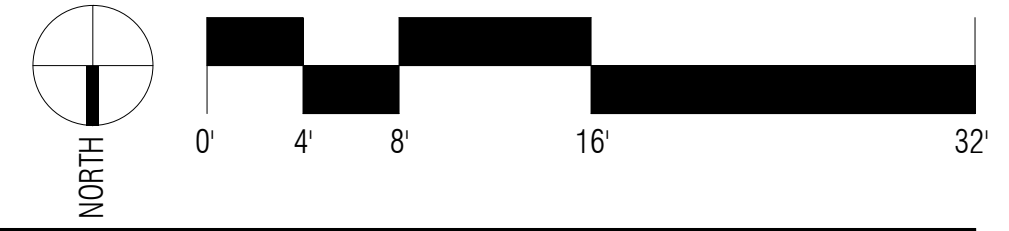
These drawings are the property of Watson Tate Savory, Inc. and may not be used in whole or in part without written consent of the architect and any infringement is subject to legal action.
 C:\Users\jgall\Documents\1804_US2-Hargray-Bldg-Interior_Corridor_amball.rvt
 5/9/2018 4:33:39 PM



- ROOF LEGEND**
- EX TO REMAIN
 - PROPOSED
 - DS DOWNSPOUT LOCATIONS
 - EX DS EX DOWNSPOUT WITH PRECAST CONCRETE SPLASHBLOCK
 - OS THRU-WALL OVERFLOW SCUPPER
 - V EX VENT PIPE
 - C.O. EX EXTERIOR CLEAN-PUT
 - RD ROOF DRAIN
 - OD OVERFLOW DRAIN
 - VTR VENT THROUGH ROOF

GENERAL NOTES

ROOF PLAN
 1/8" = 1'-0"



HARGRAY BUILDING SEALANT AND ROOF REPAIRS
 UNIVERSITY OF SOUTH CAROLINA BEAUFORT
 ONE UNIVERSITY BLVD
 BLUFFTON, SOUTH CAROLINA 29909




ISSUE DATE: MAY 29, 2018
 PHASE: CONSTRUCTION DOCUMENTS

#	DATE	REVISION

ROOF LEGEND

- == EX TO REMAIN
- == PROPOSED
- DS DOWNSPOUT LOCATIONS
- DS EX DOWNSPOUT WITH PRECAST CONCRETE SPLASHBLOCK
- OS THRU-WALL OVERFLOW SCUPPER
- V EX VENT PIPE
- C.O. EX EXTERIOR CLEAN-PUT
- ⊙ RD ROOF DRAIN
- OD OVERFLOW DRAIN
- VTR VENT THROUGH ROOF

GENERAL NOTES



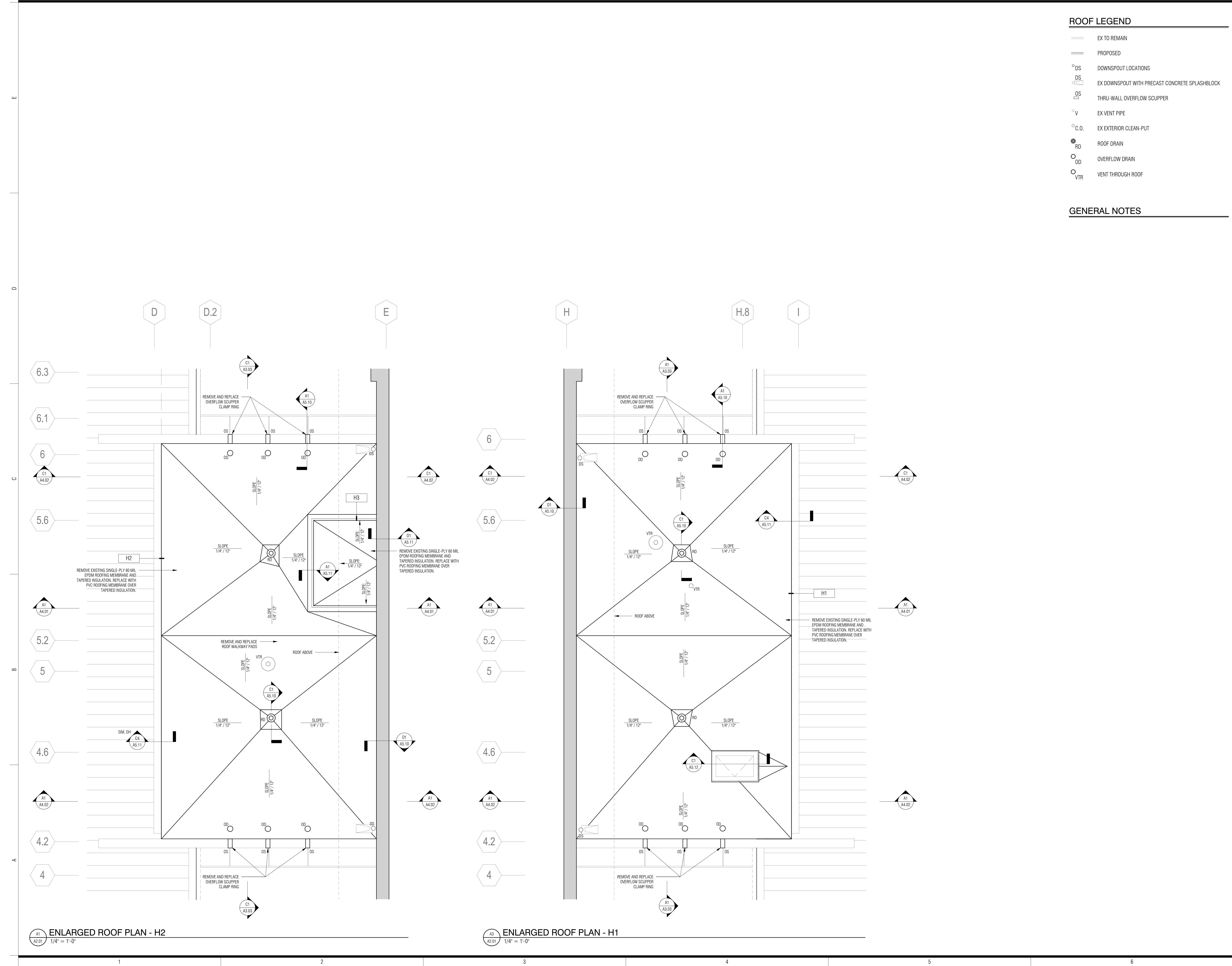
ISSUE DATE: MAY 29, 2018
PHASE: CONSTRUCTION DOCUMENTS

#	DATE	REVISION

ENLARGED ROOF
PLANS

FR00000104
STATE PROJECT NO. 1804
AVE PROJECT NO. SHEET

A2.01



A1 A2.01 ENLARGED ROOF PLAN - H2
1/4" = 1'-0"

A3 A2.01 ENLARGED ROOF PLAN - H1
1/4" = 1'-0"

C:\Users\jgbl\Documents\1804_USCF-Hargray-Beaufort-Central_embld.rvt
 5/21/2018 4:33:40 PM
 These drawings are the property of Watson Tate Savory, Inc. and may not be used in whole or in part without written consent of the architect and any infringement is subject to legal action.

These drawings are the property of Watson Tate Savory, Inc. and may not be used in whole or in part without written consent of the architect and any infringement is subject to legal action.

- ROOF LEGEND**
- EX TO REMAIN
 - == PROPOSED
 - DS DOWNSPOUT LOCATIONS
 - DS EX DOWNSPOUT WITH PRECAST CONCRETE SPLASHBLOCK
 - DS THRU-WALL OVERFLOW SCUPPER
 - V EX VENT PIPE
 - C.O. EX EXTERIOR CLEAN-PUT
 - RD ROOF DRAIN
 - OD OVERFLOW DRAIN
 - VTR VENT THROUGH ROOF

GENERAL NOTES



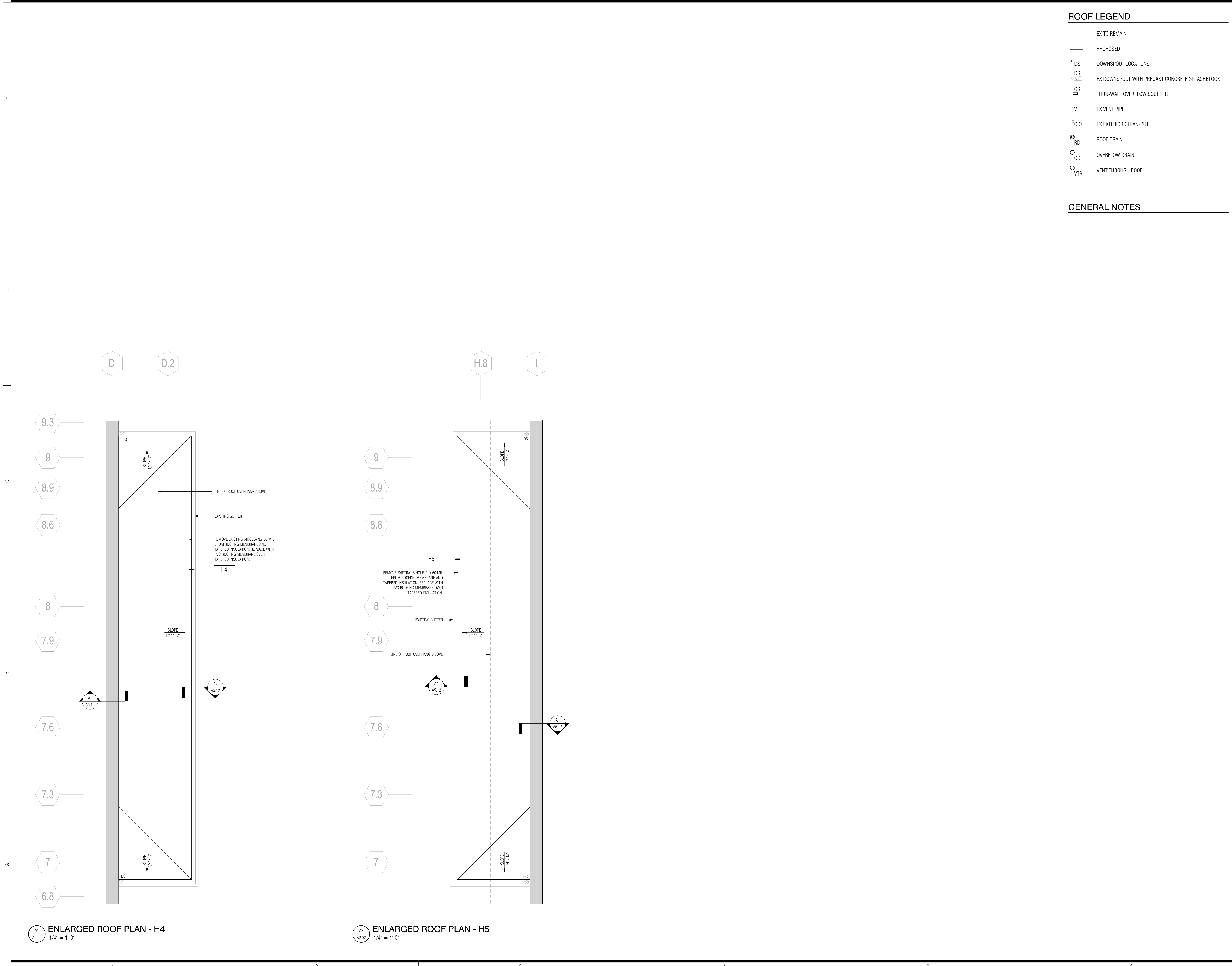
HARGRAY BUILDING SEALANT AND ROOF REPAIRS
UNIVERSITY OF SOUTH CAROLINA BEAUFORT
ONE UNIVERSITY BLVD
BLUFFTON, SOUTH CAROLINA 29909



ISSUE DATE: MAY 29, 2018
PHASE: CONSTRUCTION DOCUMENTS

#	DATE	REVISION

ENLARGED ROOF
PLANS




A1 A2.02 ENLARGED ROOF PLAN - H4
1/4" = 1'-0"

A2 A2.02 ENLARGED ROOF PLAN - H5
1/4" = 1'-0"

C:\Users\jbell\Documents\1804_1804_U25E-Hargray-Building-Sealant-and-Roof-Repairs_Central_embell.rvt

5/9/2018 4:33:40 PM



ISSUE DATE: MAY 29, 2018
PHASE: CONSTRUCTION DOCUMENTS

#	DATE	REVISION


BUILDING
ELEVATIONS

FP00000104
STATE PROJECT NO. 1804
AVE PROJECT NO. SHEET

A3.01



C1
A3.01 BUILDING ELEVATION - NORTH
1/8" = 1'-0"

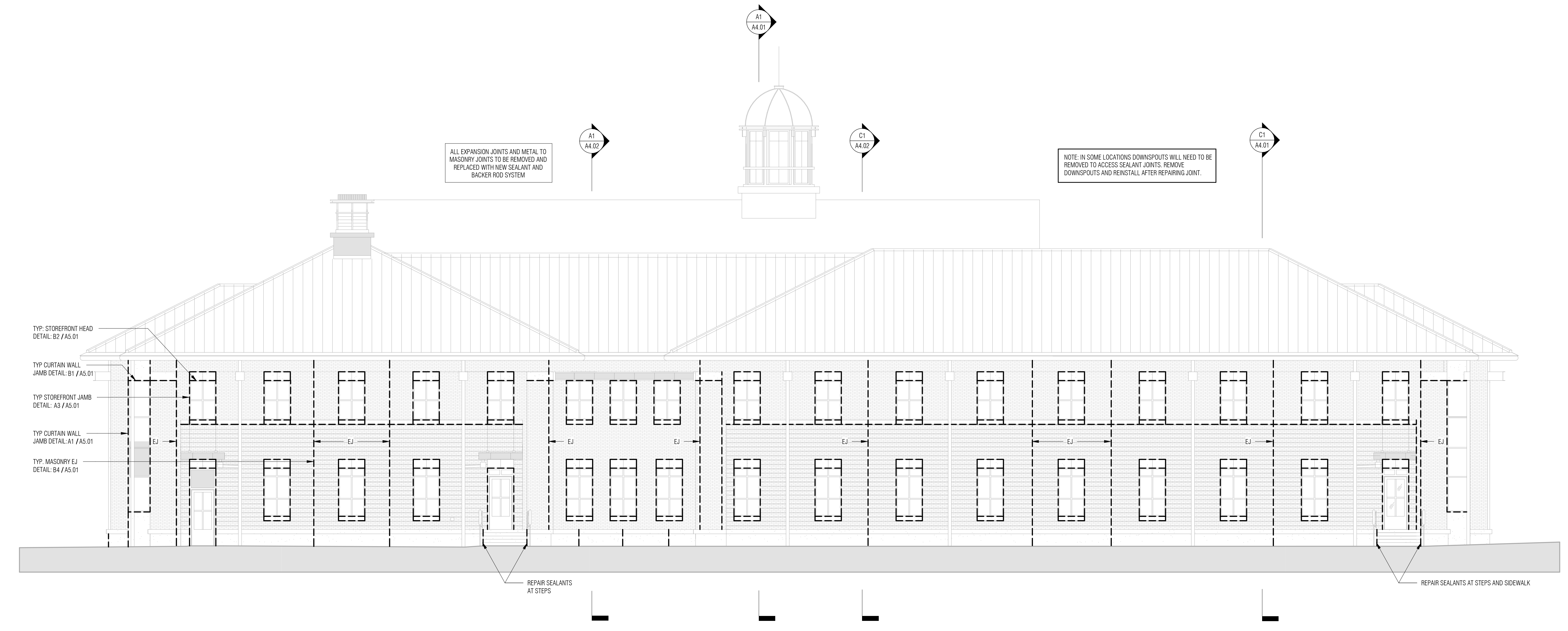


A1
A3.01 BUILDING ELEVATION - SOUTH
1/8" = 1'-0"

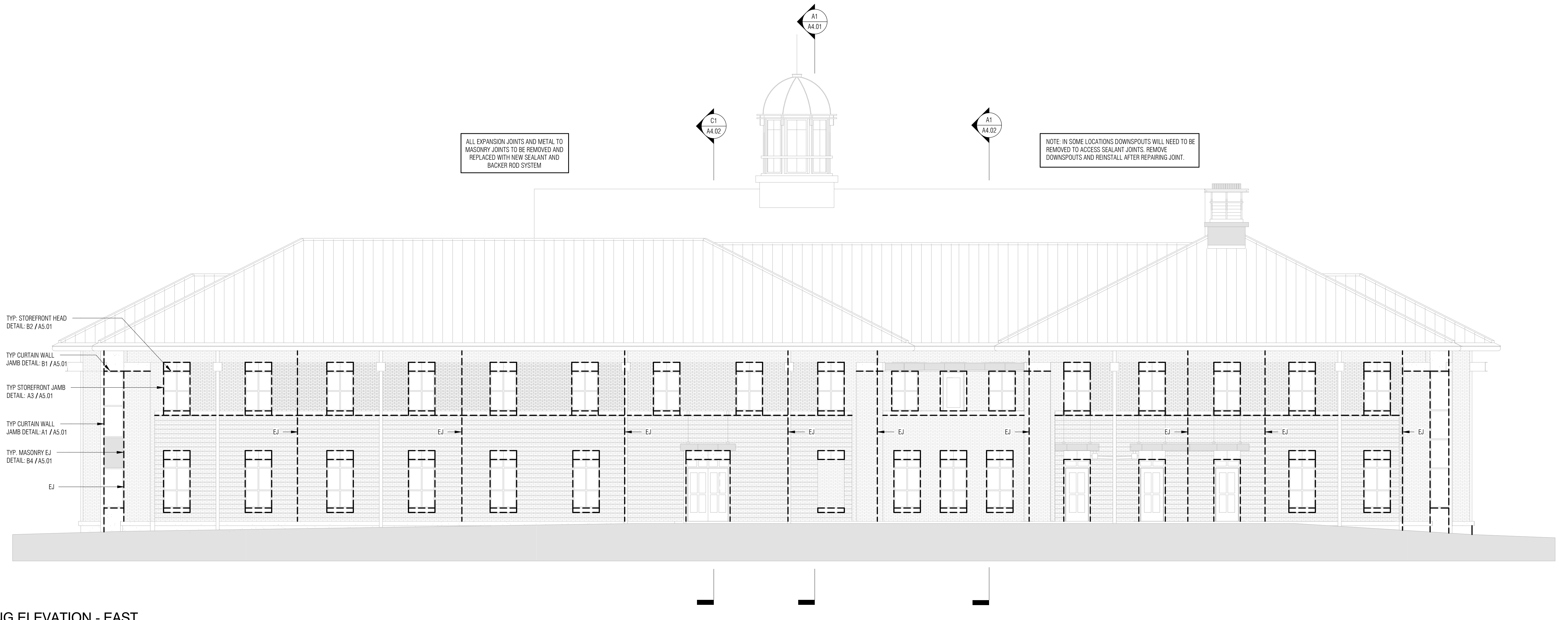
1 2 3 4 5 6

C:\Users\jgall\Documents\1804_USCE-Hargray-Elevations_Central_embell.dwg
 5/9/2018 4:33:41 PM
 These drawings are the property of Watson Tate Savor, Inc. and may not be used in whole or in part without written consent of the architect and any infringement is subject to legal action.

#	DATE	REVISION



BUILDING ELEVATION - WEST
1/8" = 1'-0"

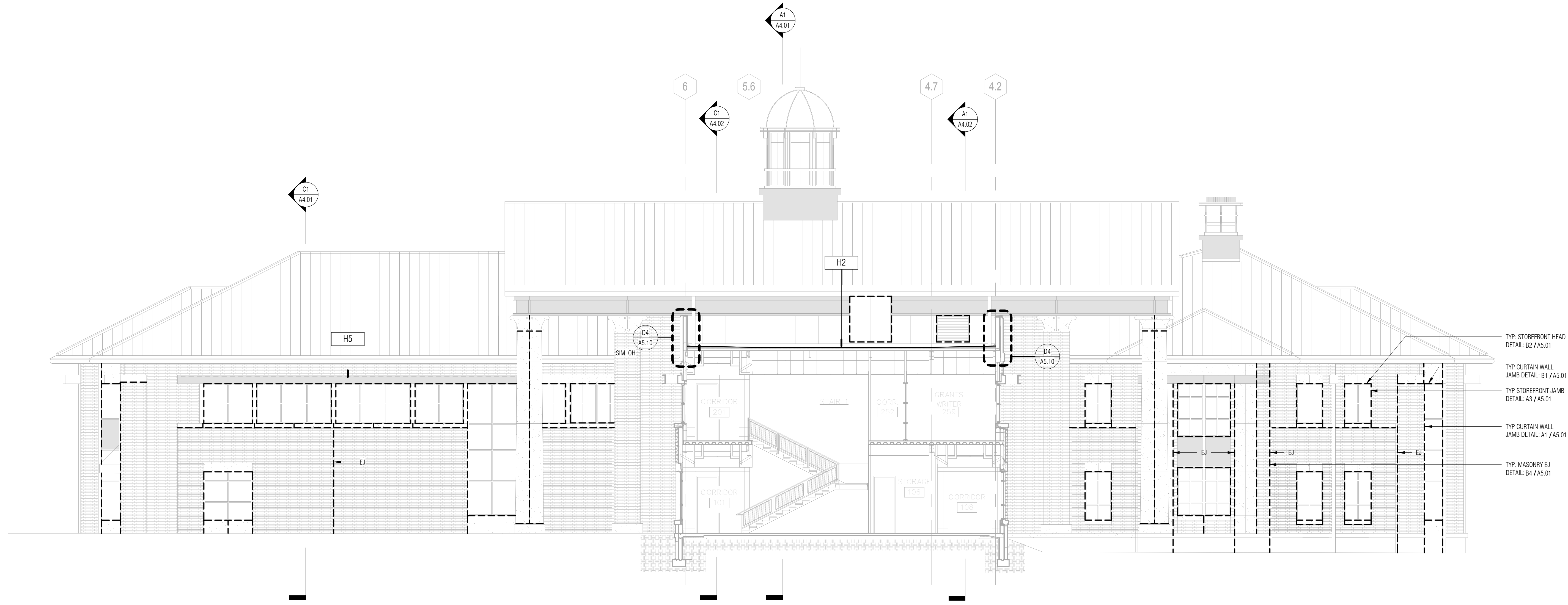


BUILDING ELEVATION - EAST
1/8" = 1'-0"

These drawings are the property of Watson Tate Savory, Inc. and may not be used in whole or in part without written consent of the architect and any infringement is subject to legal action.

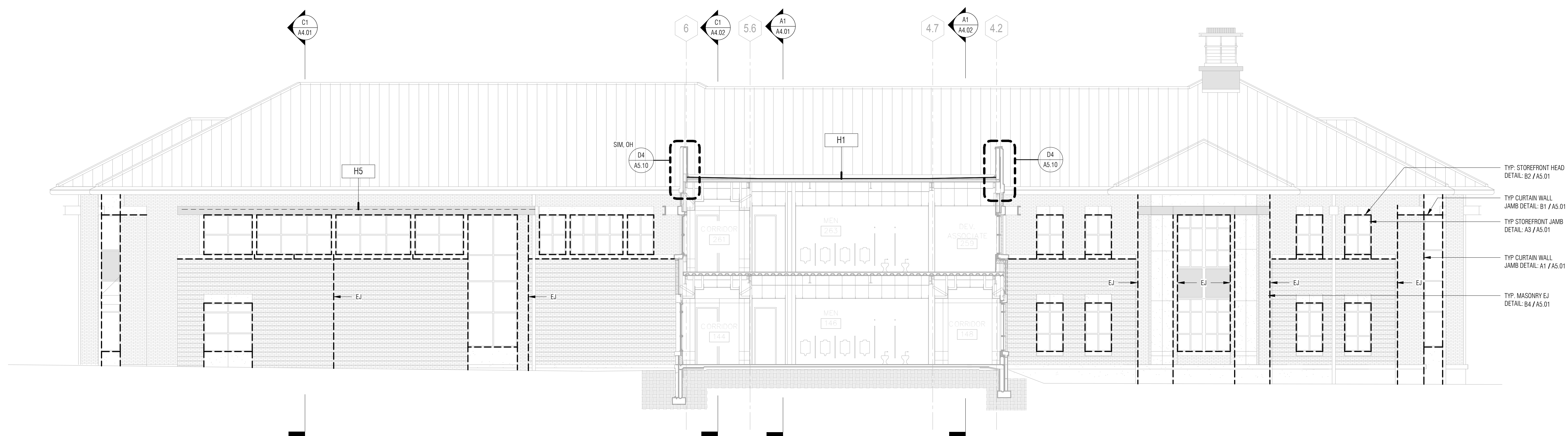
C:\Users\jgall\Documents\1804_USCF-Hargray-Elevations_Central_amball.rvt 5/31/2018 4:33:41 PM

#	DATE	REVISION



- TYP. STOREFRONT HEAD
DETAIL: B2 / A5.01
- TYP. CURTAIN WALL
JAMB DETAIL: B1 / A5.01
- TYP. STOREFRONT JAMB
DETAIL: A5 / A5.01
- TYP. CURTAIN WALL
JAMB DETAIL: A1 / A5.01
- TYP. MASONRY EJ
DETAIL: B4 / A5.01


C1
A3.03 BUILDING ELEVATION/SECTION
1/8" = 1'-0"



- TYP. STOREFRONT HEAD
DETAIL: B2 / A5.01
- TYP. CURTAIN WALL
JAMB DETAIL: B1 / A5.01
- TYP. STOREFRONT JAMB
DETAIL: A5 / A5.01
- TYP. CURTAIN WALL
JAMB DETAIL: A1 / A5.01
- TYP. MASONRY EJ
DETAIL: B4 / A5.01

A1
A3.03 BUILDING ELEVATION/SECTION
1/8" = 1'-0"

These drawings are the property of Watson Tate Savorly, Inc. and may not be used in whole or in part without written consent of the architect and any infringement is subject to legal action.
 C:\Users\jgall\Documents\1804_1052-Hargray_Elevations_Central_embell.nt
 5/9/2018 4:33:42 PM



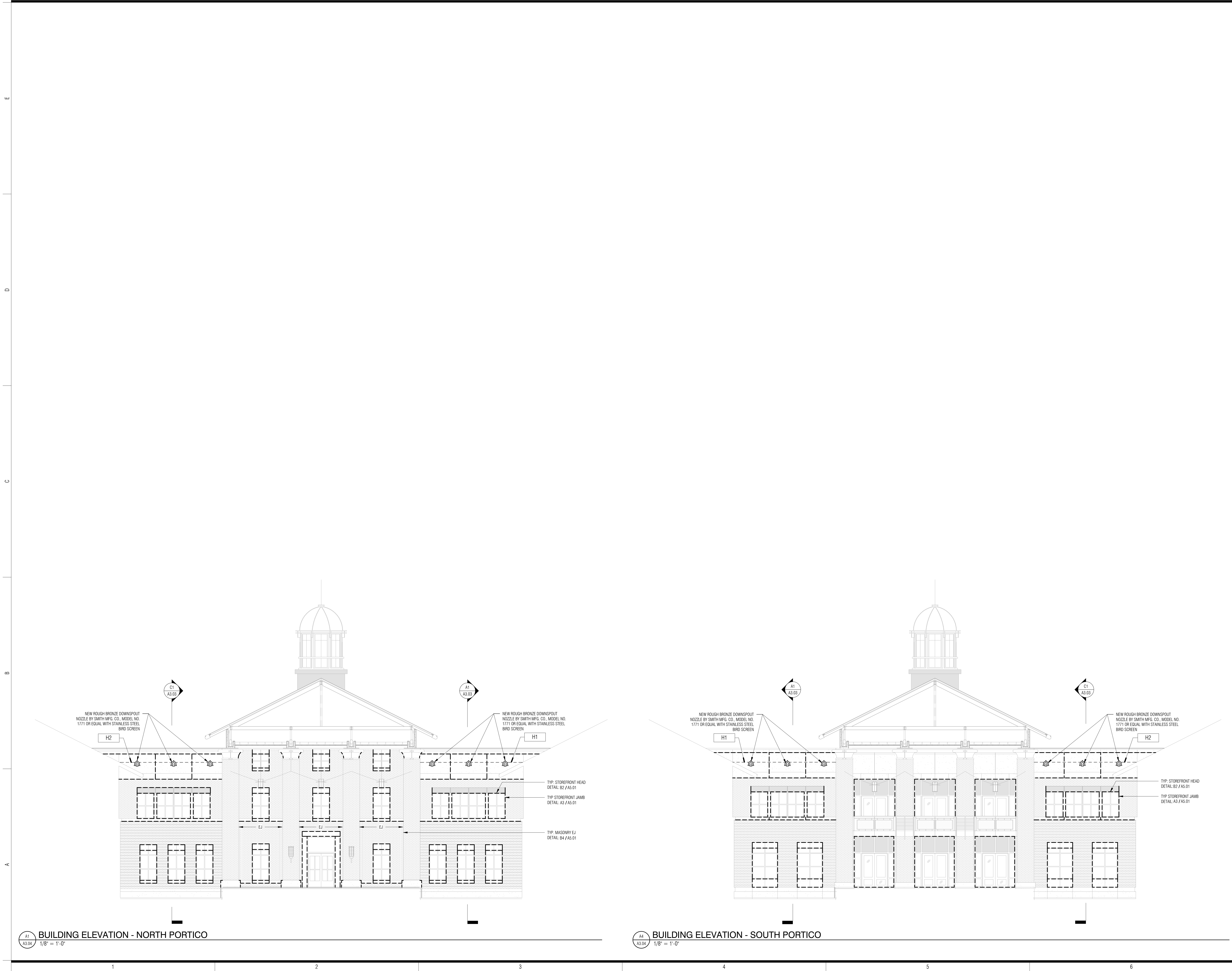
ISSUE DATE: MAY 29, 2018
PHASE: CONSTRUCTION DOCUMENTS

#	DATE	REVISION

BUILDING
ELEVATIONS

FP00000104
STATE PROJECT NO. 1804
AVE PROJECT NO. SHEET

A3.04



These drawings are the property of Watson Tate Savorly, Inc. and may not be used in whole or in part without written consent of the architect and any infringement is subject to legal action.
 C:\Users\jbell\Documents\1804_1804_1804_1804_Hargray_Elevations_Central_ambell.dwg
 5/21/2018 4:33:43 PM

A1
A3.04 BUILDING ELEVATION - NORTH PORTICO
1/8" = 1'-0"

A4
A3.04 BUILDING ELEVATION - SOUTH PORTICO
1/8" = 1'-0"

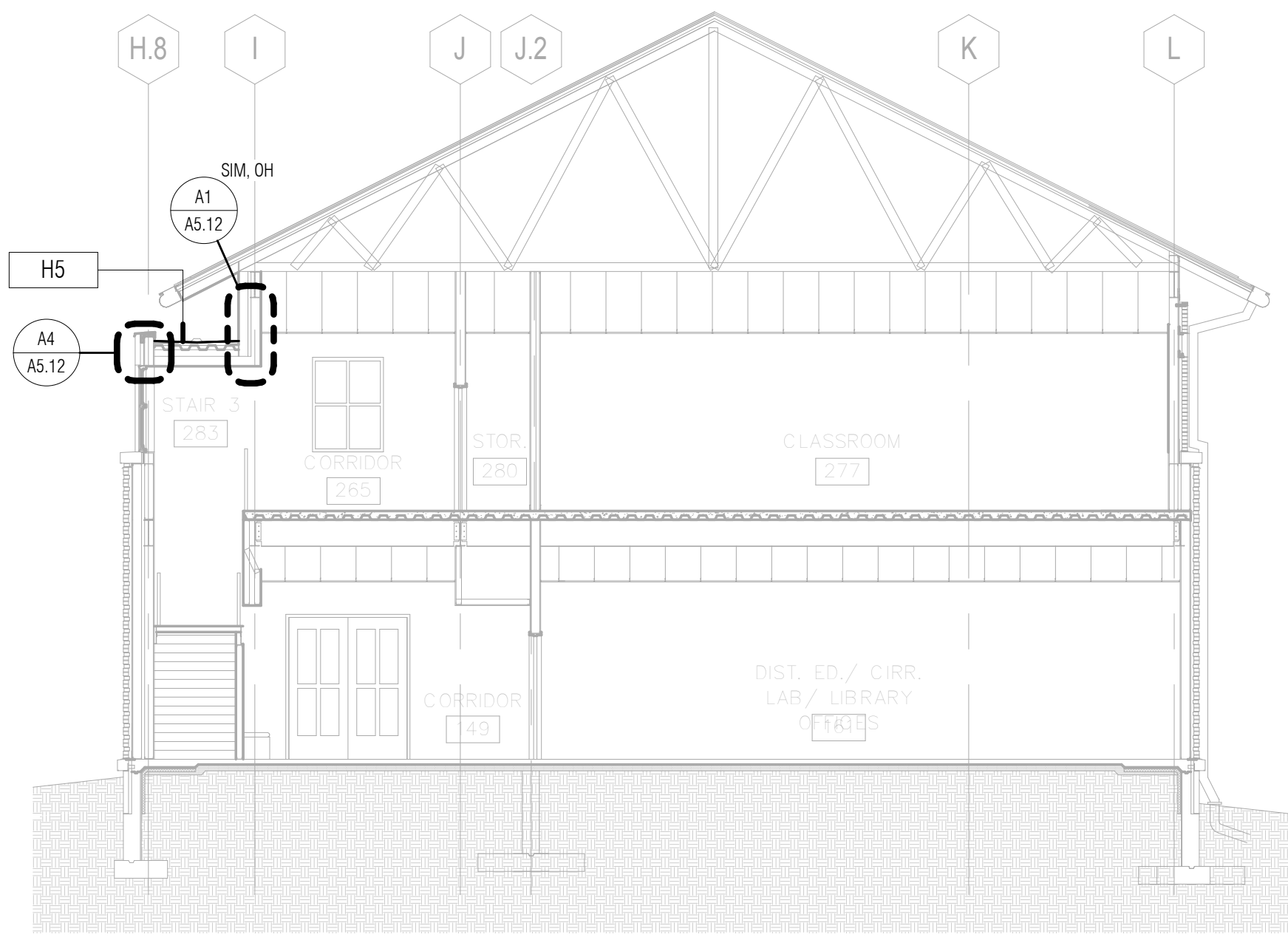
1 2 3 4 5 6



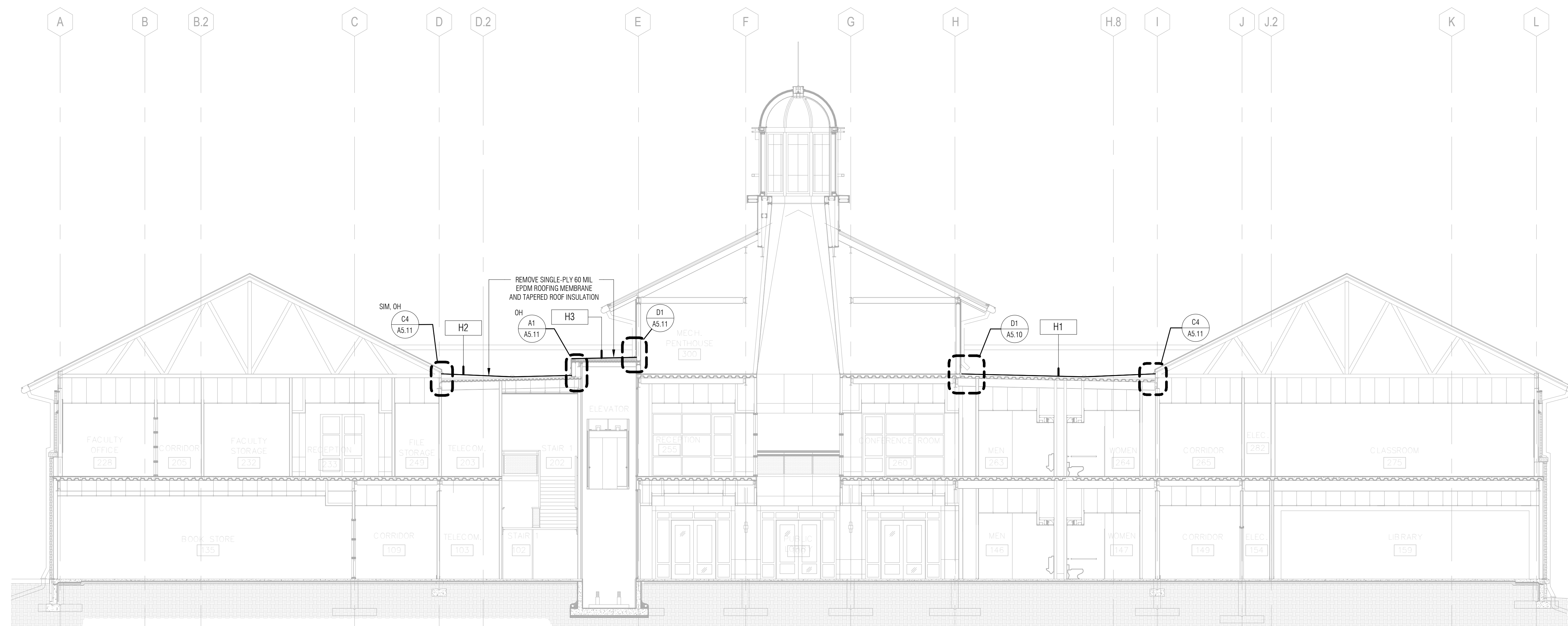
ISSUE DATE: MAY 29, 2018
PHASE: CONSTRUCTION DOCUMENTS

#	DATE	REVISION

BUILDING
SECTIONS




C1 DEMOLITION BUILDING SECTION
1/8" = 1'-0"



A1 DEMOLITION BUILDING SECTION
1/8" = 1'-0"

These drawings are the property of Watson Tate Savory, Inc. and may not be used in whole or in part without written consent of the architect and any infringement is subject to legal action.

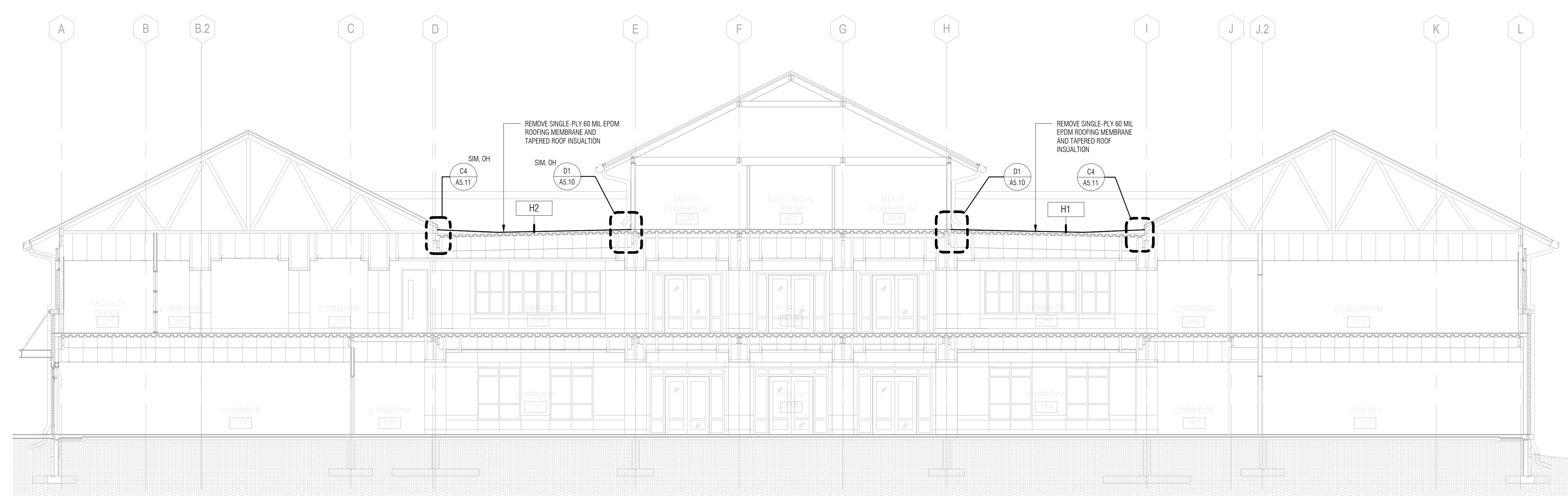
C:\Users\jgall\Documents\1804_ISSUE_Hargray_Building_Sectant_amball.dwg 5/21/2018 4:33:43 PM



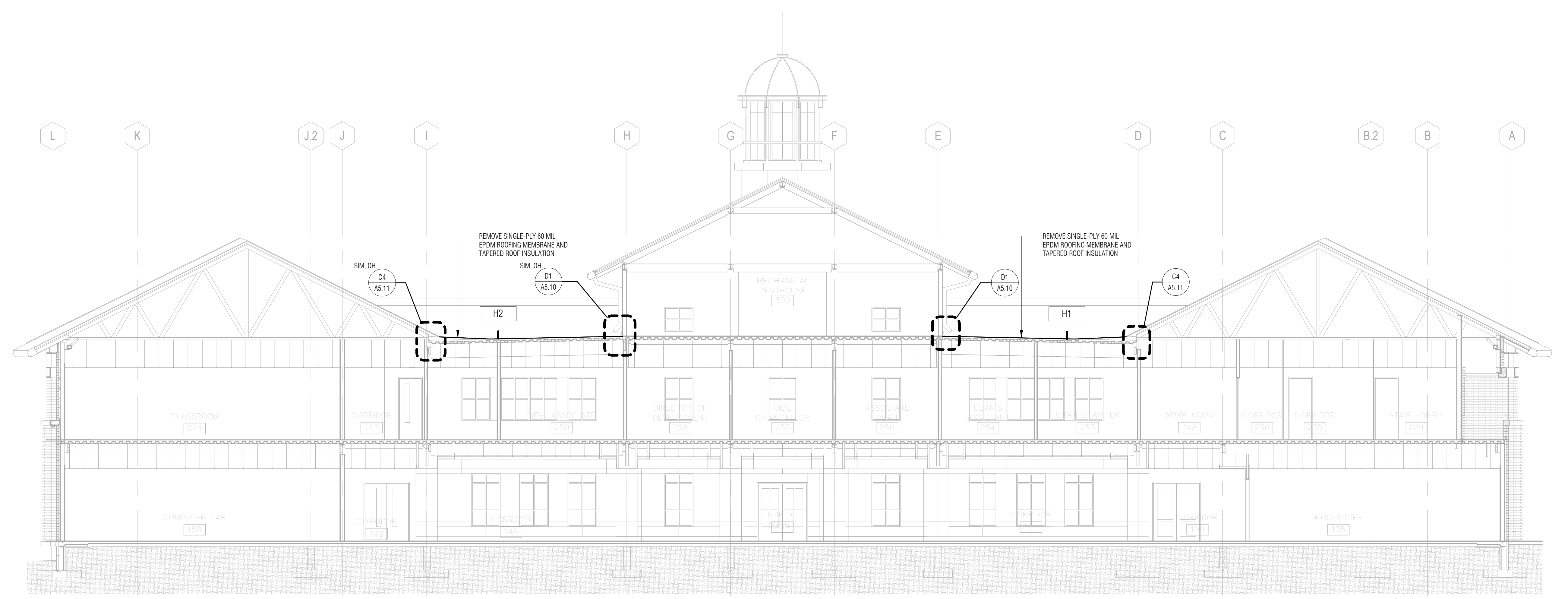
ISSUE DATE: MAY 29, 2018
PHASE: CONSTRUCTION DOCUMENTS

#	DATE	REVISION

BUILDING SECTIONS



BUILDING SECTION
1/8" = 1'-0"



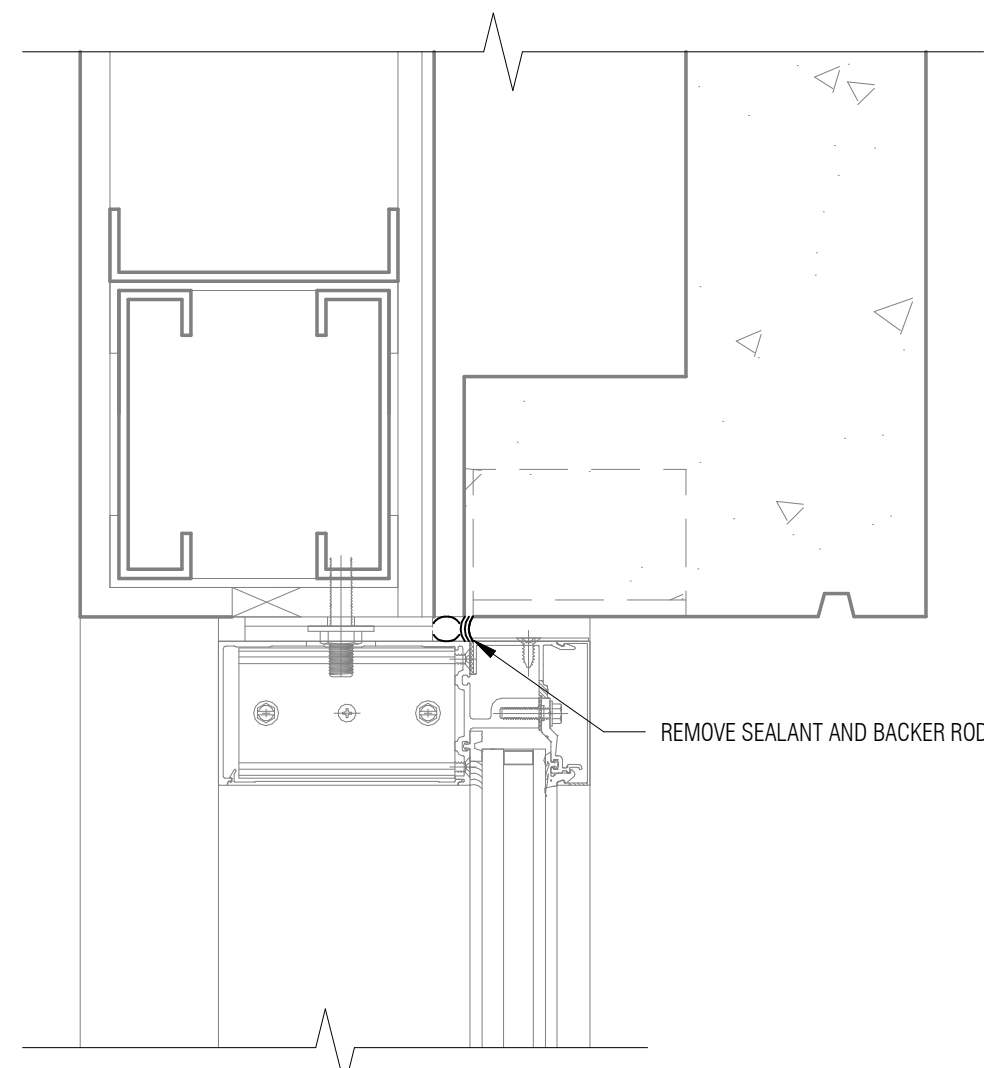
BUILDING SECTION
1/8" = 1'-0"

These drawings are the property of Watson Tate Savori, Inc. and may not be used in whole or in part without written consent of the architect and any infringement is subject to legal action.
 C:\Users\jgall\Documents\1804_ISSUE\Hargray\Exterior_Corridor_amball.rvt
 5/31/2018 4:33:44 PM

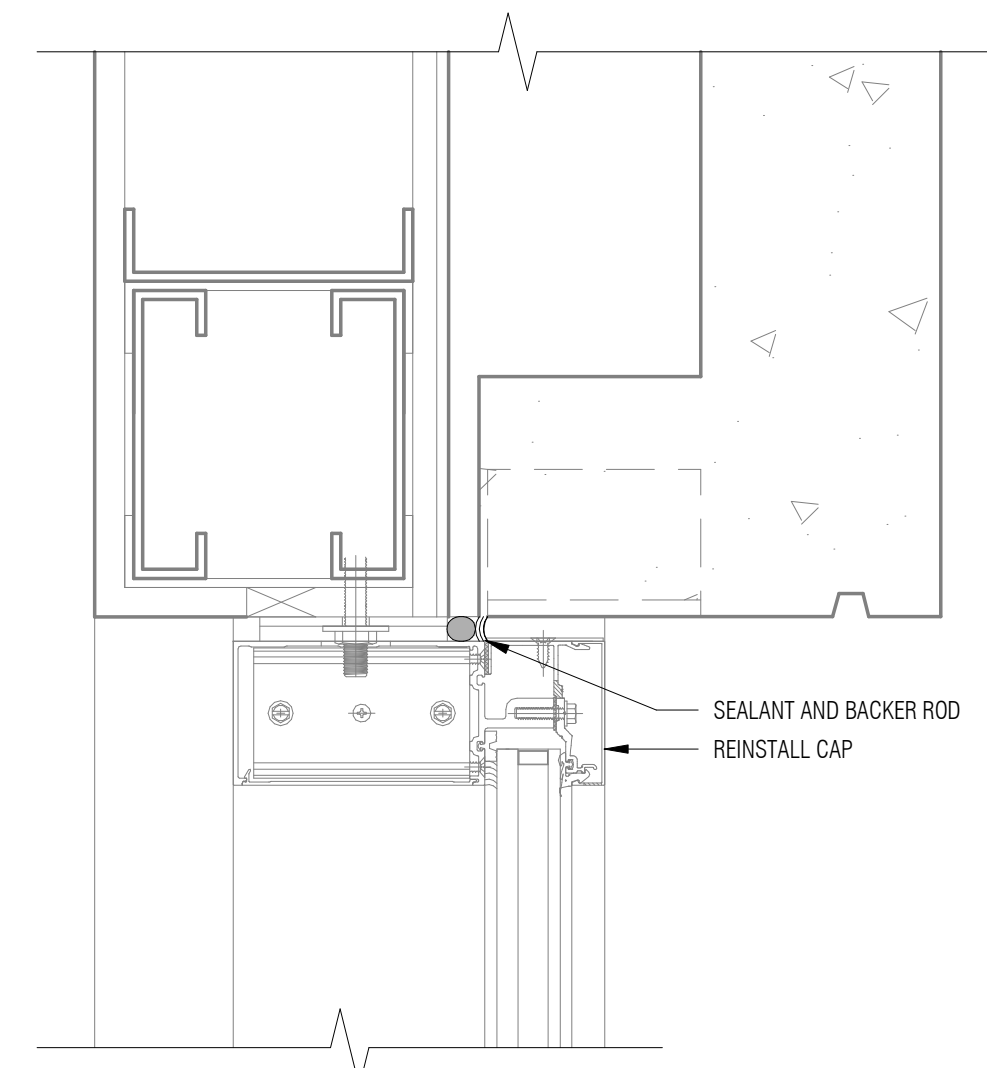
#	DATE	REVISION

CAULKING REPLACEMENT AT STOREFRONT AND CURTAIN WALL

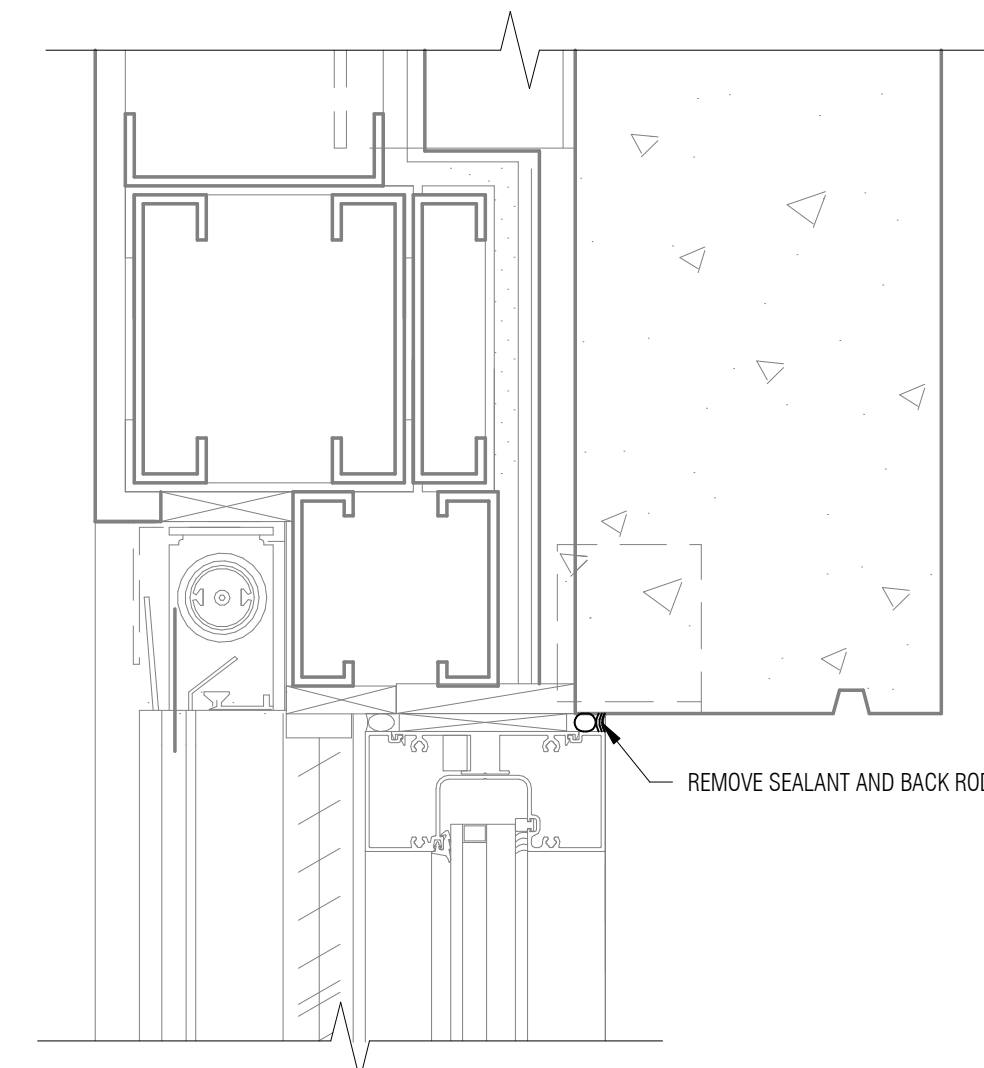
1. REMOVE STOREFRONT AND CURTAIN WALL CAPS, STORE FOR REINSTALLATION
2. REMOVE SEALANT FROM JOINTS AT PERIMETER OF ASSEMBLY
3. REMOVE CAULK DEBRIS FROM JOINTS, CLEAN AND PRIME JOINTS
4. INSTALL NEW SEALANT AND BACKER RODS IN ALL JOINTS
5. AS REQUIRED, REPLACE BROKEN OR DAMAGED STOREFRONT OR CURTAIN WALL CAPS, CLIPS, AND ATTACHMENTS
6. REINSTALL CAPS AFTER APPROVAL FROM ARCHITECT



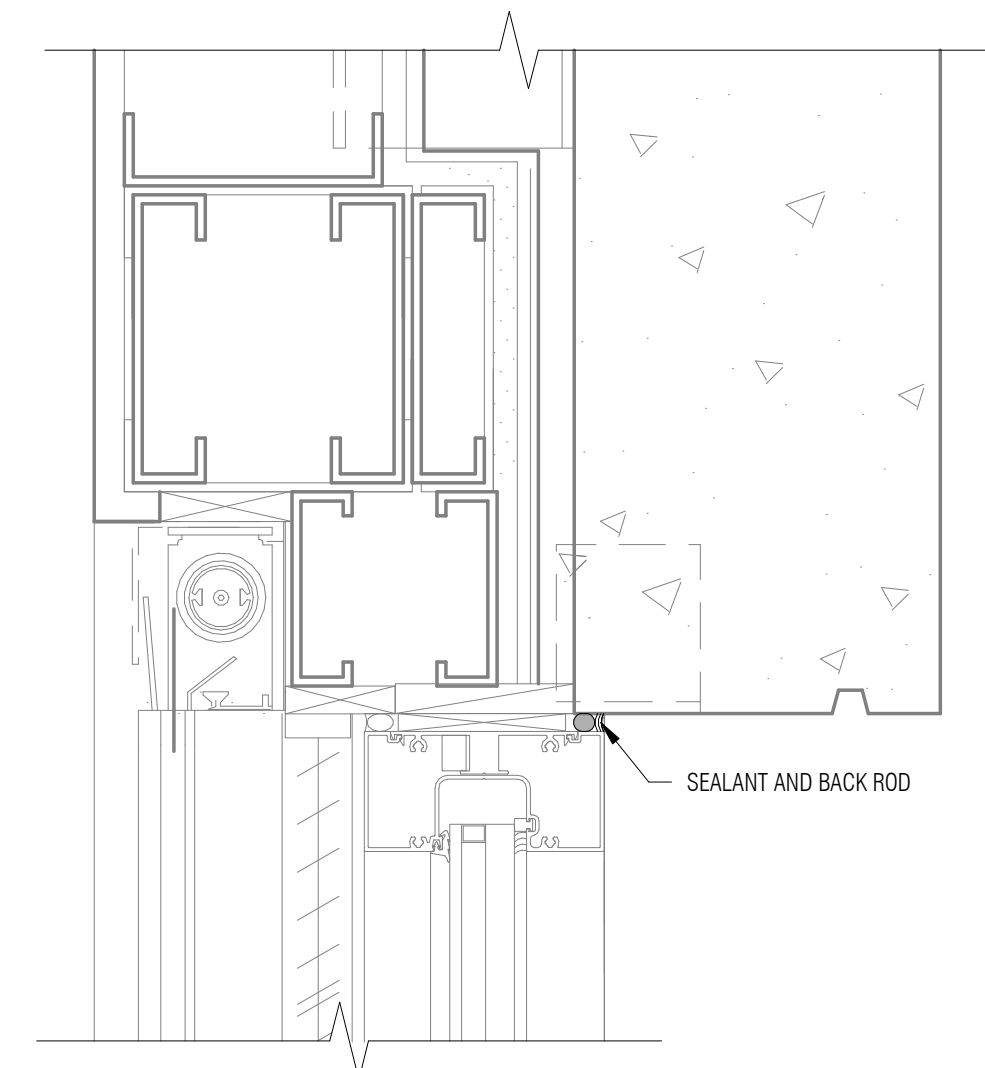
DEMOLITION DETAIL



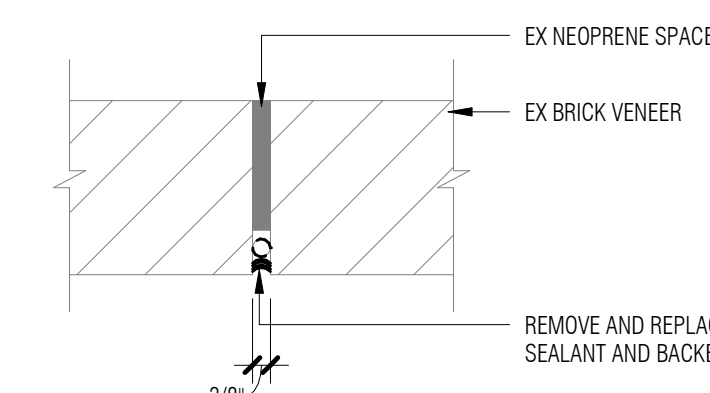
REPLACEMENT DETAIL



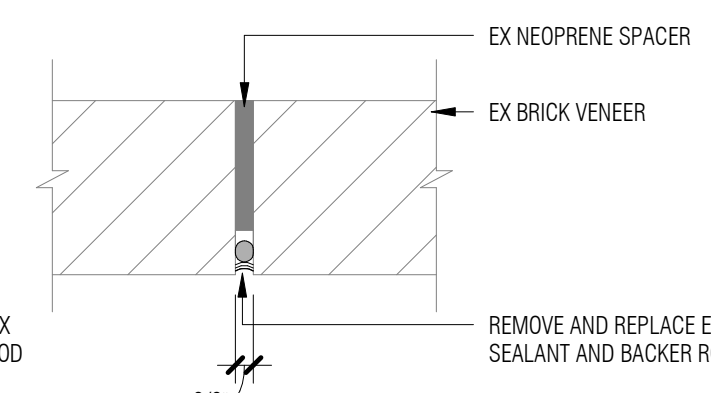
DEMOLITION DETAIL



REPLACEMENT DETAIL



DEMOLITION DETAIL

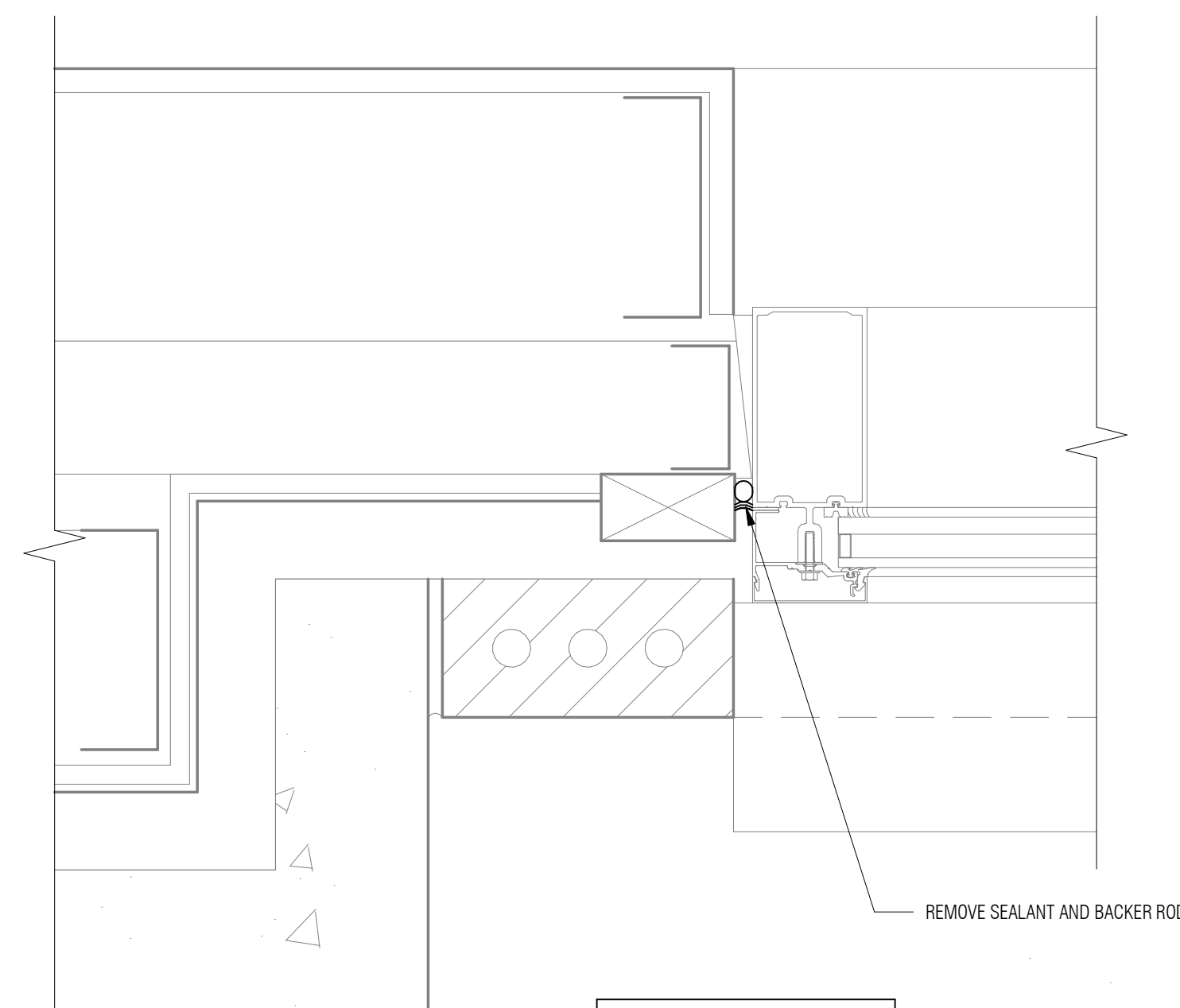


PROPOSED DETAIL

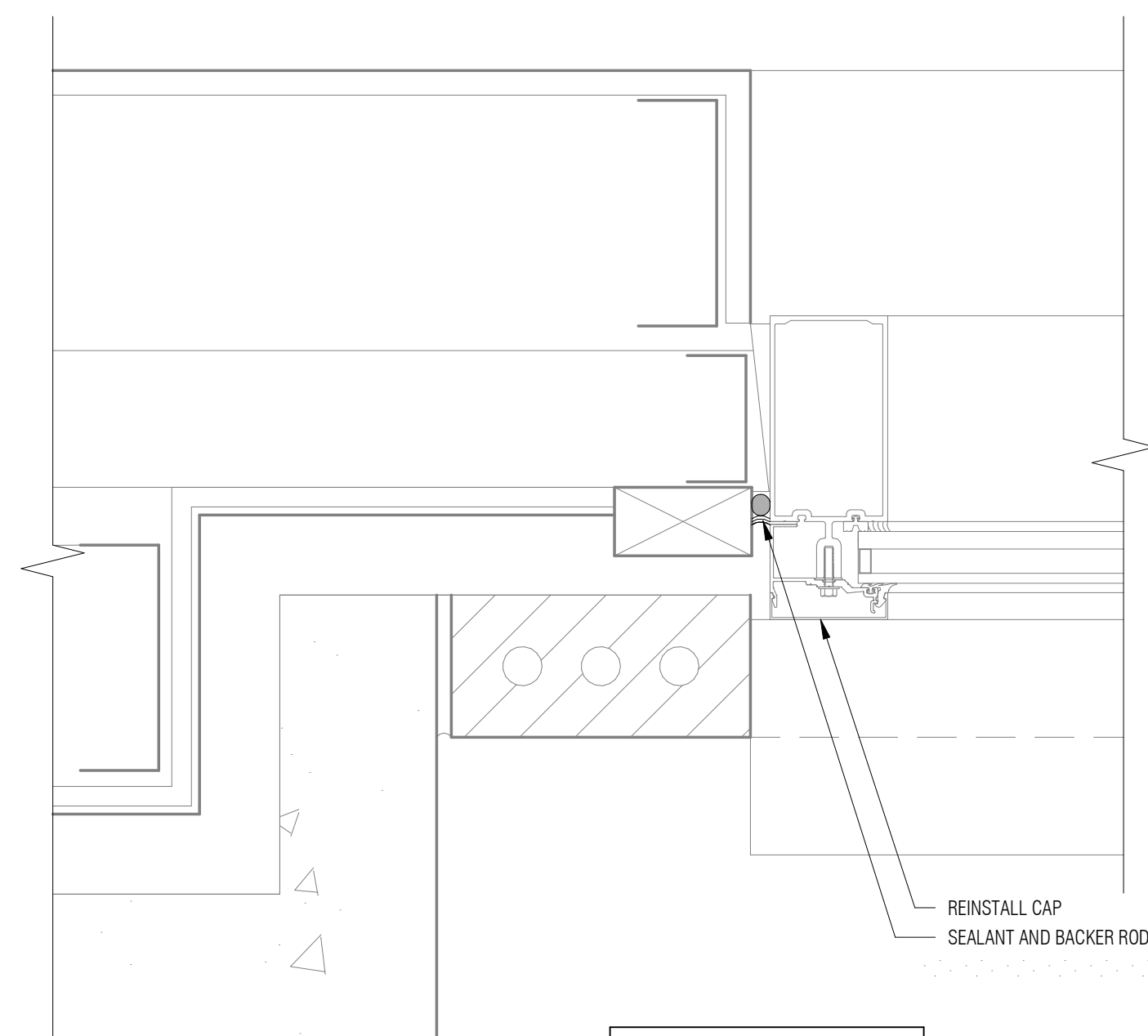
B1 HEAD DETAIL
3" = 1'-0"

B2 HEAD DETAIL
3" = 1'-0"

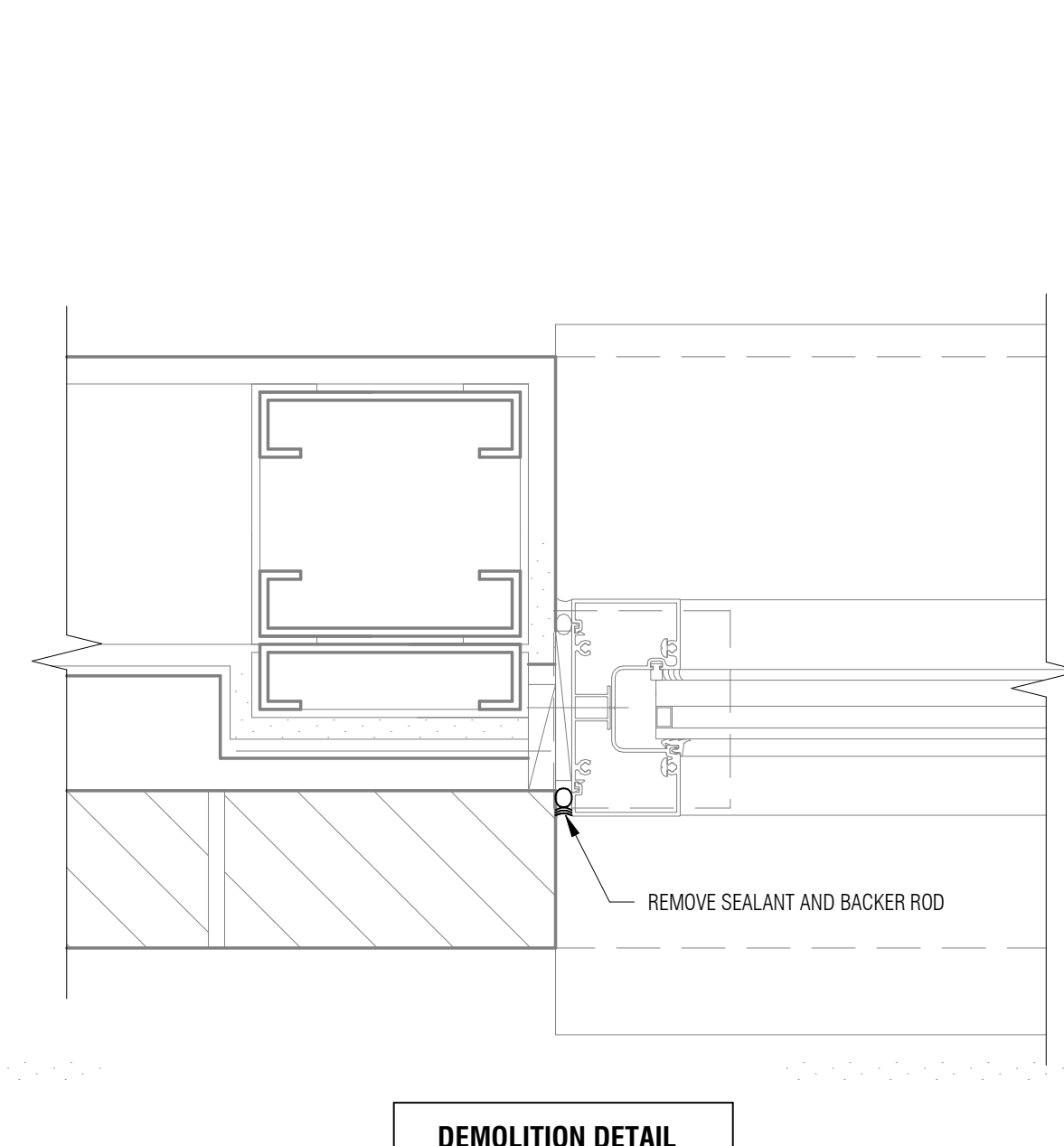
B4 EJ DETAIL - BRICK TO BRICK
3" = 1'-0"



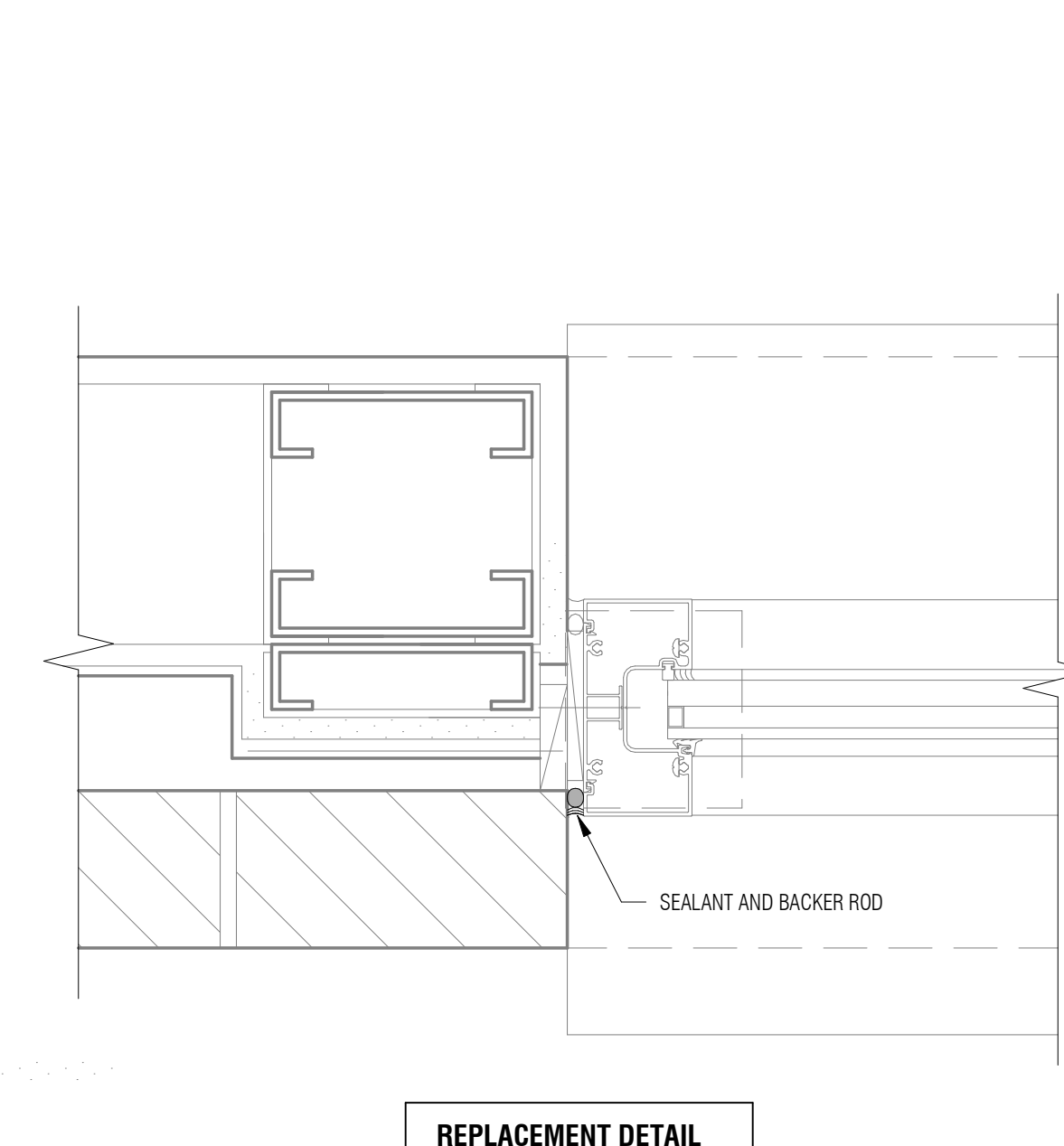
DEMOLITION DETAIL



REPLACEMENT DETAIL



DEMOLITION DETAIL



REPLACEMENT DETAIL

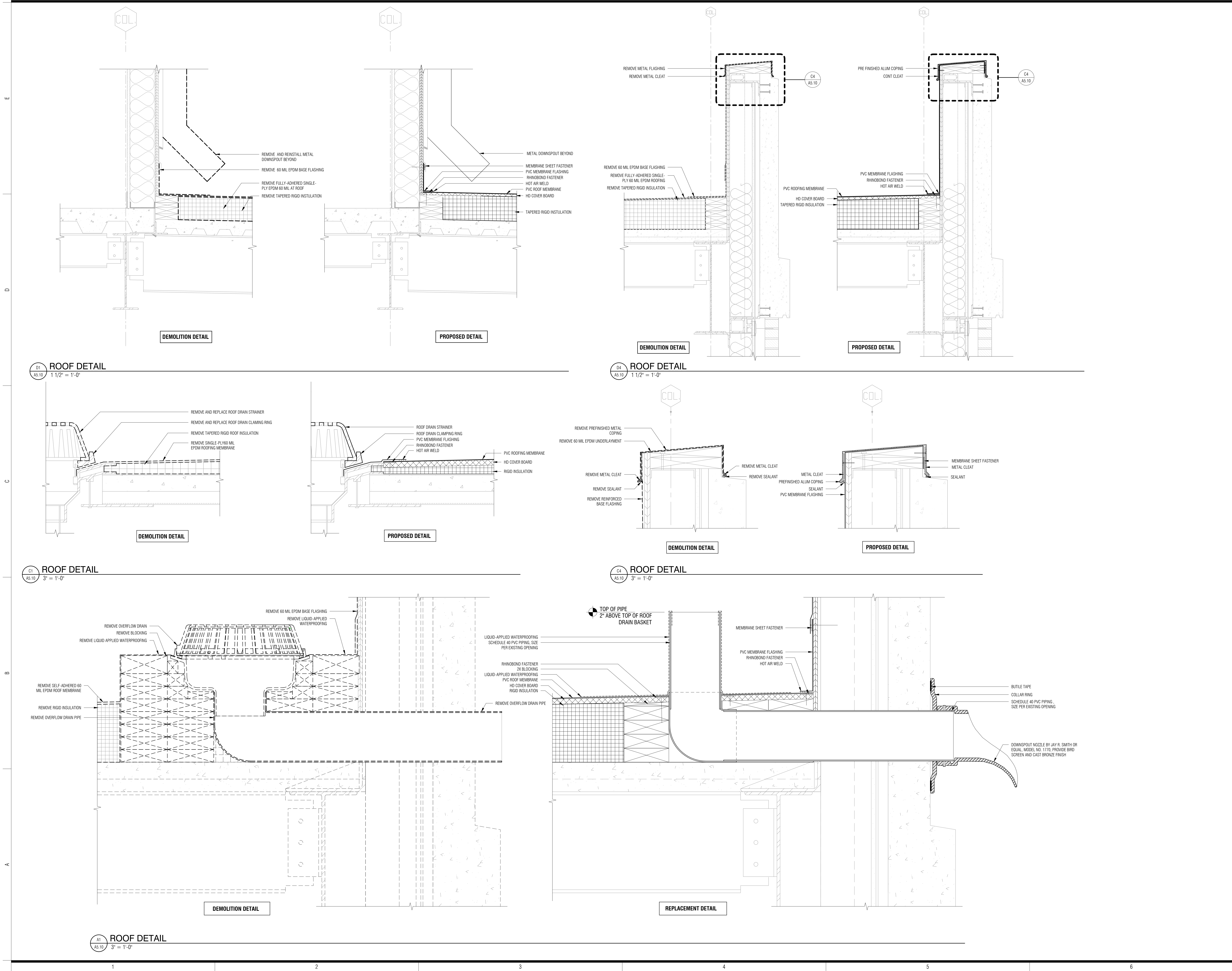
A1 JAMB DETAIL
3" = 1'-0"

A3 JAMB DETAIL
3" = 1'-0"

These drawings are the property of Watson Tate Savory, Inc. and may not be used in whole or in part without written consent of the architect and any infringement is subject to legal action.

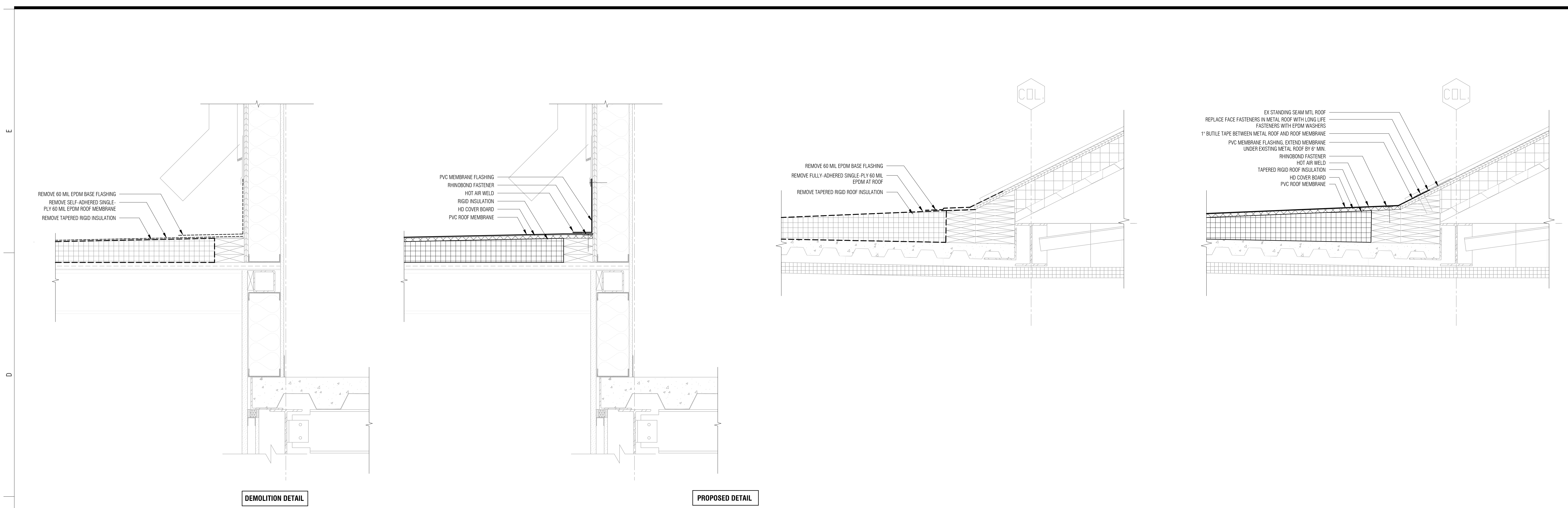
C:\Users\jgall\Documents\1804_ISSUE_Hargray_Building_Repairs_Curtain_Wall.dwg

#	DATE	REVISION



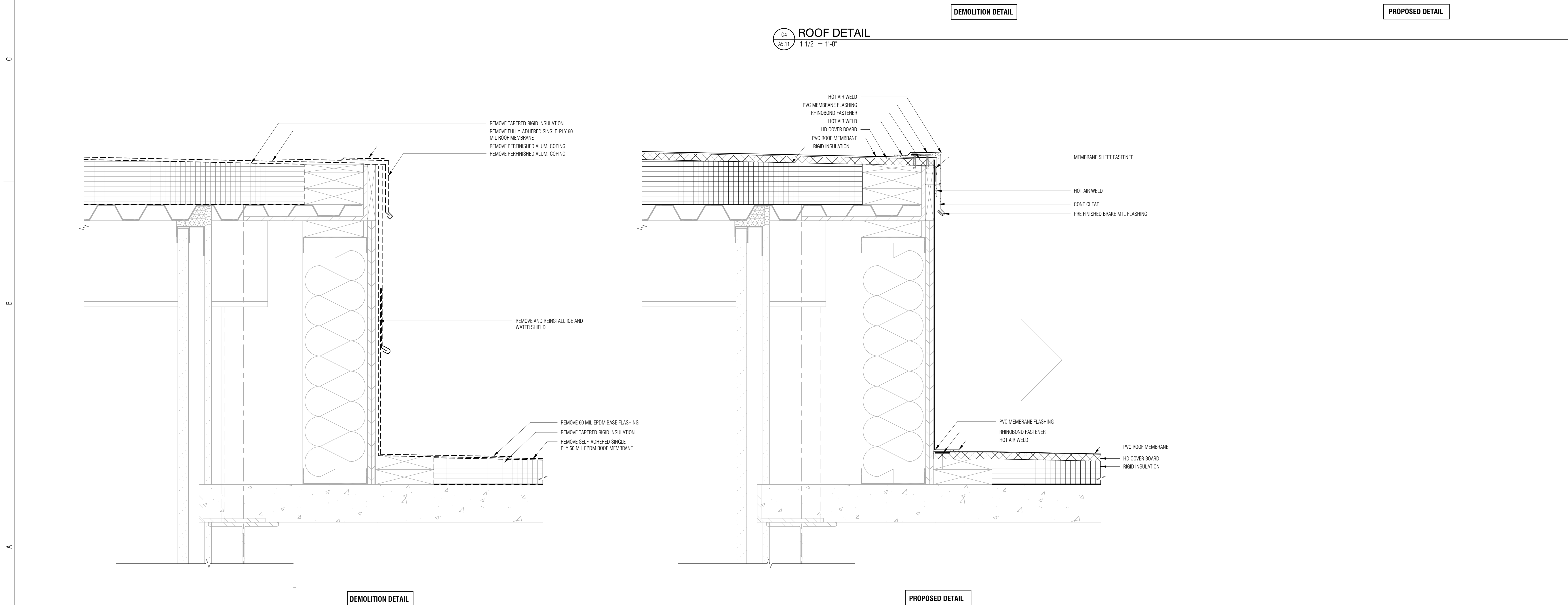
These drawings are the property of Watson Tate Savor, Inc. and may not be used in whole or in part without written consent of the architect and any infringement is subject to legal action.
 C:\Users\jgall\Documents\1804_USC-Hargray-Bldg-Interior-Details_amball.rvt
 5/9/2018 4:33:45 PM

#	DATE	REVISION



D1 ROOF DETAIL
A5.11 1 1/2" = 1'-0"

D4 ROOF DETAIL
A5.11 1 1/2" = 1'-0"



A1 DEMOLITION ROOF DETAIL
A5.11 3" = 1'-0"

PROPOSED DETAIL

DEMOLITION DETAIL

DEMOLITION DETAIL

PROPOSED DETAIL

PROPOSED DETAIL

DEMOLITION DETAIL

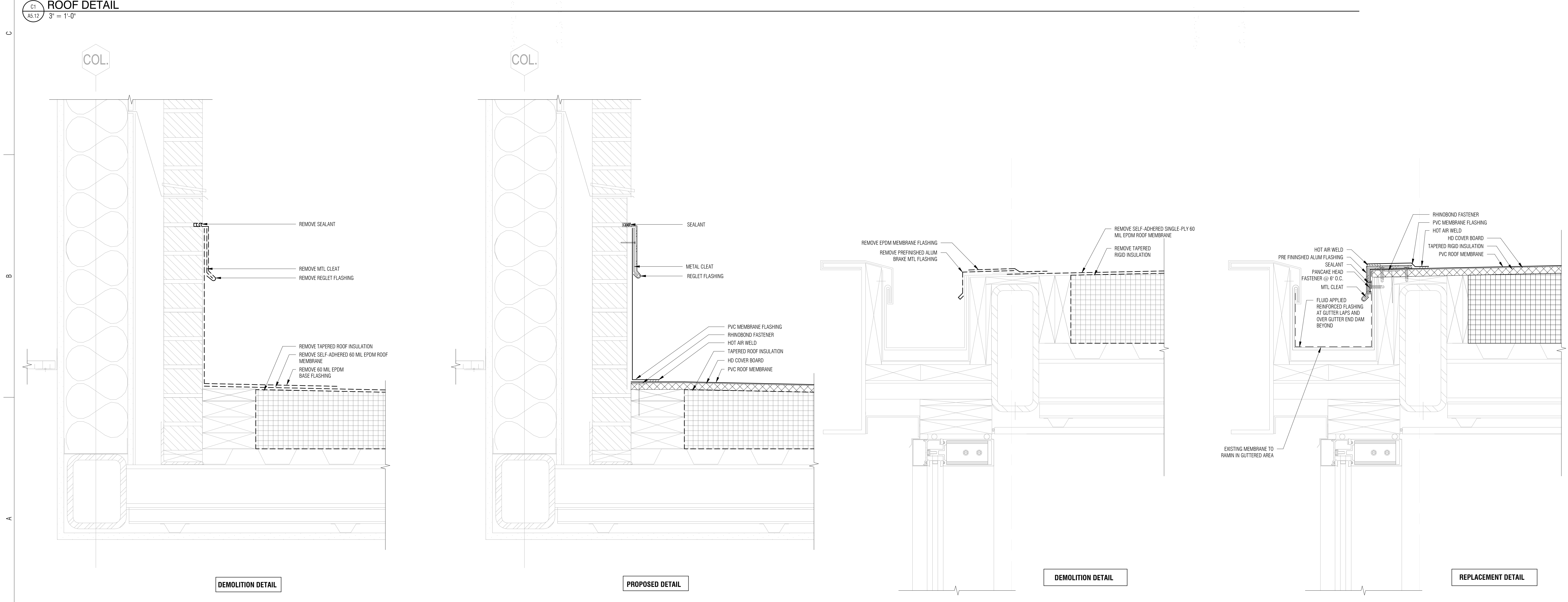
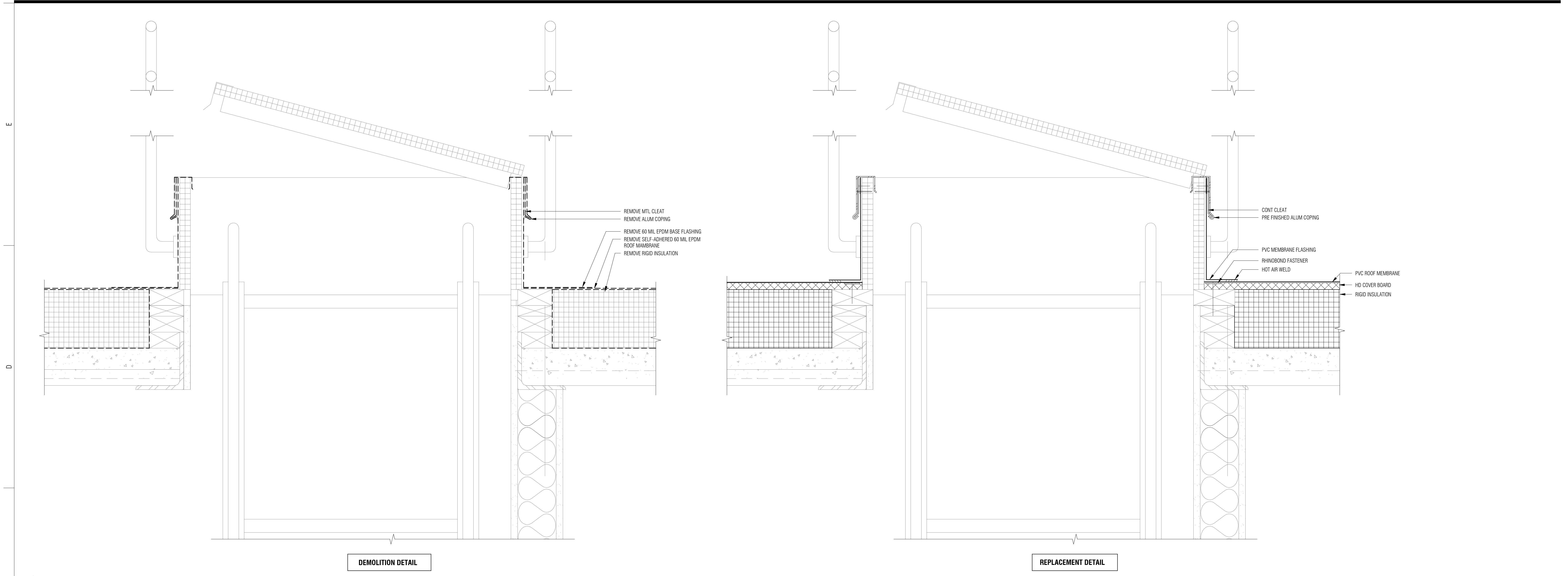
These drawings are the property of Watson Tate Savory, Inc. and may not be used in whole or in part without written consent of the architect and any infringement is subject to legal action.

C:\Users\jghall\Documents\1804_ISSF_Hargray_Geometry_Correl_amball.rvt 5/31/2018 4:33:45 PM

1 2 3 4 5 6

#	DATE	REVISION

These drawings are the property of Watson Tate Savory, Inc. and may not be used in whole or in part without written consent of the architect and any infringement is subject to legal action.



5/31/2018 4:33:45 PM
C:\Users\jgall\Documents\1804_ISSUE\Hargray_General_Central_embld.rvt