

Goodwyn Mills Cawood
1219 Wayne Street
Columbia, SC 29201

ADDENDUM NO. 1 -

The following items shall take precedence over the drawings and specifications for the above named project and shall become a part of the contract documents. Where any item called for in the specifications, or indicated on the drawings, is not supplemented hereby, the original requirements shall remain in effect. Where any original item is amended, voided or superseded hereby, the provisions of such item not specifically amended, voided or superseded shall remain in effect.

ATTACHMENTS

Documents:

1. Pre-bid sign in sheet

GENERAL

1. Bidders are hereby advised that information from bid documents which are not received from the sources listed in the Invitation for Bids is not legitimate and the bidder accepts full responsibility for any differences. Goodwyn Mills Cawood has not authorized the scanning of the documents. Bidders should be aware that the plans are copyrighted and any unlawful use is subject to legal action. Bidders are further advised that the purchase and/or use of partial bid documents is not recommended and bidder will be responsible for any discrepancies which might have been avoided had a full set of documents been reviewed.
2. Listing of multiple products or manufacturers within specifications or approval of products or manufacturers via substitution request does not waive or preclude any and all performance, warranty or specific requirements listed within the specification unless specifically noted in the Addendum. Only manufacturers and products meeting the specification requirements and listed in the specifications or included in the Addendum shall be approved for the project.
3. All questions and substitution requests must be submitted to the Architect in writing no later than **12:00** noon on **March 22, 2018**. The last addendum will be issued on **Friday, March 23, 2018**.

DRAWINGS:

1. Sheet AD1.0, A1.1, A1.2, A5.2, A6.1, A6.2 – **Replace with attached and note clouded revisions.**
2. Sheet S1.0 – **Replace with attached and note clouded revisions.**
3. Sheet ED1.0, E0.3, E0.4, E1.0, E1.1, E1.2, E1.3 – **Replace with attached and note clouded revisions.**
4. Sheet E0.2 – Lighting Fixture Schedule: **The following items are acceptable pre-approved fixtures submitted via substitution request:**

Type A	Cooper Everlast	24FP6440C EL-LED-MQ-2445-UL-D-40
Type AE	Cooper Everlast	24FP6440C EBPLED14W EL-LED-MQ-2445-UL-D-40-EM
Type B	Cooper Xtralight	4VT2-LD4-4-DR100-UNV-L835-CD1-WL-U VTE4-4000L-30K-DIM-SFA
Type X	Cooper Xtralight	LPX7 EMX-0003

SPECIFICATIONS:

1. Specification 10 28 00 (Toilet, Bath, and Laundry Accessories) – Amend Part 2, Section 2.2 paragraph C to read: **Automatic Paper Towel (Roll) Dispenser (PTD): Owner Provided / Owner Installed**
2. Specification 02 41 19 (Selective Demolition) – Amend Part 1, Section 1.9, Paragraph D to read: **No materials have been found in initial hazardous material testing, but it is possible that other materials may be uncovered during the course of the work. Contractor to stop work and notify USC in the event that suspect materials are found.**
3. Specification 09 67 23 (Resinous Flooring) – **Remove section.**
4. Specification 10 51 13 (Metal Lockers) – **Remove “[and bench]” from section 1.3.A.1**
5. Specification 08 33 13 (Coiling Counter Doors) – **Change Part 2, Section 2.2, Paragraph F, subset 1 to read “Uninsulated-Slat Interior Facing: Metal”. Disregard references to curtain R-value. Remove Part 2, Section 2.7, Paragraph F, subset 1, and disregard references to photoelectric sensors.**
6. Specification 08 71 00 (Door Hardware) – **Change last hardware set listed under Part 4 to “Set #05”. Move door 109 from Set #04 to Set #05.**

QUESTIONS:

Item No. Question / Answer

1. Question: What is the accommodation for contractor parking and lay down area?
Answer: **Workers may park in Lot D off of Key Rd. at the northeast side of the stadium. A gate code will be provided by USC for material delivery and lay down area is available adjacent to the work area.**
2. Question: Are there permitting fees associated with this project?
Answer: **There are no building permit fees associated with the project, however contractors must have the appropriate business license with the City of Columbia.**

3. Question: What is the scope of lead paint in the project area?
Answer: Refer to specification section 02 41 19 and clarification noted above.
4. Question: How thick is the existing concrete slab that is to be removed?
Answer: Existing slab is assumed to be 4" thick with 12" thick footings under existing CMU walls.

END of ADDENDUM #1

**University of South Carolina
Pre Bid Sign In Sheet
Columbia, South Carolina**

Project Name: WBS East Side G Level Concourse Renovation
Project Number: H27-2372
Pre Bid Date & Time: March 20, 2018 at 10:00 AM

SWMBE?	Name	Company Name	Address	Phone #	Email
Yes No	Juaquana Brookins	USC	1300 Pickens Street, Columbia SC 29208	803.777.3596	jbroomin@fmc.sc.edu
Yes No	Ann Derrick	USC	1300 Pickens Street, Columbia SC 29208	803.777.5811	aderrick@fmc.sc.edu
Yes No	Tyler Meyer	First Class CONSTR.	126 B Super Cola, SC 29210	803 926-1922	tmeyer@fcon.com
Yes No	JENNETTE SMITH	SMITH CONSTRUCTORS & ENGINEERS, INC	PO BOX 126 CHAPIN, SC 29036	803- 345-9566	dan@smithconstructors.com
Yes No	Tyler Cushman	Pyramid Contracting	1108-A Lykes Ln. Irmo, SC 29063	803 732-2050	estimating@pyramidcontracting.com
Yes No	Hunter McKenzie	GMC Architecture	1219 Wayne St. Columbia SC 29201		hunter.mckenzie@gmcnetwork.com
Yes No	Will MacInnis	Bayer Construction	4500 Ft. Jackson Blvd Columbia, SC 29207	803-540 3410	wmacinnis@bayerconstruction.net
Yes No	Jonathan Houston	JF Contractors	119 S. Harvin St Sumter SC 29154	803.464. 0503	jhouston@jfcontractors.com
Yes No	Jeff Davis	ATHLETICS	1304 Hayward ST COLUMBIA, SC 29208	803-777- 0459	jeffd@mailbox.sc.edu

****By signing this sheet you agree to receive information electronically.

**University of South Carolina
Pre Bid Sign In Sheet
Columbia, South Carolina**

Project Name: WBS East Side G Level Concourse Renovation
Project Number: H27-Z372
Pre Bid Date & Time: March 20, 2018 at 10:00 AM

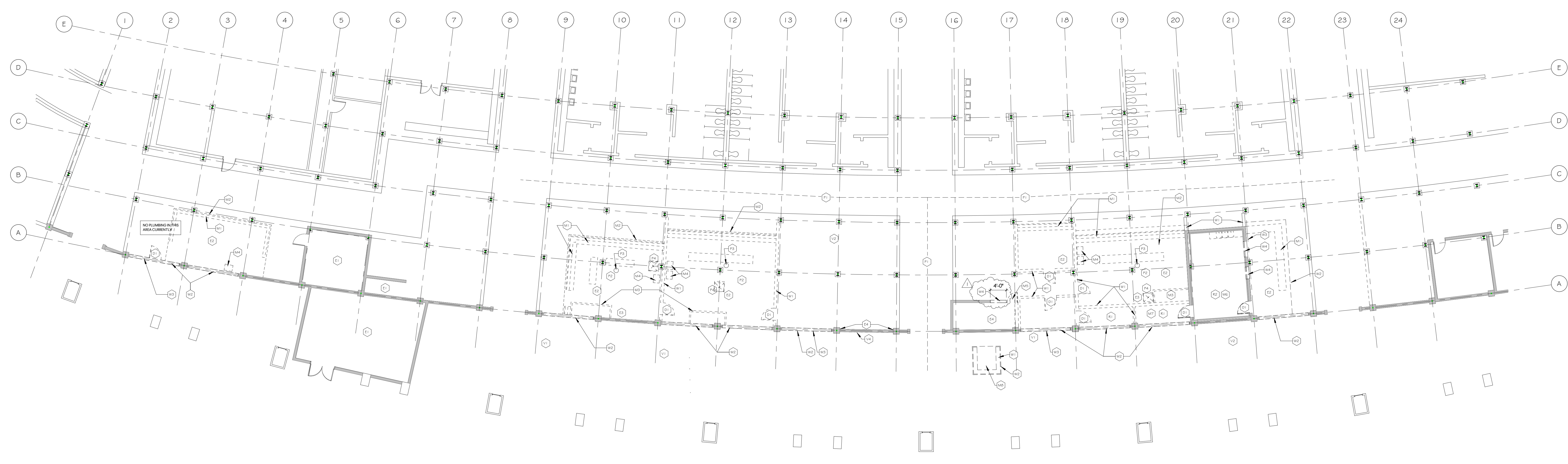
SWMBE?	Name	Company Name	Address	Phone #	Email
Yes No	Ty Russell	USC	700 Pendleton St. Columbia, SC 29208	803-240 2992	nrussel@fmc.sc.edu
Yes No	Kevin O'Connell	USC Athletics	1304 Heyward St Columbia, SC	803-777 0231	koconnell@sc.edu
Yes No	Tommy Williams	Lily Pittman Eng	1299 GORDON PARK RD. AUGUSTA, GA 30901		twilliams@LPA-GA.COM
Yes No	Ford Tupper	Sunwalt Associates	3400 Forest Drive Suite 101 Columbia, SC 29204	803-787-8717	ftupper@sunwalt.com
Yes No	JASON PRUSE	Hammer Construction	785 Hammer Creek WAY COLUMBIA, 29209	803-787-7033	JASGN@HAMMERLLC.COM
Yes No					
Yes No					
Yes No					
Yes No					

****By signing this sheet you agree to receive information electronically.

3/27/2018 6:16:30 PM



2 Level 1 - EAST CONCESSION SLAB DEMOLITION PLAN
3/27-117



1 Level 1 - EAST CONCESSION DEMOLITION PLAN
3/27-117

DEMOLITION

DEMOLISH THE EXISTING CONCESSION STANDS ENTIRELY INCLUDING CURB WALLS, FLOORING, METALS, DOORS AND FRAMES, AND OVERHEAD CANOPIES. THE EXISTING CONCRETE WALLS AT THE REAR EDGE OF THE STEEL FRAMES SHALL BE REMOVED IN AREAS NOTED TO MAKE WAY FOR NEW CONCESSIONS AND CORRIDORS. CUT THE EXISTING CONCRETE AND ASPHALT PAVING TO THE FUTURE SLAB DEPTH NEW WORK.

REMOVE ALL EXISTING ASSOCIATED PLUMBING AND ELECTRICAL COMPONENTS INCLUDING SINKS, FLOOR DRAINS, LIGHTING AND OUTLETS ETC. UNLESS NOTED OTHERWISE, REFER TO PLUMBING, MECHANICAL AND ELECTRICAL DRAWINGS FOR ADDITIONAL NOTES REGARDING DEMOLITION.

THE UNIVERSITY SHALL REMOVE ALL FIXTURES, FURNITURE, POS EQUIPMENT, VENDING MACHINES, ETC. PRIOR TO THE START OF WORK. NOTIFY THE UNIVERSITY IF ANY EQUIPMENT IS STILL IN PLACE AT THE START OF CONSTRUCTION.

WALLS

(M1) EXISTING CMU / BRICK WALL IF TALL - REMOVE WALL AND ALL ASSOCIATED ELECTRICAL BOXES & CONDUIT ETC.

(M2) PORTION OF EXISTING CONCRETE WALL TO BE REMOVED. SAW CUT WALL WITH VERTICAL CUT AT 4" ABOVE CONCESSION FLOORING AND REMOVE UPPER PORTION ENTIRELY. LOWER WALL PORTION TO REMAIN.

(M3) REMOVE EXISTING STEEL 2X4 ANGLE "X" BRACING WHERE REQ. AT LOCATIONS WHERE CONCRETE WALL CUT STEEL AT LOCATION OF CUT CONCRETE SEE STRUCTURAL FOR REPLACEMENT OF STEEL "X" BRACING. PARTIALLY REMOVE PORTION OF EXISTING CMU / BRICK WALL TO CREATE NEW OPENING.

DOORS

(M4) REMOVE DOOR AND HOLLOW METAL FRAME ENTIRELY.

PLUMBING

(M5) APPROXIMATE LOCATION OF EXISTING BELOW SLAB SEWERLINE. LINE TO REMAIN AND BE FLEED FOR PROJECT.

(M6) REMOVE ALL DRINK MACHINE PIPING AND CONDUIT IN ENTIRE AREA.

(M7) REMOVE EXISTING FLOOR DRAIN - REFER TO PLUMBING DRAWINGS.

(M8) REMOVE EXISTING PLUMBING FITTING AND ASSOCIATED SUPPLY AND WASTE PIPING.

ELECTRICAL

(M9) REMOVE ALL ELECTRICAL ITEMS TO BE COORDINATED WITH OWNER PRIOR TO DEMOLITION.

(M10) EXISTING ELECTRICAL ROOM TO REMAIN. PROTECT DURING CONSTRUCTION.

(M11) REMOVE ALL LIGHT FIXTURES AND RETURN TO OWNER.

(M12) REMOVE EXISTING ELECTRICAL PANEL - REFER TO ELECTRICAL DRAWINGS.

(M13) EXISTING ELECTRICAL COMPONENT TO REMAIN. PROTECT DURING CONSTRUCTION.

MISCELLANEOUS (EQUIPMENT, SHELVING, ETC.)

(M14) REMOVE EXISTING CONCRETE COUNTER MASONRY SUPPORT WALLS IN THEIR ENTIRETY.

(M15) REMOVE AWNING AND ALL ASSOCIATED SUPPORT STRUCTURE THIS ENTIRE AREA. SALVAGE AWNING AND STRUCTURE FOR FUTURE REUSE BY OWNER.

(M16) REMOVE CONCRETE CURB AND BASED SLAB.

(M17) REMOVE AND SALVAGE EXISTING WALL MOUNTED POS AMPLIFIER EQUIPMENT BACK AND SALVAGE FOR REINSTALLATION.

(M18) REMOVE EXISTING POWER FOOT AND GATE.

(M19) REMOVE EXISTING MECHANICAL UNIT AND SALVAGE FOR REINSTALLATION TO SAVE EXISTING PIZZA OVEN ROOM.

(M20) REMOVE EXISTING WALK-IN COOLER AND ALL ASSOCIATED EQUIPMENT.

(M21) PATCH FLOOR TO BE LEVEL AND FLUSH WITH THE EXISTING ADJACENT SURFACE.

VENDING/ FURNISHINGS

(M22) EXISTING ICE MACHINE TO BE RELOCATED. REMOVE FROM AREA DURING CONSTRUCTION. COORDINATE STORAGE LOCATION WITH OWNER EAST LOWER.

(M23) RELOCATE ALL EXISTING MOBILE CONCESSION CARTS AND TABLES DURING CONSTRUCTION. COORDINATE STORAGE WITH OWNER.

(M24) EXISTING ATM MACHINE TO BE RELOCATED. COORDINATE WITH OWNER ARCHITECT FOR NEW LOCATION.

ROOF

(M25) REMOVE EXISTING ROOF FRAMING, SHEATHING, AND ROOFING AND PREPARE CONCRETE. REMOVE EXISTING EQUIPMENT AND SALVAGE FOR REINSTALLATION.

(M26) ROOF WORK PREPARED TO ALTERNATE #2. BASE RD - REMOVE EXISTING ASPHALT ROOFING. CONCRETE WORK SHALL BE ATTACHED TO ROOF FRAMING. SEE MECHANICAL FRAMING AND SHEATHING TO REMAIN. REMOVE EXISTING EQUIPMENT AND SALVAGE FOR REINSTALLATION.

(M27) REMOVE EXISTING ROOF FRAMING, SHEATHING, ROOFING AND PREPARE CONCRETE. REMOVE EXISTING EQUIPMENT AND SALVAGE FOR REINSTALLATION.

OVERALL DEMOLITION PLAN

AD1.0
sheet ___ of ___

WILLIAMS BRICE STADIUM - EAST SIDE CONCESSION RENOVATION

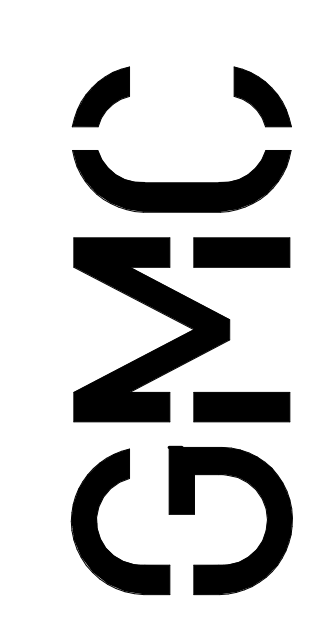

GEORGE ROGERS BLVD.
COLUMBIA, SC 29201

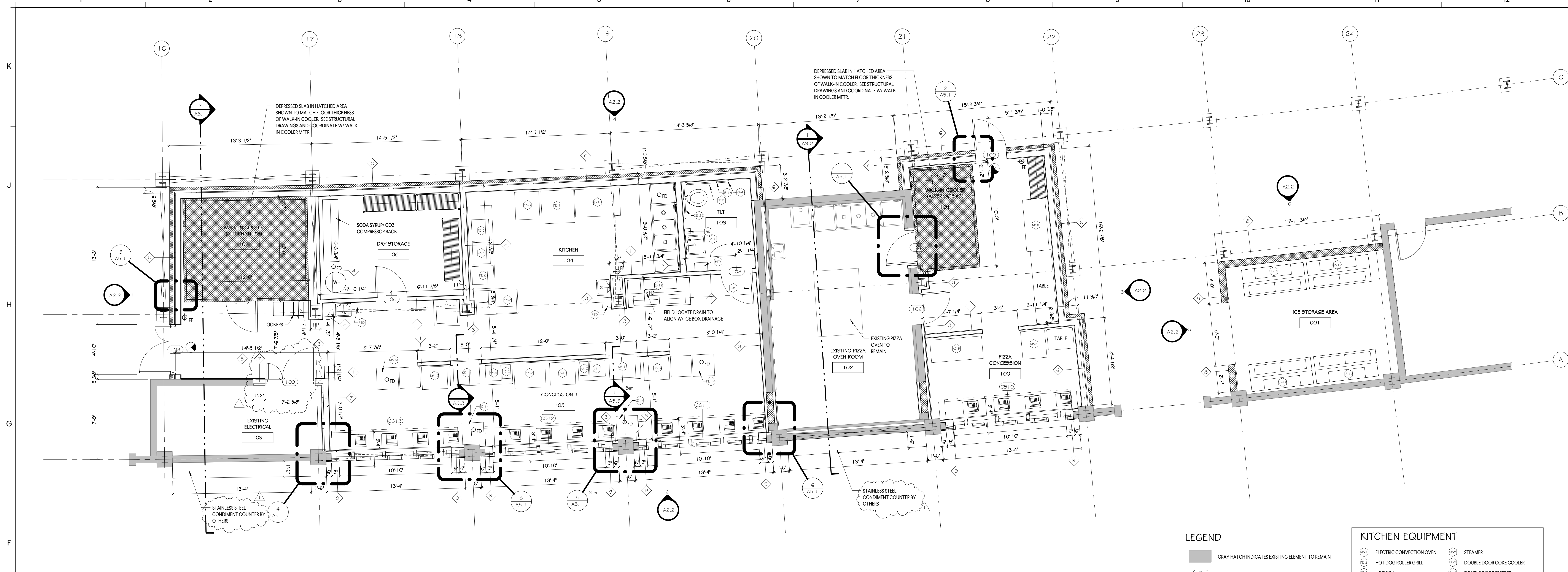
GMC # ACOL180001

ISSUE	DATE
BID DOCUMENTS	3/2/18
1 - ADDENDUM #1	3/2/18

DRAWN BY: HJM
CHECKED BY: NWJ

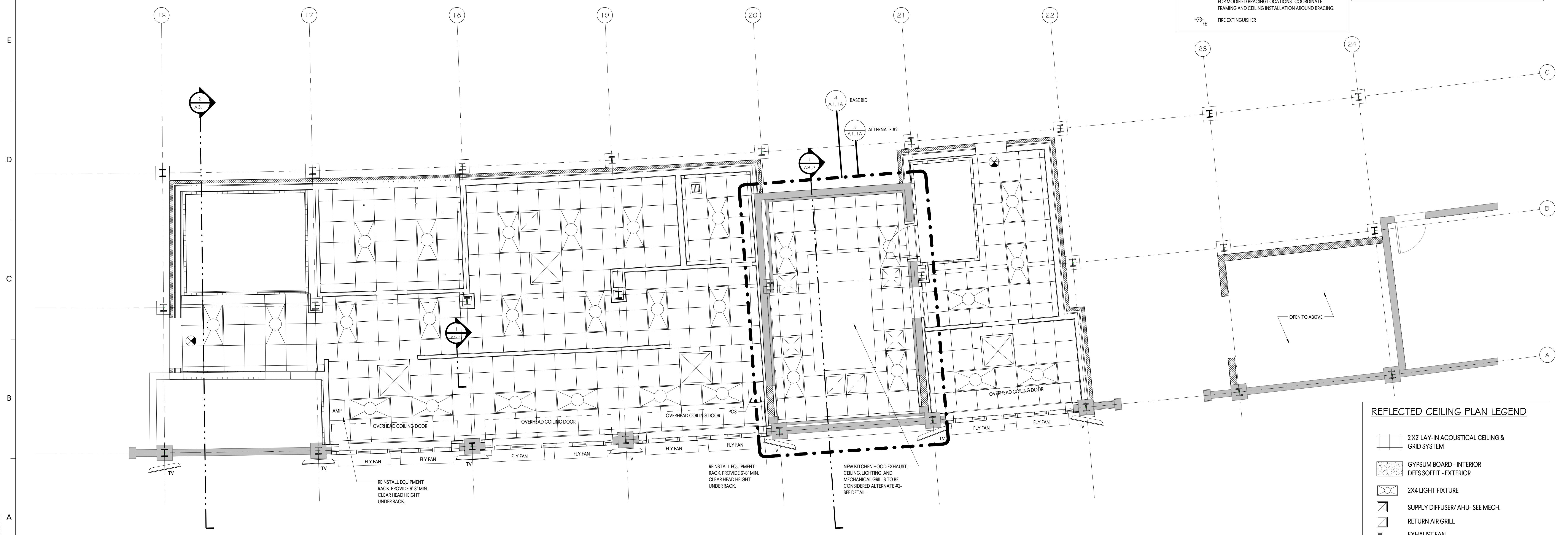
1320 Main Street, Suite 300
Columbia, SC 29201
T 803.724.1282
GMCNETWORK.COM





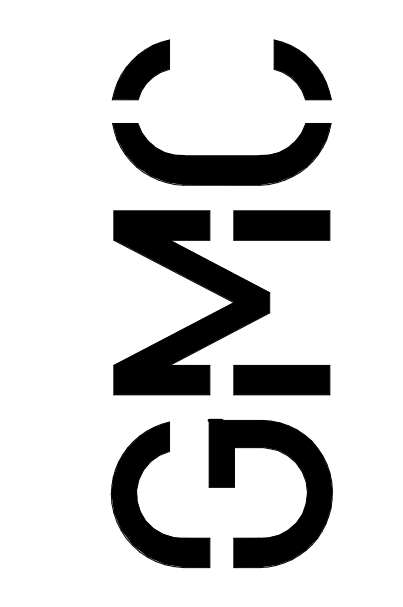
1 CONCESSION STAND 1 - ENLARGED PLAN
14'-0" x 17'-0"

LEGEND		KITCHEN EQUIPMENT	
[Gray Hatch]	GRAY HATCH INDICATES EXISTING ELEMENT TO REMAIN	[Symbol]	ELECTRIC CONVECTION OVEN
[Circle with E]	EXISTING DOOR TO REMAIN	[Symbol]	HOT DOG ROLLER GRILL
[Dashed Line]	EXISTING STEEL ANGLE CROSS BRACING BELOW 6'-8" BETWEEN EXISTING STEEL COLUMNS. COORDINATE FRAMING AND CEILING INSTALLATION AROUND BRACING.	[Symbol]	HOT BOX
[Dotted Line]	EXISTING STEEL ANGLE CROSS BRACING ABOVE 6'-8" BETWEEN EXISTING STEEL COLUMNS. SEE STRUCTURAL FOR MODIFIED BRACING LOCATIONS. COORDINATE FRAMING AND CEILING INSTALLATION AROUND BRACING.	[Symbol]	PRETZEL WARMING CABINET
[Circle with FE]	FIRE EXTINGUISHER	[Symbol]	PRETZEL OVEN
		[Symbol]	NACHO CHEESE DISPENSER
		[Symbol]	POPCORN MACHINE
		[Symbol]	STEAMER
		[Symbol]	DOUBLE DOOR COKE COOLER
		[Symbol]	DOUBLE DOOR FREEZER
		[Symbol]	PASS-THRU WARMER
		[Symbol]	ICE BOX
		[Symbol]	SINGLE DOOR COKE COOLER
		[Symbol]	FOUNTAIN DRINK DISPENSER

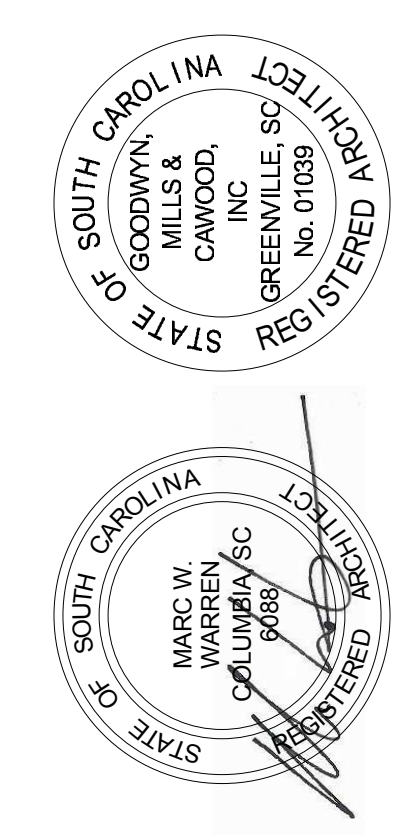


2 CONCESSION STAND 1 - REFLECTED CEILING PLAN
14'-0" x 17'-0"

REFLECTED CEILING PLAN LEGEND	
[Symbol]	ZXZ LAY-IN ACOUSTICAL CEILING & GRID SYSTEM
[Symbol]	GYPSUM BOARD - INTERIOR DEFS SOFFIT - EXTERIOR
[Symbol]	2X4 LIGHT FIXTURE
[Symbol]	SUPPLY DIFFUSER/ AHU- SEE MECH.
[Symbol]	RETURN AIR GRILL
[Symbol]	EXHAUST FAN
[Symbol]	EXIT SIGN



1320 Main Street, Suite 300
Columbia, SC 29201
T 803.724.1282
GMCNETWORK.COM

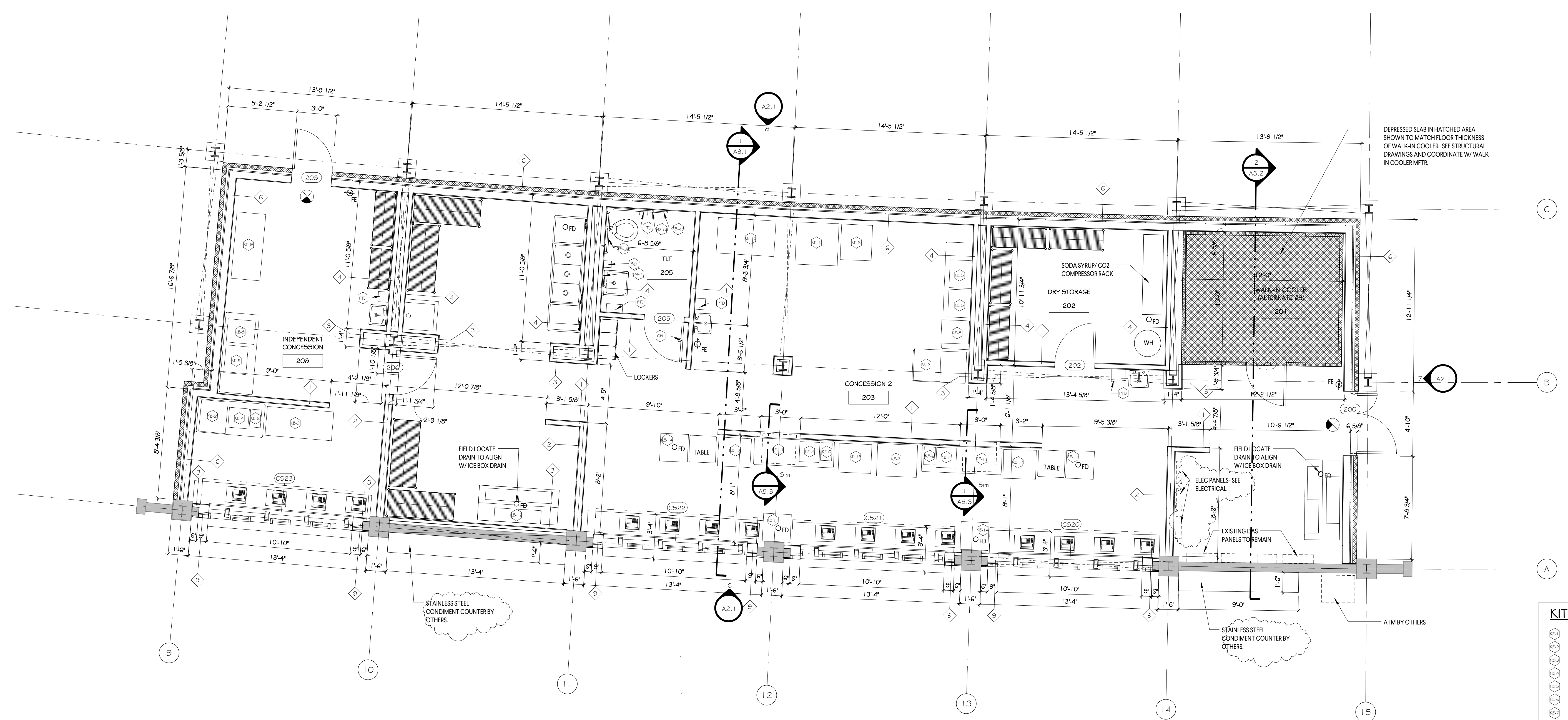


ISSUE	DATE
BID DOCUMENTS	3/2/18
1 ADDENDUM #1	3/2/18

WILLIAMS BRICE STADIUM - EAST
SIDE CONCESSION RENOVATION
GEORGE ROGERS BLVD.
COLUMBIA, SC 29201
GMC # ACOL180001

CONCESSION #1
ENLARGED PLANS
A1.1
Sheet of

3/21/2018 6:16:20 PM



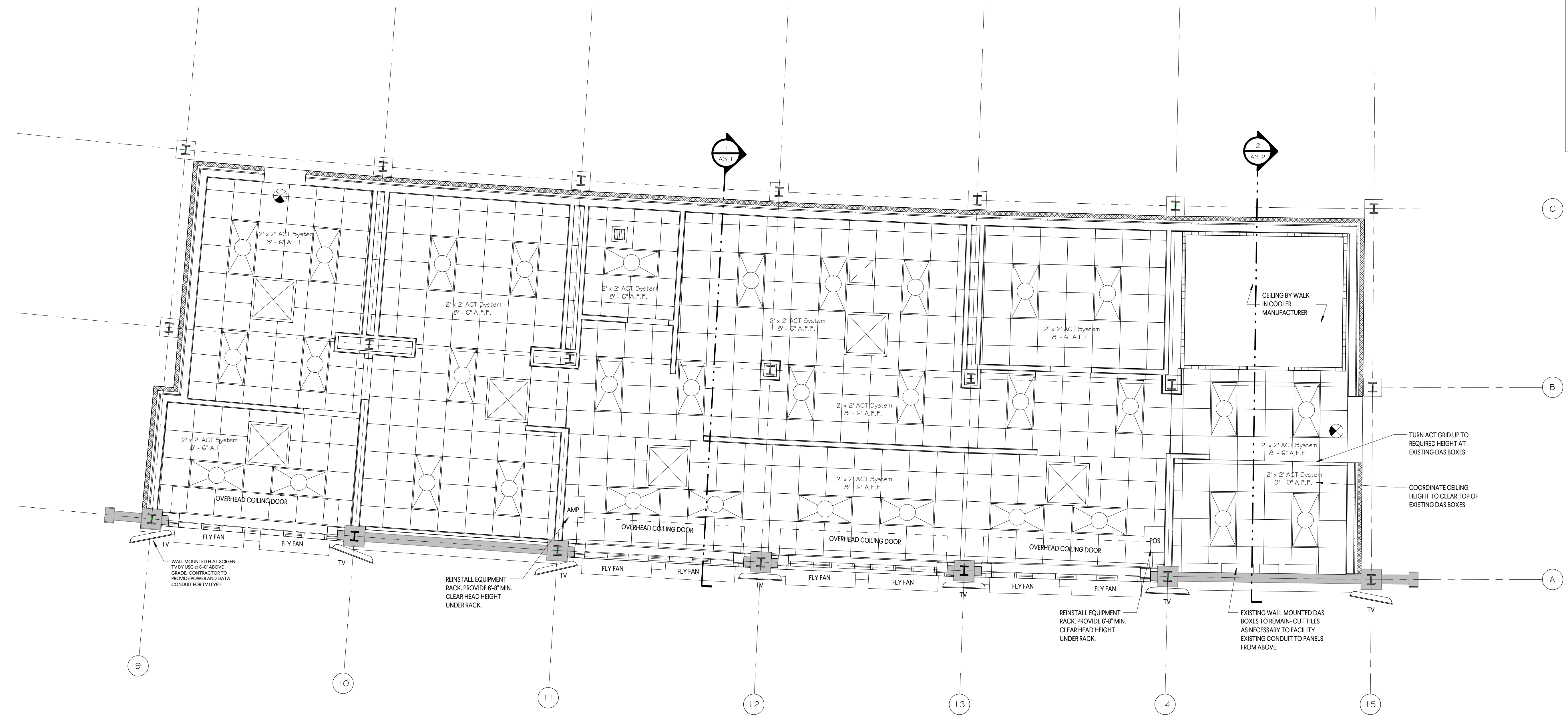
KITCHEN EQUIPMENT

⊗	ELECTRIC CONVECTION OVEN	⊗	STEAMER
⊗	HOT DOG ROLLER GRILL	⊗	DOUBLE DOOR COKE COOLER
⊗	HOT BOX	⊗	DOUBLE DOOR FREEZER
⊗	PRETZEL WARMING CABINET	⊗	PASS-THRU WARMER
⊗	PRETZEL OVEN	⊗	ICE BOX
⊗	NACHO CHEESE DISPENSER	⊗	SINGLE DOOR COKE COOLER
⊗	POPCORN MACHINE	⊗	FOUNTAIN DRINK DISPENSER

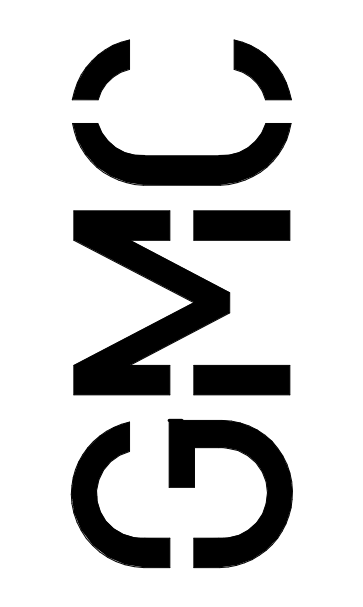
LEGEND

▨	GRAY HATCH INDICATES EXISTING ELEMENT TO REMAIN
⊕	EXISTING DOOR TO REMAIN
—	EXISTING STEEL ANGLE CROSS BRACING BELOW 6'-8" BETWEEN EXISTING STEEL COLUMNS- COORDINATE FRAMING AND CEILING INSTALLATION AROUND BRACING.
- - - -	EXISTING STEEL ANGLE CROSS BRACING ABOVE 6'-8" BETWEEN EXISTING STEEL COLUMNS- SEE STRUCTURAL FOR MODIFIED BRACING LOCATIONS. COORDINATE FRAMING AND CEILING INSTALLATION AROUND BRACING.
⊗	FIRE EXTINGUISHER


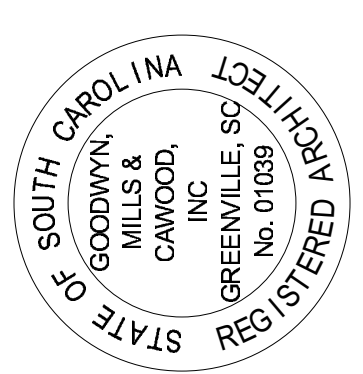
1 CONCESSION 2 - ENLARGED PLAN
14'-10"



2 CONCESSION 2 - REFLECTED CEILING PLAN
14'-10"



1320 Main Street, Suite 300
Columbia, SC 29201
T 803.724.1282
GMCNETWORK.COM



ISSUE DATE

BID DOCUMENTS	3/2/18
1 ADDENDUM #1	

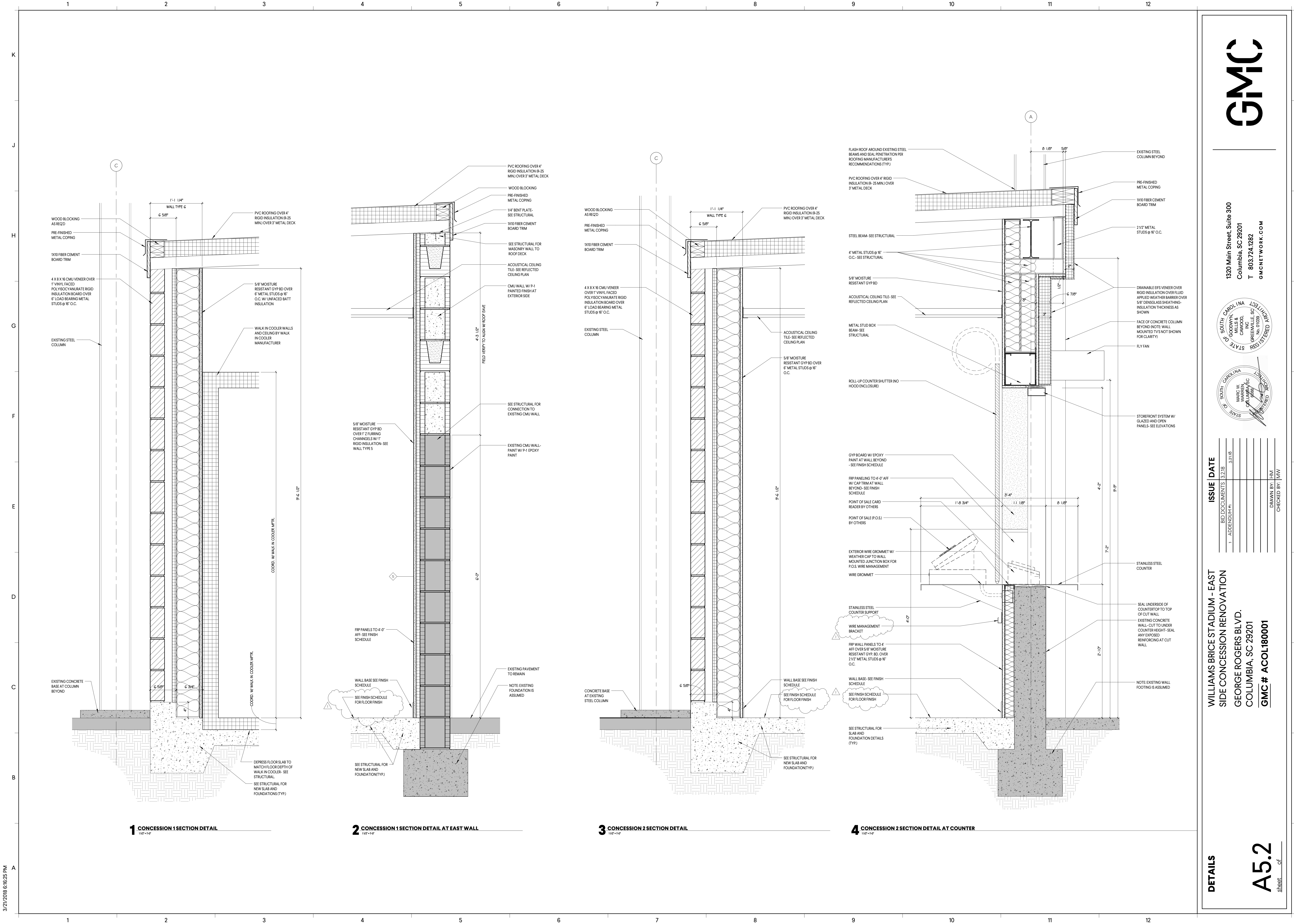
DRAWN BY: HJM
CHECKED BY: NWJ

WILLIAMS BRICE STADIUM - EAST
SIDE CONCESSION RENOVATION
GEORGE ROGERS BLVD.
COLUMBIA, SC 29201
GMC # ACOL180001

CONCESSION #2
ENLARGED PLANS
A1.2
Sheet of

3/21/2018 6:16:23 PM

3/21/2018 6:16:25 PM




1 CONCESSION 1 SECTION DETAIL
1/2" = 1'-0"

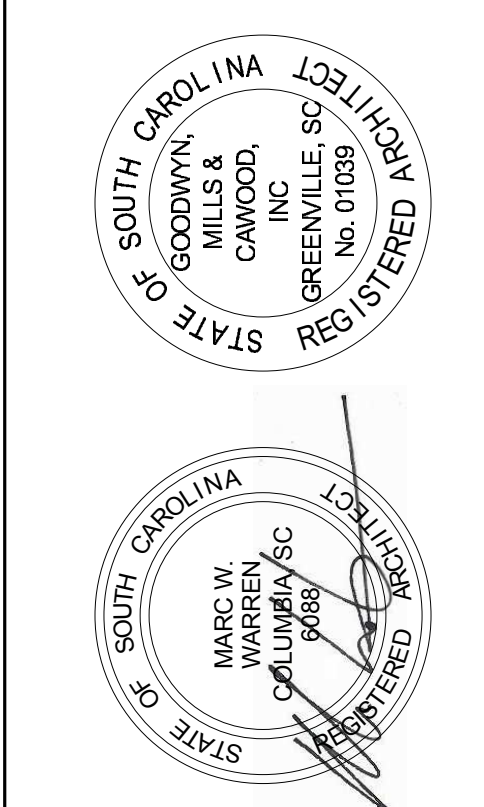
2 CONCESSION 1 SECTION DETAIL AT EAST WALL
1/2" = 1'-0"

3 CONCESSION 2 SECTION DETAIL
1/2" = 1'-0"

4 CONCESSION 2 SECTION DETAIL AT COUNTER
1/2" = 1'-0"



1320 Main Street, Suite 300
Columbia, SC 29201
T 803.724.1282
GMCNETWORK.COM



BID DOCUMENTS	3.2.18
1 ADDENDUM #1	3.21.18

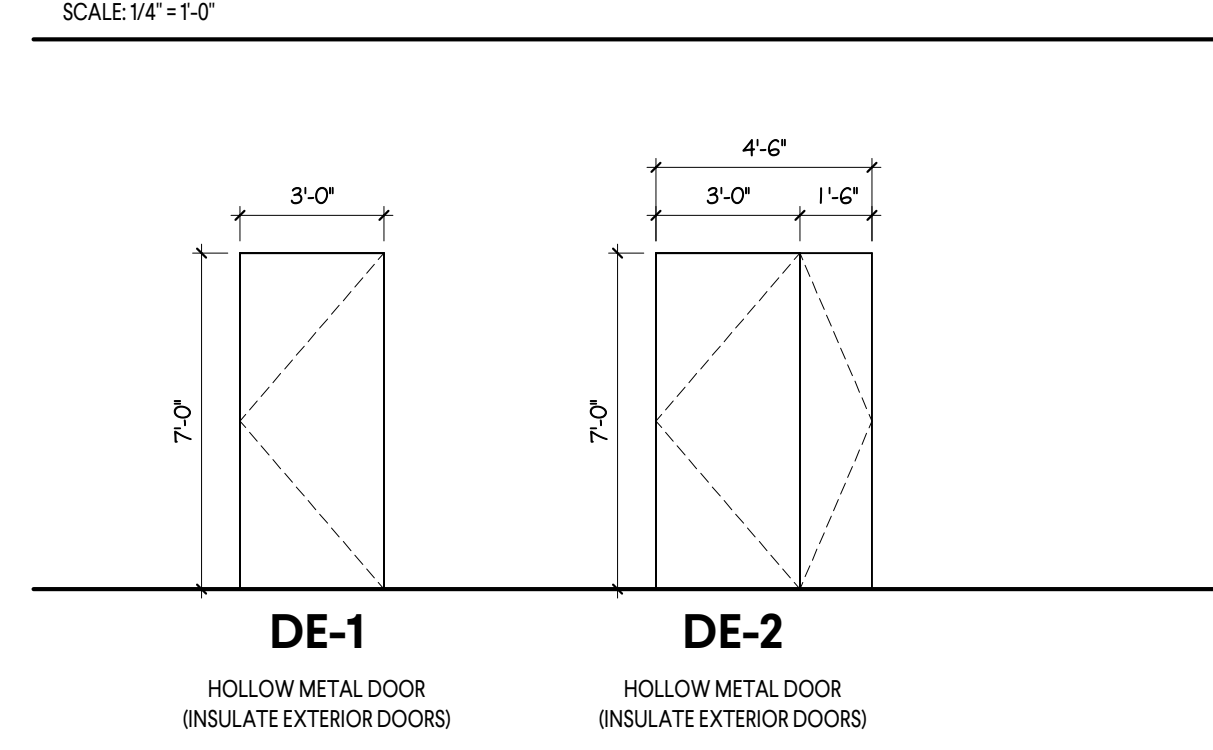
ISSUE DATE

DRAWN BY: HJM
CHECKED BY: NWJ

WILLIAMS BRICE STADIUM - EAST
SIDE CONCESSION RENOVATION
GEORGE ROGERS BLVD.
COLUMBIA, SC 29201
GMC # ACOL180001

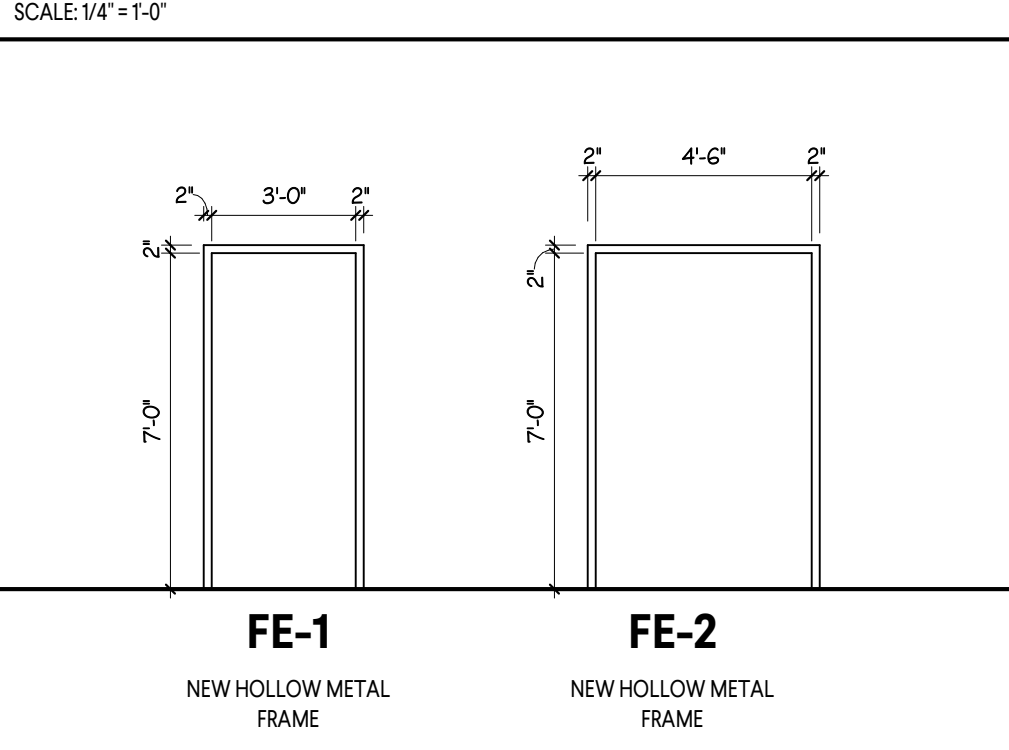
DOOR SCHEDULE															
Door Number	Door Elevation	Door				Finish	Frame				Fire Rating	Head	Jamb	Sill	Comments
		Width	Height	Thk	Mat1		Mat1	Finish	Fire Rating	Head					
100	DE-1	3'-0"	7'-0"	13/4"	H.M.	P-2	FE-1	H.M.	P-2	-	H3	J3	S3	HARDWARE SET 1	VERIFY DIMENSIONS, DOOR AND HARDWARE BY WALK-IN COOLER MANUFACTURER
101	WALK-IN COOLER	3'-0"	6'-4"	2"	-	-	-	-	-	-	-	-	-	S4	-
102	DE-1	3'-0"	7'-0"	13/4"	H.M.	P-2	FE-1	H.M.	P-2	-	H2	J2	-	-	HARDWARE SET 2
103	DE-1	3'-0"	7'-0"	13/4"	H.M.	P-2	FE-1	H.M.	P-2	-	H1	J1	-	-	HARDWARE SET 3
106	DE-1	3'-0"	7'-0"	13/4"	H.M.	P-2	FE-1	H.M.	P-2	-	H1	J1	-	-	HARDWARE SET 4
107	WALK-IN COOLER	3'-0"	6'-4"	2"	-	-	-	-	-	-	-	-	-	S4	VERIFY DIMENSIONS, DOOR AND HARDWARE BY WALK-IN COOLER MANUFACTURER
108	DE-2	4'-6"	7'-0"	13/4"	H.M.	P-2	FE-2	H.M.	P-2	-	H3	J3	S3	HARDWARE SET 5	VERIFY DIMENSIONS, DOOR AND HARDWARE BY WALK-IN COOLER MANUFACTURER
109	DE-2	4'-6"	7'-0"	13/4"	H.M.	P-2	FE-2	H.M.	P-2	-	H4	J4	S3	HARDWARE SET 5	VERIFY DIMENSIONS, DOOR AND HARDWARE BY WALK-IN COOLER MANUFACTURER
200	DE-2	4'-6"	7'-0"	13/4"	H.M.	P-2	FE-2	H.M.	P-2	-	H3	J3	S3	HARDWARE SET 5	VERIFY DIMENSIONS, DOOR AND HARDWARE BY WALK-IN COOLER MANUFACTURER
201	WALK-IN COOLER	3'-0"	6'-4"	2"	-	-	-	-	-	-	-	-	-	S4	VERIFY DIMENSIONS, DOOR AND HARDWARE BY WALK-IN COOLER MANUFACTURER
202	DE-1	3'-0"	7'-0"	13/4"	H.M.	P-2	FE-1	H.M.	P-2	-	H1	J1	-	-	HARDWARE SET 4
206	DE-1	3'-0"	7'-0"	13/4"	H.M.	P-2	FE-1	H.M.	P-2	-	H1	J1	-	-	HARDWARE SET 3
206	DE-1	3'-0"	7'-0"	13/4"	H.M.	P-2	FE-1	H.M.	P-2	-	H1	J1	-	-	HARDWARE SET 4
208	DE-1	3'-0"	7'-0"	13/4"	H.M.	P-2	FE-1	H.M.	P-2	-	H3	J3	S3	HARDWARE SET 1	VERIFY DIMENSIONS, DOOR AND HARDWARE BY WALK-IN COOLER MANUFACTURER
301	DE-1	3'-0"	7'-0"	13/4"	H.M.	P-2	FE-1	H.M.	P-2	-	H3	J3	S3	HARDWARE SET 1	VERIFY DIMENSIONS, DOOR AND HARDWARE BY WALK-IN COOLER MANUFACTURER
CS10	COUNTER SHUTTER	10'-10"	5'-5"	1"	ALUMINUM	-	-	-	-	-	-	-	-	-	VERIFY DIMENSIONS & INSTALL PER MANUFACTURER'S INSTRUCTIONS
CS11	COUNTER SHUTTER	10'-10"	5'-5"	1"	ALUMINUM	-	-	-	-	-	-	-	-	-	VERIFY DIMENSIONS & INSTALL PER MANUFACTURER'S INSTRUCTIONS
CS12	COUNTER SHUTTER	10'-10"	5'-5"	1"	ALUMINUM	-	-	-	-	-	-	-	-	-	VERIFY DIMENSIONS & INSTALL PER MANUFACTURER'S INSTRUCTIONS
CS13	COUNTER SHUTTER	10'-10"	5'-5"	1"	ALUMINUM	-	-	-	-	-	-	-	-	-	VERIFY DIMENSIONS & INSTALL PER MANUFACTURER'S INSTRUCTIONS
CS20	COUNTER SHUTTER	10'-10"	5'-5"	1"	ALUMINUM	-	-	-	-	-	-	-	-	-	VERIFY DIMENSIONS & INSTALL PER MANUFACTURER'S INSTRUCTIONS
CS21	COUNTER SHUTTER	10'-10"	5'-5"	1"	ALUMINUM	-	-	-	-	-	-	-	-	-	VERIFY DIMENSIONS & INSTALL PER MANUFACTURER'S INSTRUCTIONS
CS22	COUNTER SHUTTER	10'-10"	5'-5"	1"	ALUMINUM	-	-	-	-	-	-	-	-	-	VERIFY DIMENSIONS & INSTALL PER MANUFACTURER'S INSTRUCTIONS
CS23	COUNTER SHUTTER	10'-10"	5'-5"	1"	ALUMINUM	-	-	-	-	-	-	-	-	-	VERIFY DIMENSIONS & INSTALL PER MANUFACTURER'S INSTRUCTIONS
CS30	COUNTER SHUTTER	10'-10"	5'-5"	1"	ALUMINUM	-	-	-	-	-	-	-	-	-	VERIFY DIMENSIONS & INSTALL PER MANUFACTURER'S INSTRUCTIONS
CS31	COUNTER SHUTTER	10'-10"	5'-5"	1"	ALUMINUM	-	-	-	-	-	-	-	-	-	VERIFY DIMENSIONS & INSTALL PER MANUFACTURER'S INSTRUCTIONS
Grand total: 25															

DOOR TYPE
SCALE: 1/4" = 1'-0"

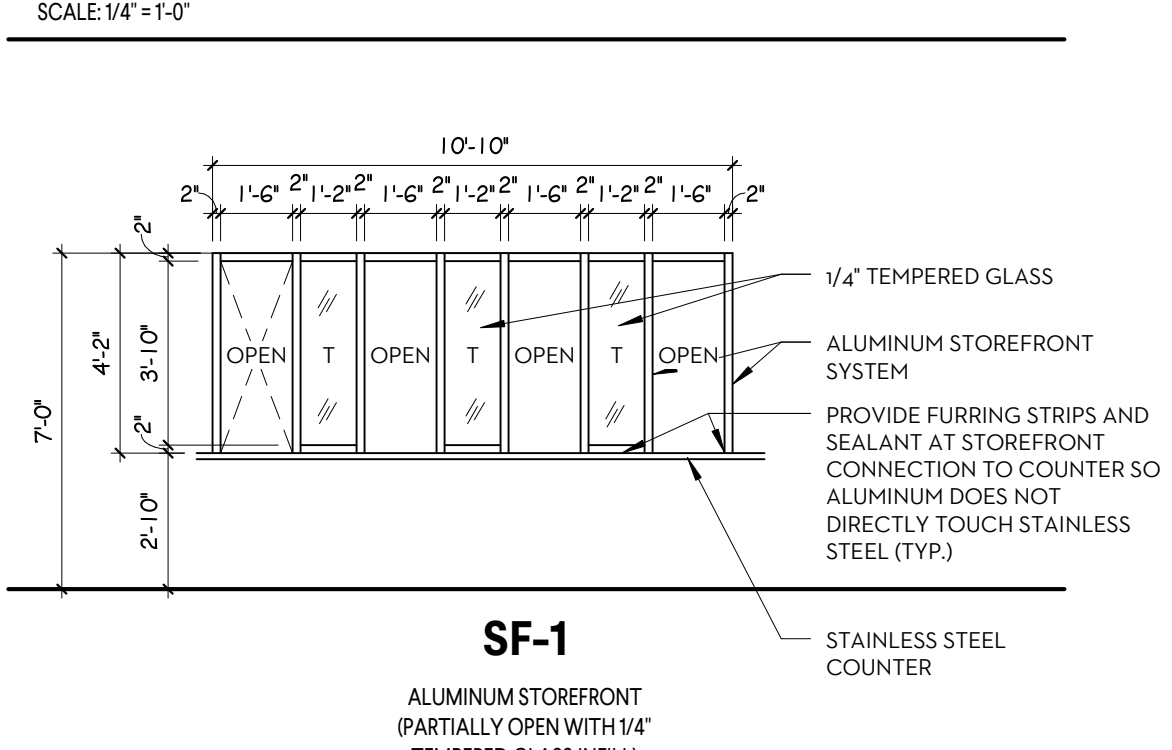


DOOR & FRAME TYPES
1/4" = 1'-0"

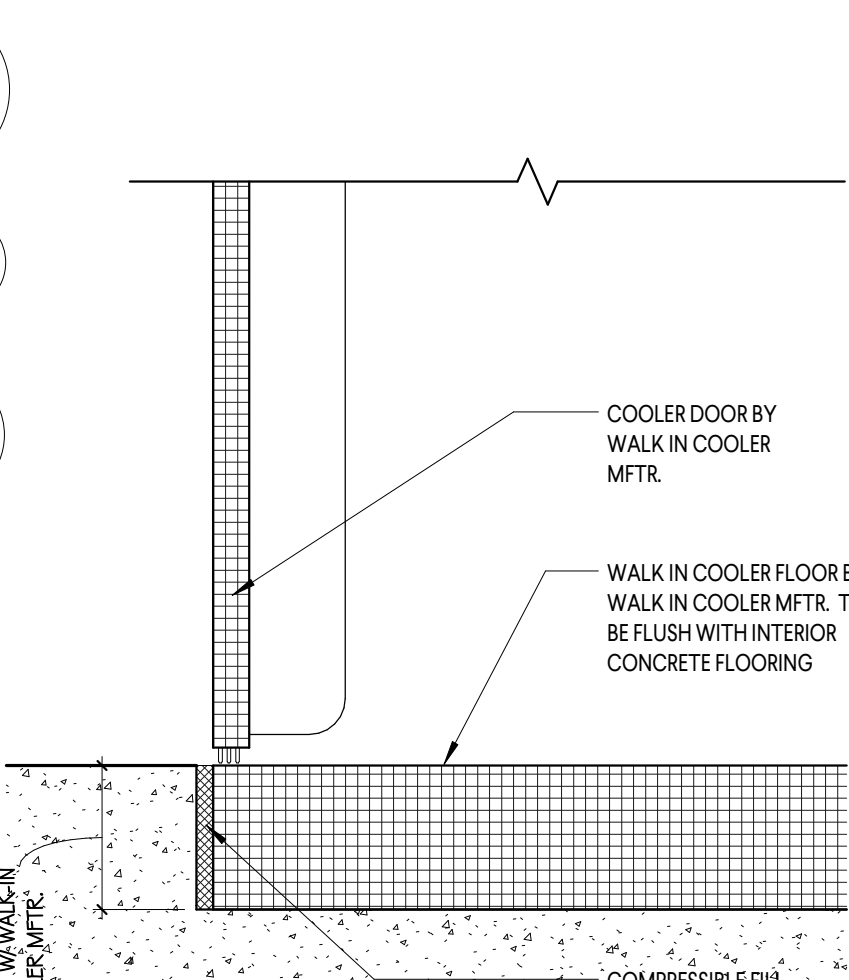
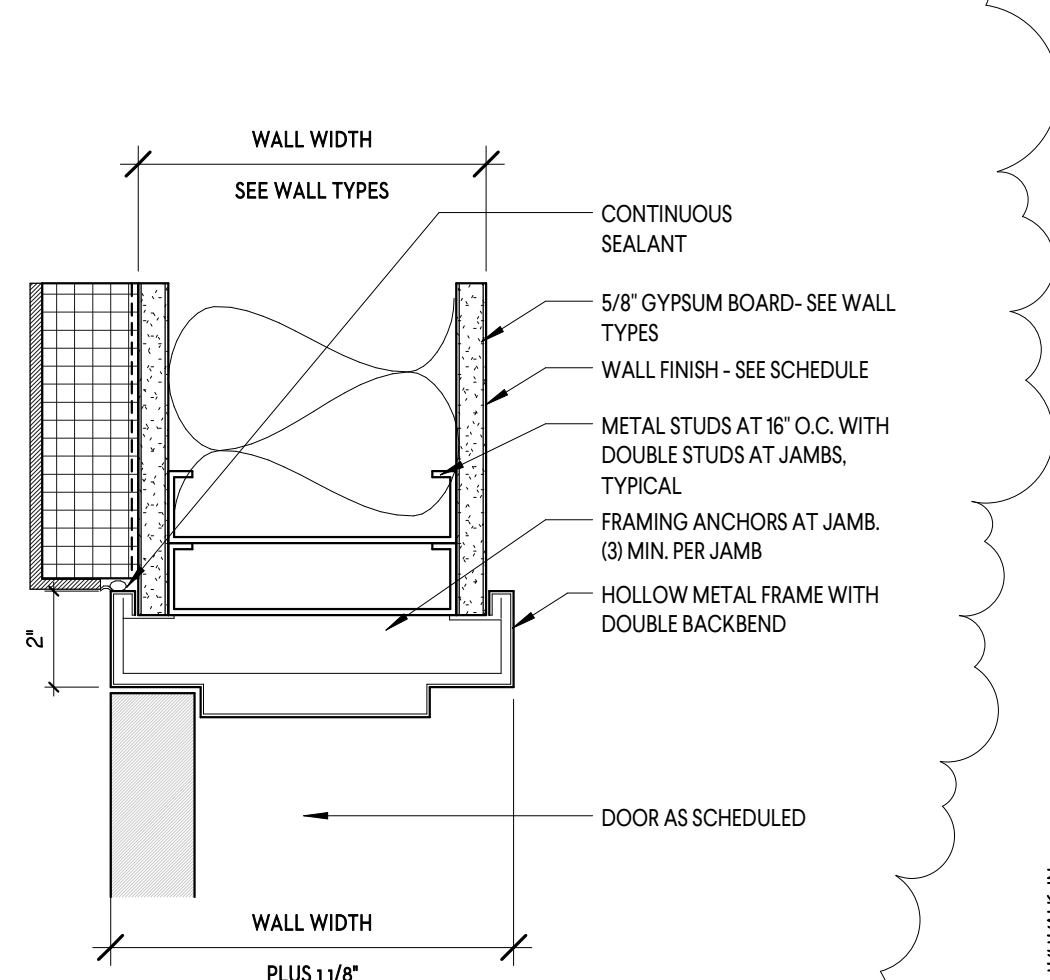
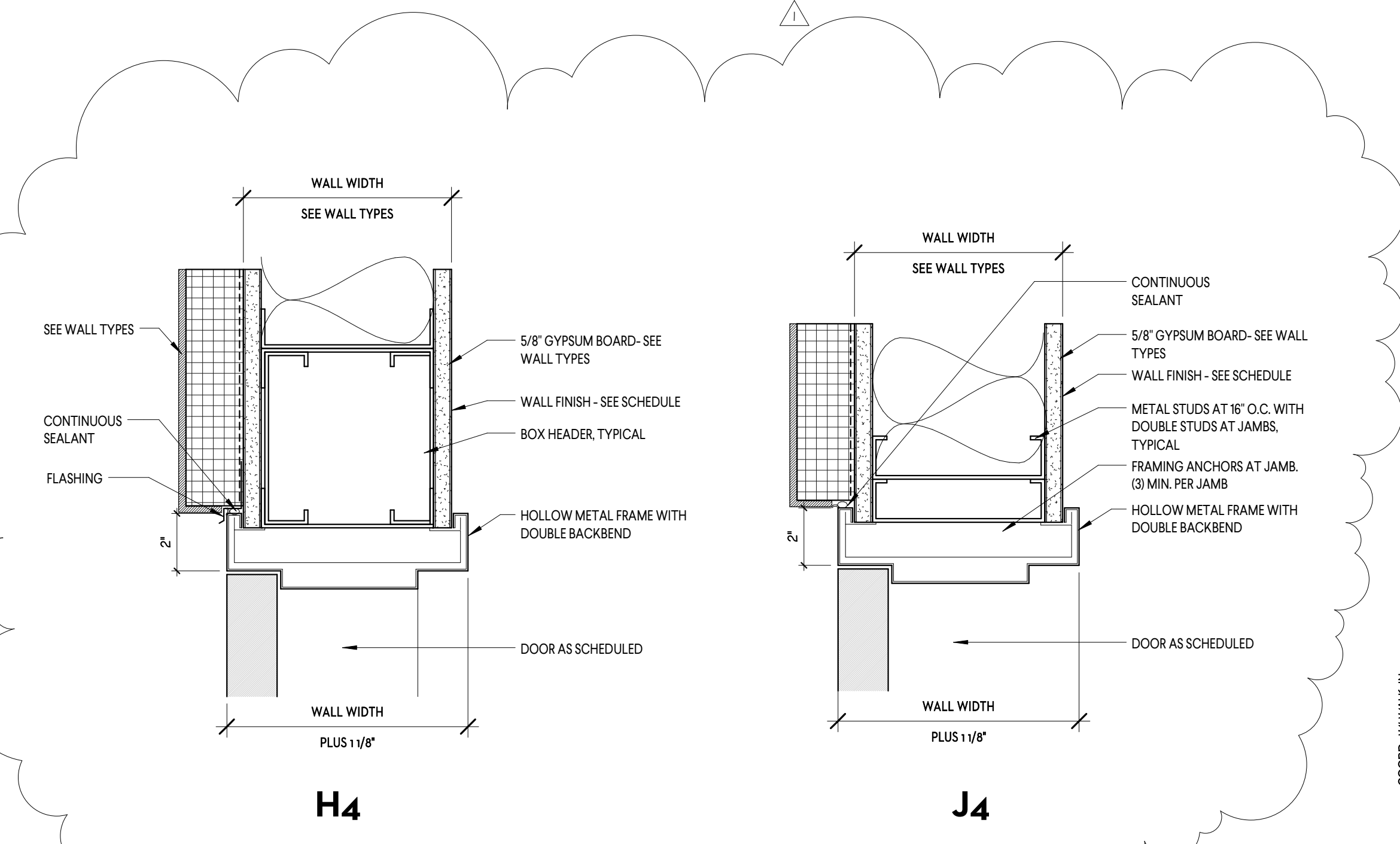
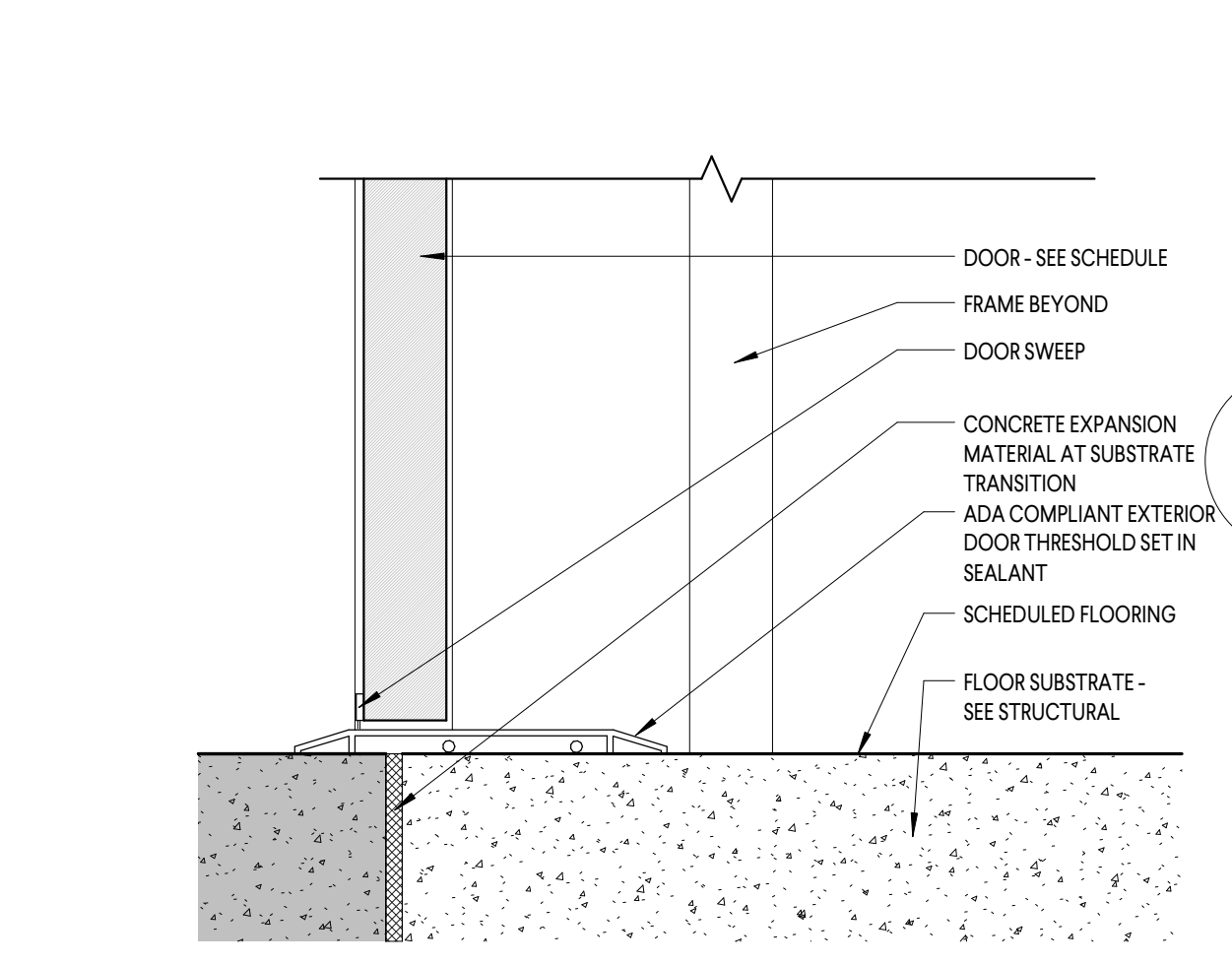
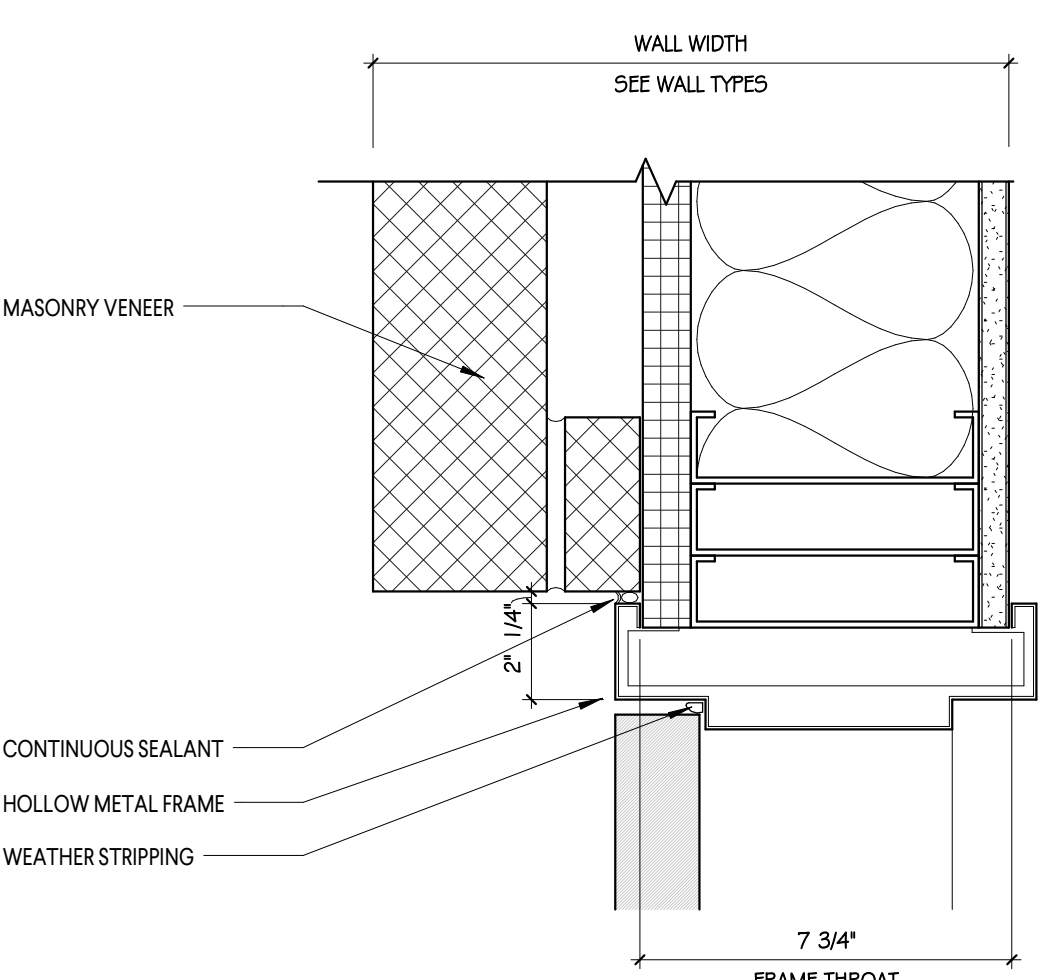
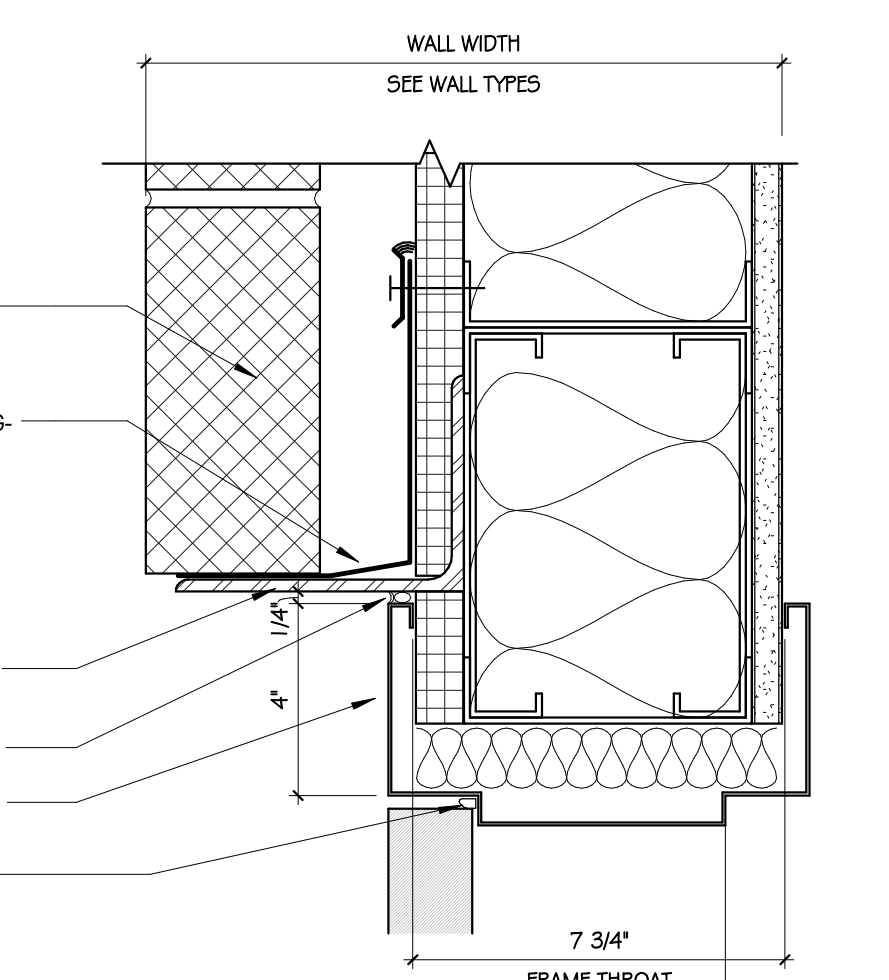
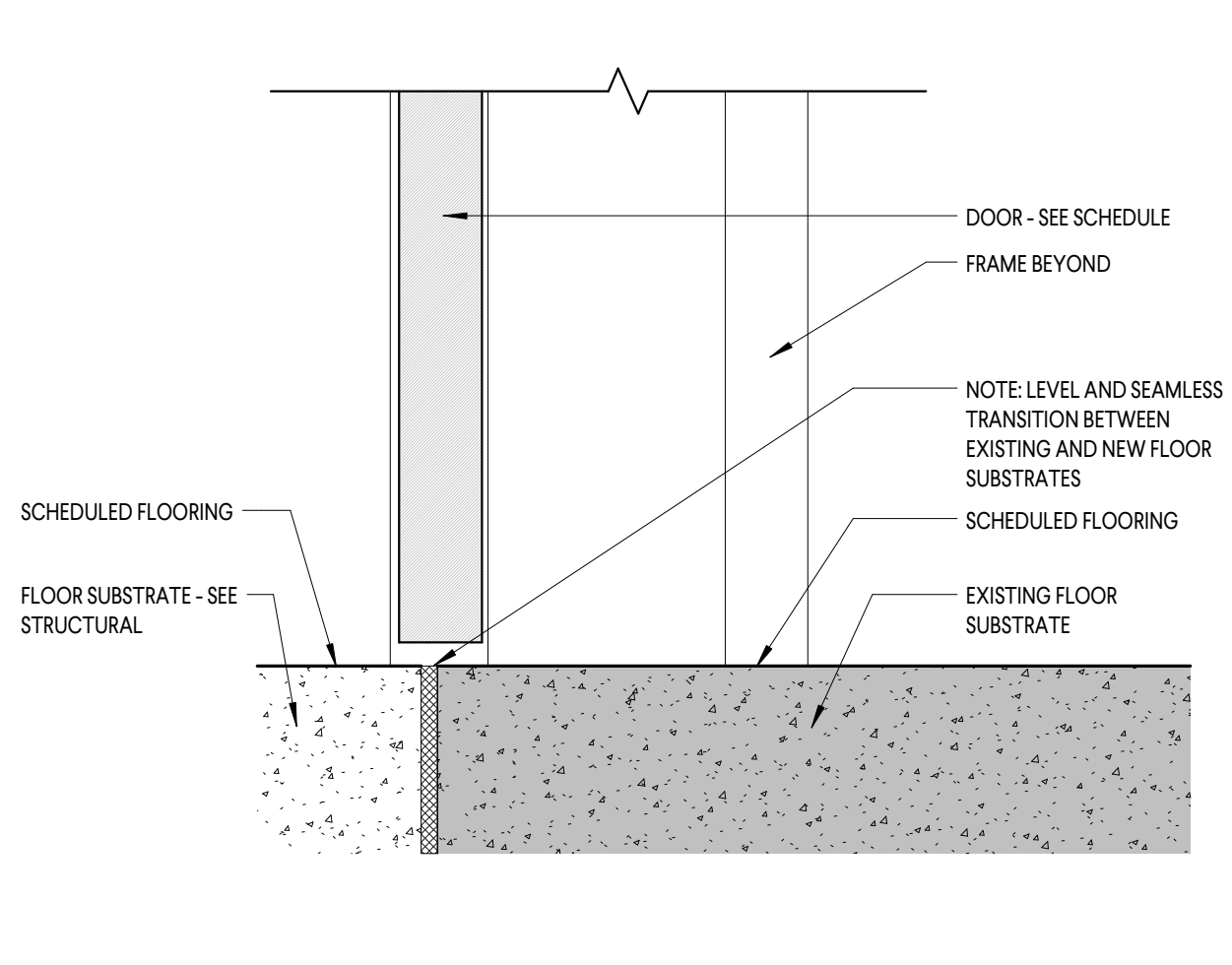
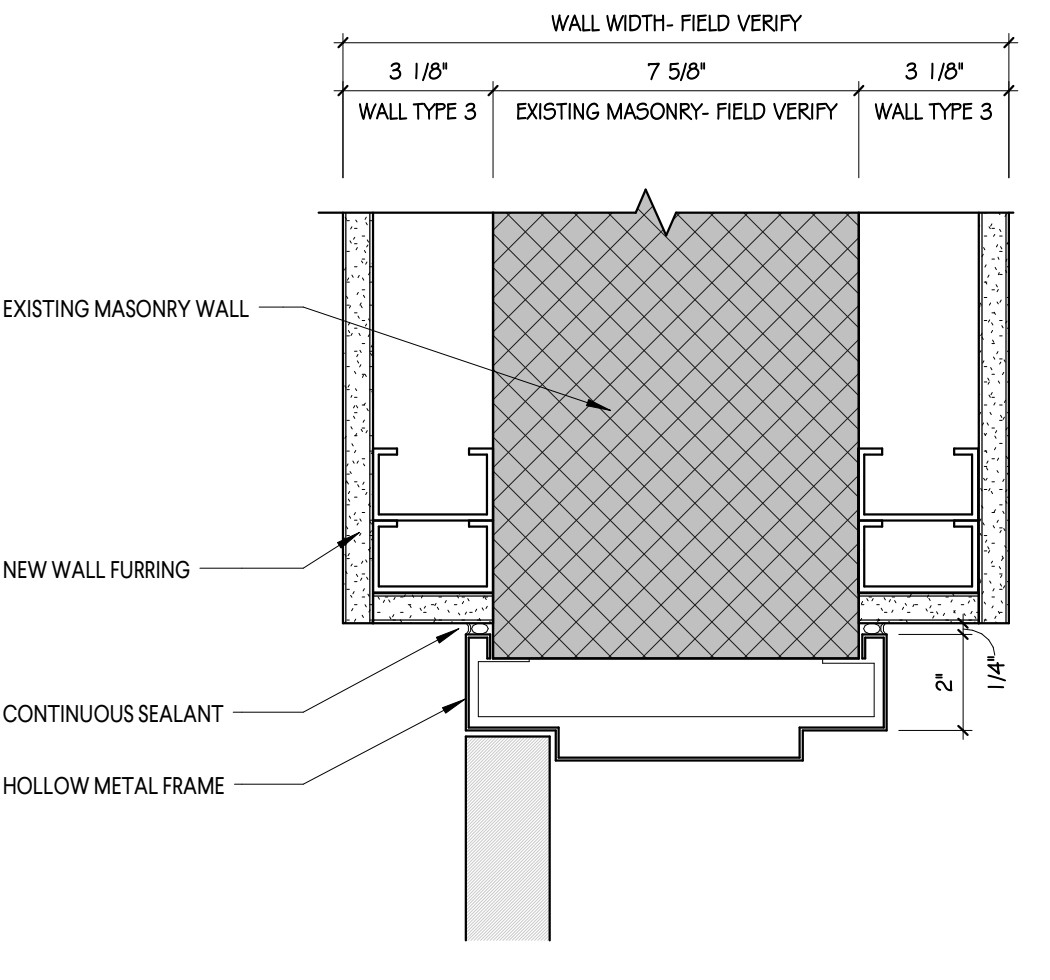
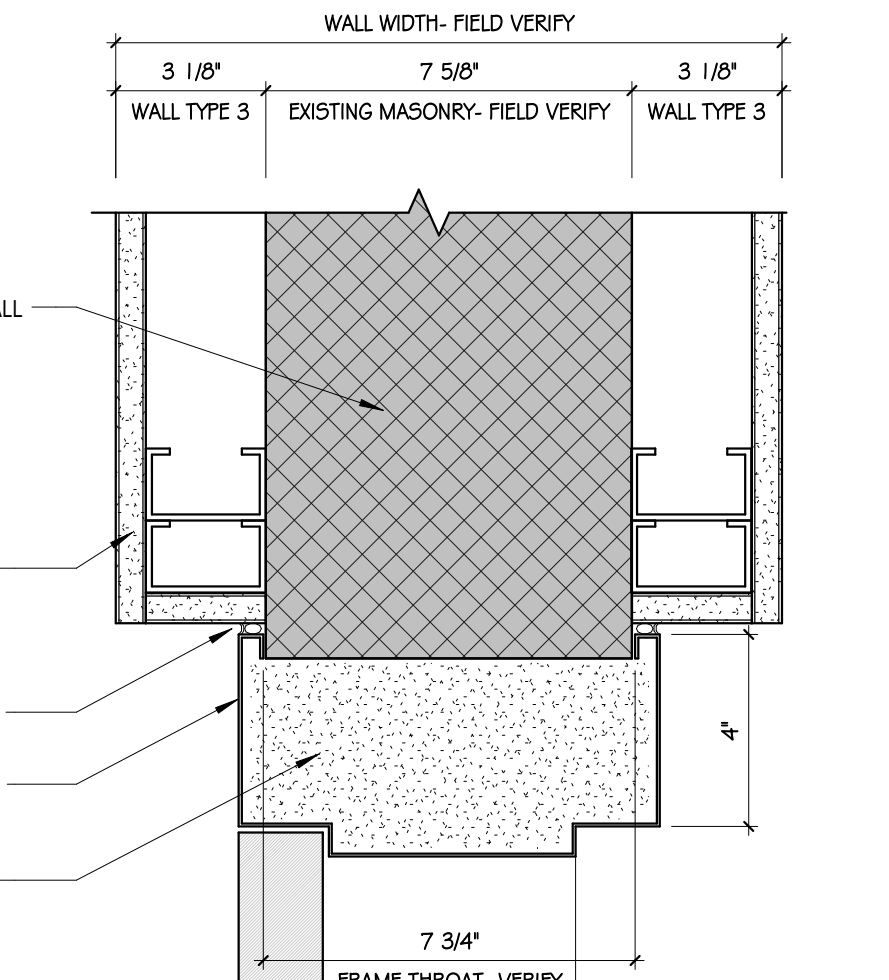
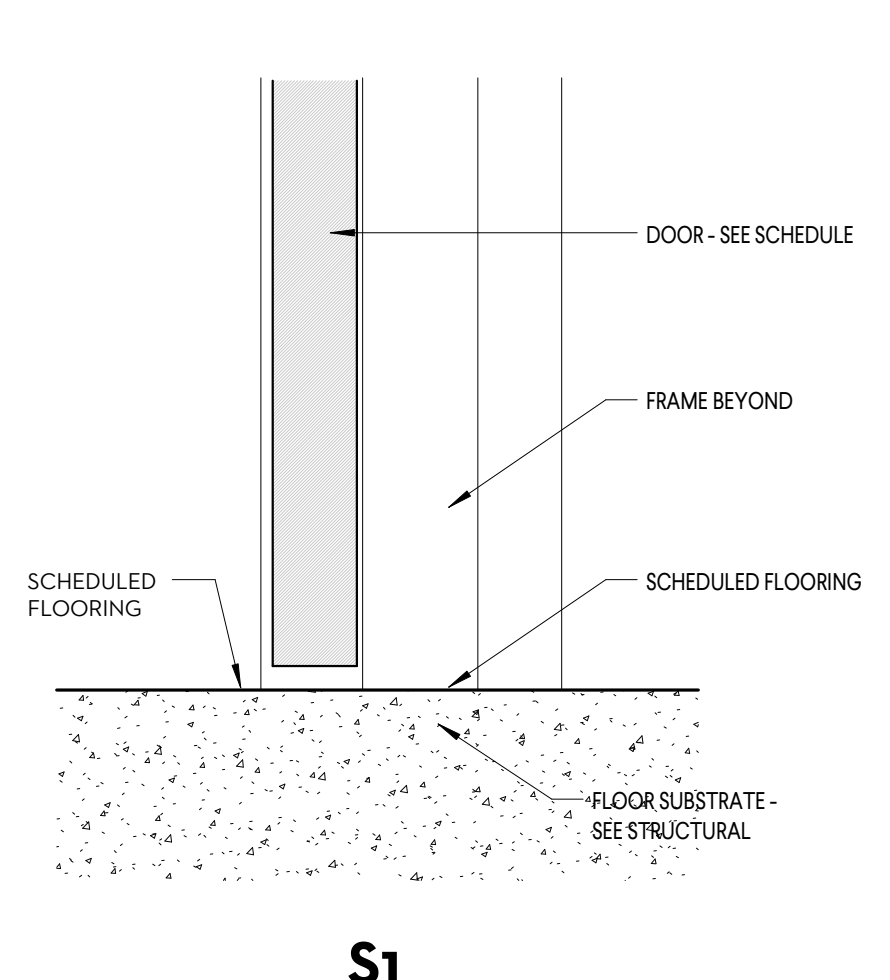
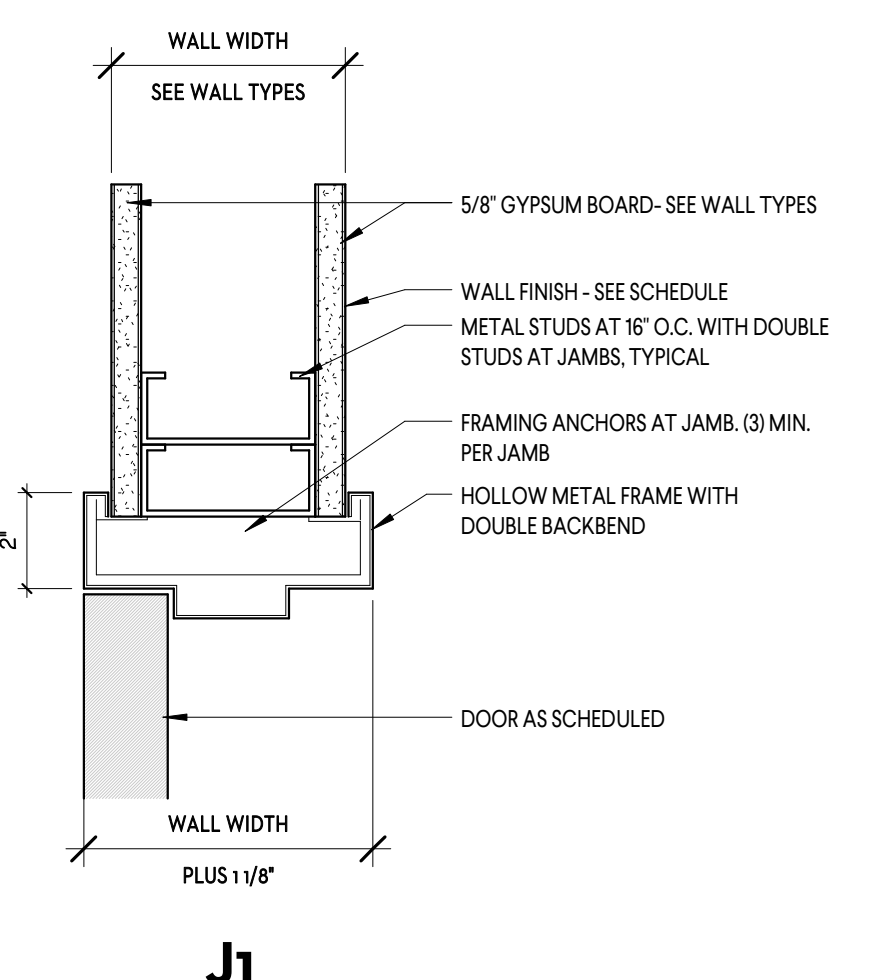
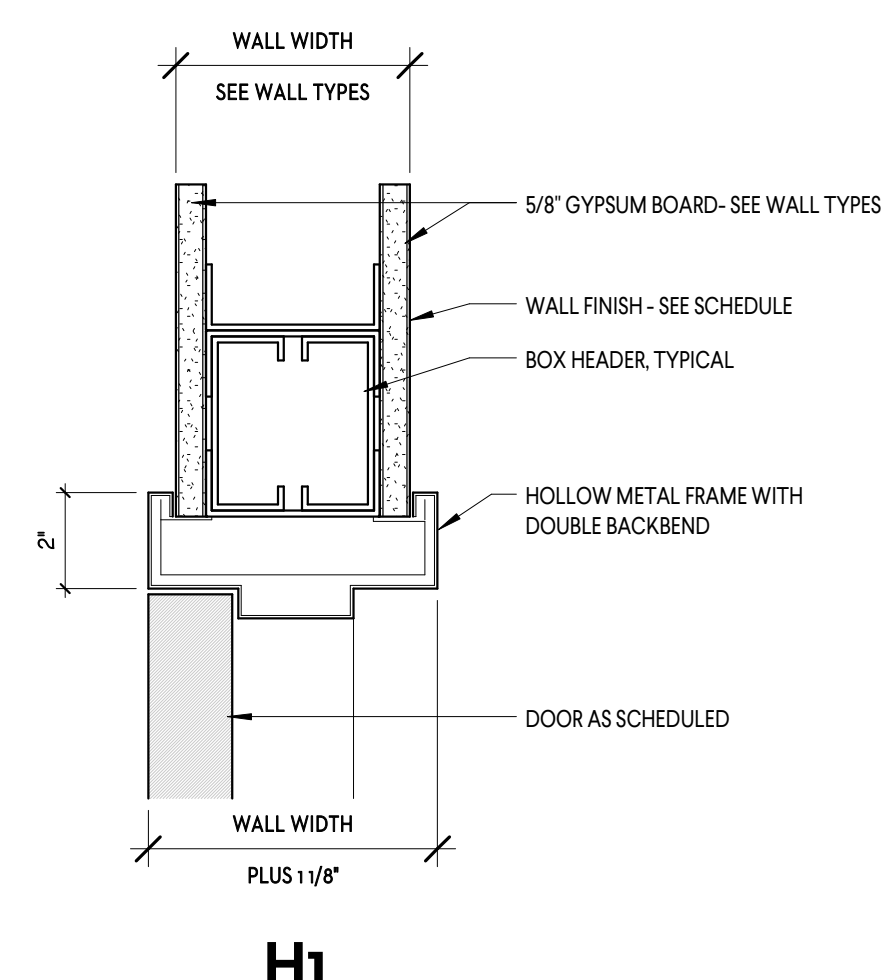
FRAME TYPE
SCALE: 1/4" = 1'-0"



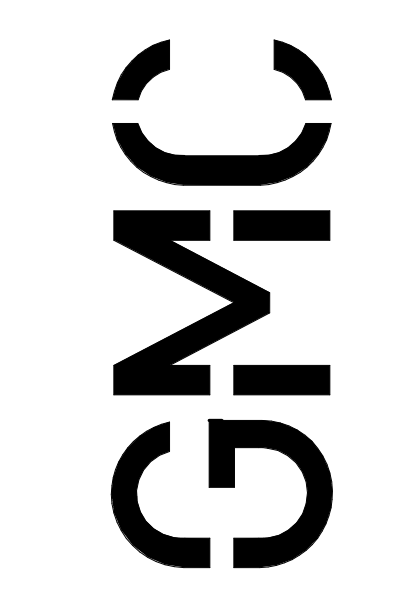
WINDOW TYPE
SCALE: 1/4" = 1'-0"



WINDOW TYPES
1/4" = 1'-0"



1 HEAD/JAMB/SILL DETAILS
1/4" = 1'-0"



1320 Main Street, Suite 300
Columbia, SC 29201
T 803.724.1282
GMCNETWORK.COM



BID DOCUMENTS	ISSUE DATE
1 ADDENDUM #1	3/21/18

WILLIAMS BRICE STADIUM - EAST
SIDE CONCESSION RENOVATION
GEORGE ROGERS BLVD.
COLUMBIA, SC 29201
GMC # ACOL180001

SCHEDULES
A6.1
Sheet of

3/21/2018 6:16:25 PM

3/21/2018 6:16:28 PM



1 OVERALL FINISH PLAN
SEP-14-18

Room Number	Room Name	Floor Finish	Base Finish	Walls				Ceiling Material	Comments
				1	2	3	4		
001	ICE STORAGE AREA	EXISTING	P-1	P-1	P-1	P-1	ACT	FRP TO 4'-0" AFF	
100	PIZZA CONCESSION	CONC	RB-1	FRP/P-1	FRP/P-1	FRP/P-1	FRP/P-1	ACT	FRP TO 4'-0" AFF
101	WALK-IN COOLER (ALTERNATE #3)	-	-	-	-	-	-	-	ALL FINISHES BY METR.
102	EXISTING PIZZA OVEN ROOM	EXISTING	RB-1	EXISTING	EXISTING	EXISTING	EXISTING	SEE COMMENTS	BASE BID: PAINT NEW GYP CEILING WHITE W/ EPOXY PAINT; ALTERNATE #2: NEW ACT CEILING, TOUCH UP WALL PAINT AS REQ'D TO MATCH EXISTING
103	TLT	CONC	RB-1	FRP/P-1	FRP/P-1	FRP/P-1	FRP/P-1	ACT	FRP TO 4'-0" AFF
104	KITCHEN	CONC	RB-1	FRP/P-1	FRP/P-1	FRP/P-1	FRP/P-1	ACT	FRP TO 4'-0" AFF
105	CONCESSION 1	CONC	RB-1	FRP/P-1	FRP/P-1	FRP/P-1	FRP/P-1	ACT	FRP TO 4'-0" AFF
106	DRY STORAGE	CONC	RB-1	FRP/P-1	FRP/P-1	FRP/P-1	FRP/P-1	ACT	FRP TO 4'-0" AFF
107	WALK-IN COOLER (ALTERNATE #3)	-	-	-	-	-	-	-	ALL FINISHES BY METR.
108	ENTRY ICE	CONC	RB-1	FRP/P-1	FRP/P-1	FRP/P-1	FRP/P-1	ACT	FRP TO 4'-0" AFF
109	EXISTING ELECTRICAL	EXISTING	-	-	-	-	-	-	PAINT OUTSIDE P-1 SEE ELEVATIONS
200	ENTRY ICE	CONC	RB-1	FRP/P-1	FRP/P-1	FRP/P-1	FRP/P-1	ACT	FRP TO 4'-0" AFF
201	WALK-IN COOLER (ALTERNATE #3)	-	-	-	-	-	-	-	ALL FINISHES BY METR.
202	DRY STORAGE	CONC	RB-1	FRP/P-1	FRP/P-1	FRP/P-1	FRP/P-1	ACT	FRP TO 4'-0" AFF
203	CONCESSION 2	CONC	RB-1	FRP/P-1	FRP/P-1	FRP/P-1	FRP/P-1	ACT	FRP TO 4'-0" AFF
204	KITCHEN	CONC	RB-1	FRP/P-1	FRP/P-1	FRP/P-1	FRP/P-1	ACT	FRP TO 4'-0" AFF
205	TLT	CONC	RB-1	FRP/P-1	FRP/P-1	FRP/P-1	FRP/P-1	ACT	FRP TO 4'-0" AFF
206	WASH AREA	CONC	RB-1	FRP/P-1	FRP/P-1	FRP/P-1	FRP/P-1	ACT	FRP TO 4'-0" AFF
207	STORAGE ICE	CONC	RB-1	FRP/P-1	FRP/P-1	FRP/P-1	FRP/P-1	ACT	FRP TO 4'-0" AFF
208	INDEPENDENT CONCESSION	CONC	RB-1	FRP/P-1	FRP/P-1	FRP/P-1	FRP/P-1	ACT	FRP TO 4'-0" AFF
300	ICE CHEST AREA	EXISTING	-	-	-	-	-	-	OPEN
301	ENTRY WASH AREA	CONC	RB-1	FRP/P-1	FRP/P-1	FRP/P-1	FRP/P-1	ACT	FRP TO 4'-0" AFF
302	CONCESSION 3	CONC	RB-1	FRP/P-1	FRP/P-1	FRP/P-1	FRP/P-1	ACT	FRP TO 4'-0" AFF

FINISH LEGEND

WALLS/ DOORS/ TRIM

P-1: EPOXY PAINT, CUSTOM LIGHT GRAY
 COE COLOR CAST QZ 32 64 128
 B1 BLACK 6 38 - 1
 Y3 DEEP GOLD 2 11 - -
 CUSTOM MANUAL MATCH

P-2: EPOXY PAINT, SW658 - TRICORN BLACK (TRIM)
 P-3: EPOXY PAINT, SW 6307 FINE WINE (ACCENT - SEE ELEVATIONS)

RB-1: RUBBER BASE - COLOR AS SELECTED BY ARCHITECT
 FRP: FRBG GLASS REINFORCED PANEL - COLOR AS SELECTED BY ARCHITECT

FLOORING

CONC: HARD TROWEL FINISHED CONCRETE

CEILING

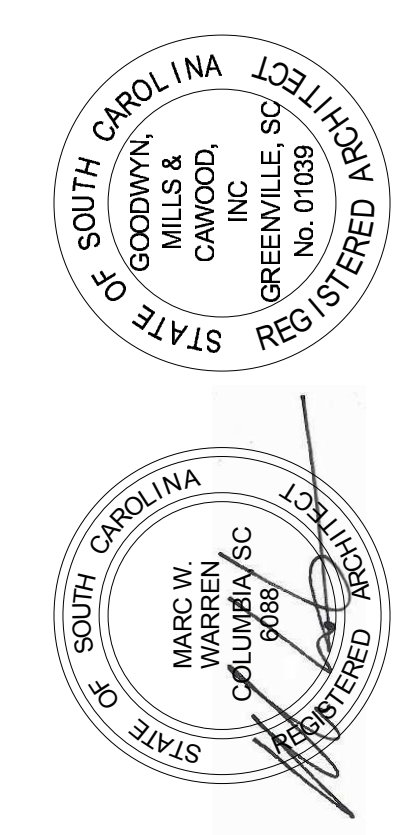
ACT: VINYL COATED GYPSUM ACOUSTICAL CEILING TILE

FINISH NOTES

- ALL EXPOSED X-BRACING SHALL BE PAINTED P-1 AT INTERIOR LOCATIONS.
- NEW ROOFTOP MECHANICAL UNIT SUPPORT STRUCTURE SHALL BE PAINTED P-1.



1320 Main Street, Suite 300
 Columbia, SC 29201
 T 803.724.1282
 GMCNETWORK.COM



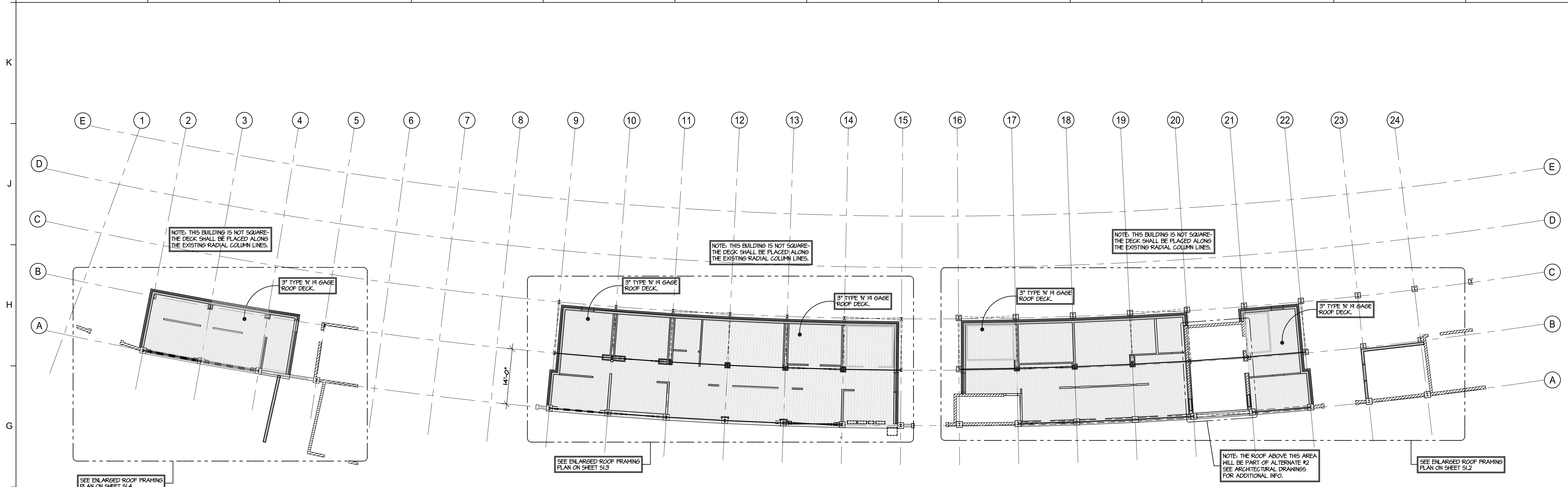
BID DOCUMENTS	ISSUE DATE
1 - ADDENDUM #1	3/21/18

FINISH SCHEDULE

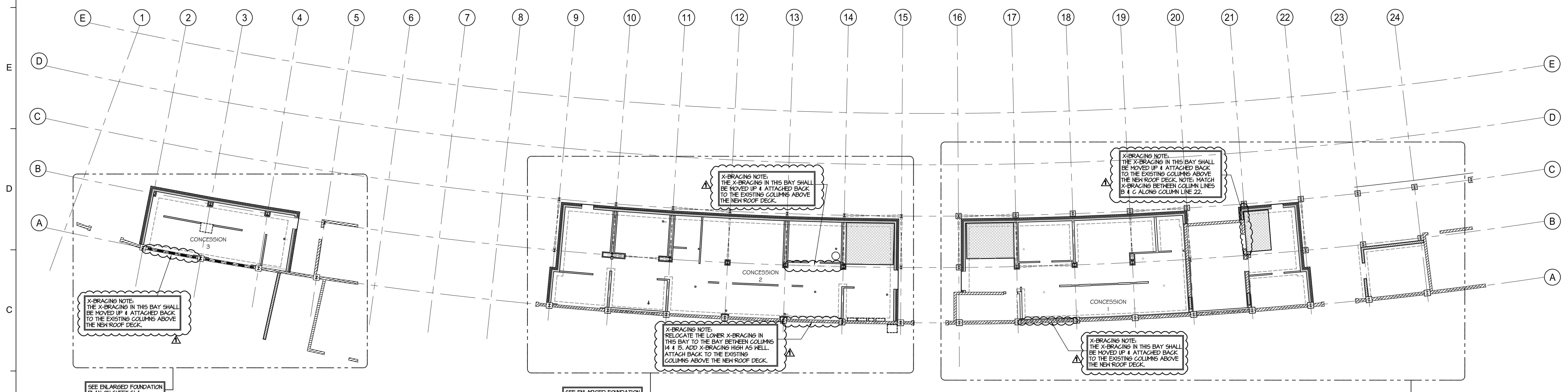
WILLIAMS BRICE STADIUM - EAST
 SIDE CONCESSION RENOVATION
 GEORGE ROGERS BLVD.
 COLUMBIA, SC 29201
GMC # ACOL180001

A6.2
 sheet of

K
J
I
H
G
F
E
D
C
B
A
 1
2
3
4
5
6
7
8
9
10
11
12





OVERALL ROOF FRAMING PLAN
SCALE: 3/32" = 1'-0"

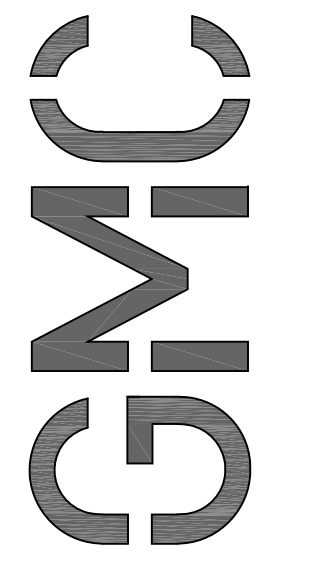


OVERALL FOUNDATION PLAN
SCALE: 3/32" = 1'-0"

SYMBOL LEGEND	
	DENOTES COLUMN CENTER-LINE DESIGNATION - SEE PLAN SHEETS.
	DENOTES AREA OF DEPRESSED SLAB - SEE PLAN SHEET.
	DENOTES 4" CMU VENEER & METAL STUD WALL.
	DENOTES EXISTING CONCRETE & OR MASONRY WALL.
	DENOTES METAL STUD WALL.
	DENOTES CMU WALL.
	DENOTES CONTINUOUS THICKENED SLAB.
	DENOTES CONTINUOUS SPREAD FOOTINGS.
	DENOTES AREA OF DEPRESSED SLAB - SEE PLAN SHEET.
	DENOTES SAW JOINT - SEE PLAN FOR LOCATION & SEE TYPICAL SAW JOINT DETAIL ON SHEET S2.0.
	DENOTES NOTE NUMBER - SEE NOTE LEGEND ON PLAN SHEETS.
	DENOTES LINTEL DESIGNATION - SEE LINTEL SCHEDULE ON SHEET S2.2.
	DENOTES NEW ROOF DECK.

X-BRACING NOTE:
THERE IS EXISTING X-BRACING THAT WILL NEED TO BE REMOVED AND/OR RELOCATED BASED ON FIELD CONDITIONS. NOTIFY E.O.R. PRIOR TO REMOVAL. CONTRACTOR SHALL MAKE AN APPROPRIATE ALLOWANCE FOR X-BRACING REMOVAL AND/OR REPLACEMENT.





1320 MAIN STREET, SUITE 300
COLUMBIA, SC 29201
T 803.724.1282
GMCNETWORK.COM

ISSUE	DATE
FINAL CD	3/22/18
A Addendum #1	3-21-18

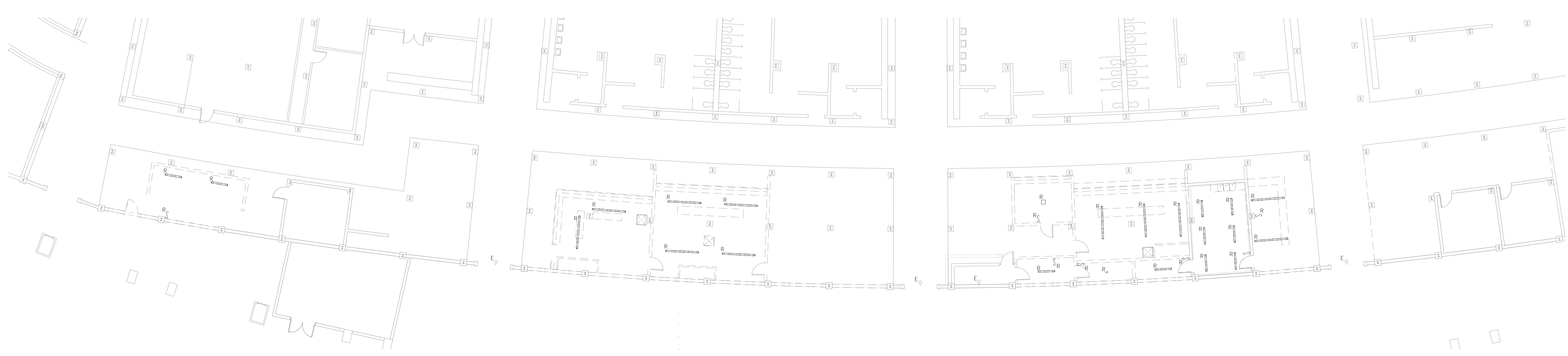
DRAWN BY: TAP
CHECKED BY: KWT

**WILLIAMS BRICE STADIUM-
EAST SIDE CONCESSION
RENOVATION**

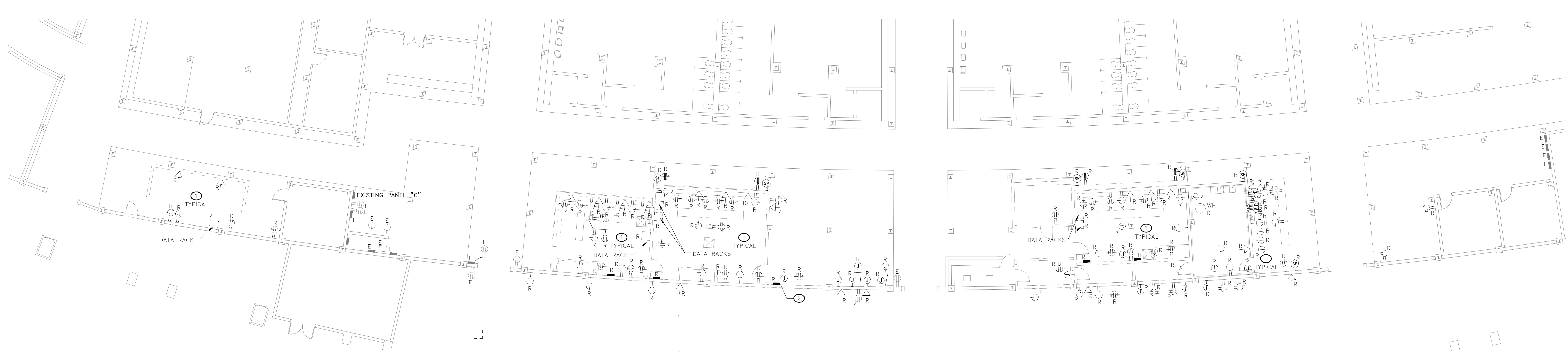
GEORGE RODGERS BLVD.
COLUMBIA, SC 29201
GMC # ACOL180001

OVERALL FOUNDATION &
ROOF FRAMING PLANS

S1.0



1 OVERALL LIGHTING DEMOLITION PLAN
ED1.0 SCALE: 3/32" = 1'-0"




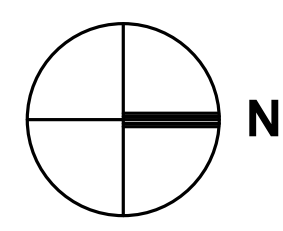
2 OVERALL POWER/SYSTEMS DEMOLITION PLAN
ED1.0 SCALE: 3/32" = 1'-0"

KEY NOTES

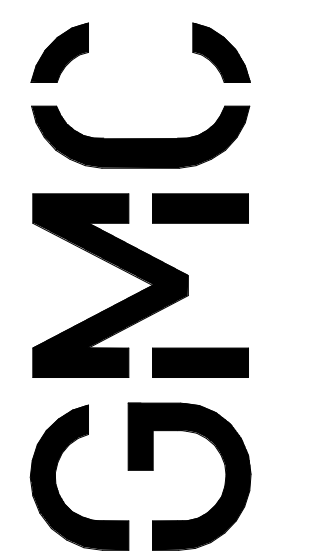
- ELECTRICAL CONTRACTOR SHALL REMOVE ALL RECEPTACLES MOUNTED ON TABLES, THE ASSOCIATED CONDUIT, AND CONDUCTORS IN THEIR ENTIRETY.
- EXISTING LOADS TO REMAIN IN THIS PANEL SHALL BE RELOCATED TO PANEL "LC". EXTEND CIRCUITS AS NECESSARY TO REACH PANEL LOCATION.

GENERAL NOTES

- ELECTRICAL CONTRACTOR SHALL WALK SITE PRIOR TO DEMOLITION WITH DENNIS GALLAGHER OF USC (803-777-4217) TO CONFIRM DEMOLITION SCOPE.
- EXISTING CONDUIT SIZED 2" AND LARGER SHALL NOT BE MOVED.
- HORIZONTAL RUNS OF CONDUIT THAT HAVE ALL CONDUCTORS REMOVED FROM THEM DURING DEMOLITION SHALL REMAIN. CAP CONDUIT TO REMAIN.
- CONTRACTOR SHALL REMOVE WALL MOUNTED DATA RACK BOXES AND STORE SAFELY. RACKS TO BE RE-INSTALLED IN RENOVATION PHASE.
- BASE BID: EXISTING EXHAUST FAN IN PIZZA OVEN ROOM SHALL BE DISCONNECTED FOR TEMPORARY REMOVAL AND RE-INSTALLATION IN RENOVATION PHASE. EXISTING ROOFTOP PACKAGE UNIT FOR PIZZA OVEN ROOM SHALL BE DISCONNECTED FOR TEMPORARY REMOVAL AND RE-INSTALLATION IN RENOVATION PHASE.
- ALTERNATE #2: EXISTING EXHAUST FAN IN PIZZA OVEN ROOM SHALL BE DISCONNECTED AND THE CIRCUIT REMOVED IN ITS ENTIRETY BACK TO PANELBOARD. EXISTING ROOFTOP PACKAGE UNIT FOR PIZZA OVEN ROOM SHALL BE DISCONNECTED AND THE CIRCUIT REMOVED IN ITS ENTIRETY BACK TO PANELBOARD.



BEA BELKA ENGINEERING ASSOCIATES, INC.
CONTACT: CLIFF STRINGFIELD
7 CLUSTERS COURT, SUITE 201 | COLUMBIA, SC | 29210
(803) 731-0650 p | (803) 731-2880 f
CSTRINGFIELD@BEA-Consulting.com




1320 Main Street, Suite 300
Columbia, SC 29201
T 803.724.1282
GMCNETWORK.COM

ISSUE	DATE
1	3/21/18
Addendum #1	
Bid Documents 3/2/18	

DRAWN BY: JJS
CHECKED BY: GCS

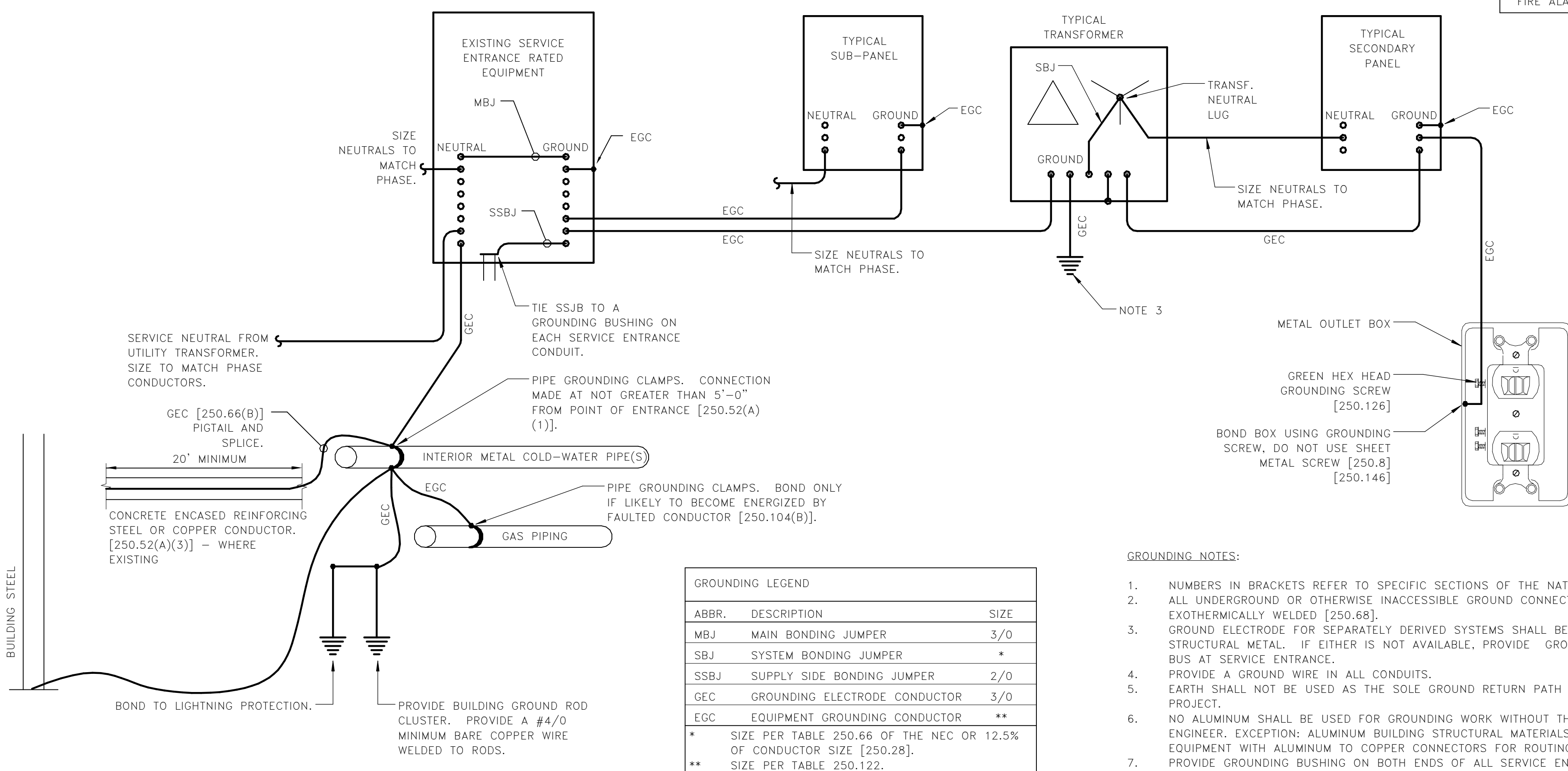
**WILLIAMS BRICE STADIUM - EAST
SIDE CONCESSION RENOVATION**
GEORGE ROGERS BLVD.
COLUMBIA, SC 29201
GMC # ACOL180001



**OVERALL ELECTRICAL
DEMOLITION PLAN**
ED1.0
sheet of

DIAGRAM PROVIDES OVERALL VIEW OF BUILDING GROUNDING SYSTEM. EQUIPMENT SHALL BE GROUNDED BASED ON ITS PORTION OF THIS DIAGRAM.

CONDUIT COLOR SCHEDULE	
NORMAL POWER	SILVER
CRITICAL POWER	ORANGE
(HVAC) EQUIPMENT POWER	GREEN
LIFE SAFETY POWER	YELLOW
HVAC CONTROLS	SILVER
COMMUNICATION SYSTEM	BLACK
FIRE ALARM SYSTEM	RED



GROUNDING LEGEND		
ABBR.	DESCRIPTION	SIZE
MBJ	MAIN BONDING JUMPER	3/0
SBJ	SYSTEM BONDING JUMPER	*
SSBJ	SUPPLY SIDE BONDING JUMPER	2/0
GEC	GROUNDING ELECTRODE CONDUCTOR	3/0
EGC	EQUIPMENT GROUNDING CONDUCTOR	**

* SIZE PER TABLE 250.66 OF THE NEC OR 12.5% OF CONDUCTOR SIZE [250.28].
** SIZE PER TABLE 250.122.

GROUNDING NOTES:

- NUMBERS IN BRACKETS REFER TO SPECIFIC SECTIONS OF THE NATIONAL ELECTRICAL CODE.
- ALL UNDERGROUND OR OTHERWISE INACCESSIBLE GROUND CONNECTIONS AND SPLICES SHALL BE EXOTHERMICALLY WELDED [250.68].
- GROUND ELECTRODE FOR SEPARATELY DERIVED SYSTEMS SHALL BE THE NEAREST METAL WATER PIPE OR STRUCTURAL METAL. IF EITHER IS NOT AVAILABLE, PROVIDE GROUNDING CONDUCTOR BACK TO MAIN GROUND BUS AT SERVICE ENTRANCE.
- PROVIDE A GROUND WIRE IN ALL CONDUITS.
- EARTH SHALL NOT BE USED AS THE SOLE GROUND RETURN PATH FOR ANY EQUIPMENT POWERED UNDER THIS PROJECT.
- NO ALUMINUM SHALL BE USED FOR GROUNDING WORK WITHOUT THE SPECIFIC WRITTEN PERMISSION OF THE ENGINEER. EXCEPTION: ALUMINUM BUILDING STRUCTURAL MATERIALS SHALL BE BONDED WITH LISTED ALUMINUM EQUIPMENT WITH ALUMINUM TO COPPER CONNECTORS FOR ROUTING COPPER EGC'S.
- PROVIDE GROUNDING BUSHING ON BOTH ENDS OF ALL SERVICE ENTRANCE RACEWAYS. SIZE AS A GEC [250.80]. THIS INCLUDES RIGID STEEL ELBOWS ON PVC CONDUIT.
- ALL METAL ENCLOSURES AND RACEWAYS SHALL BE BONDED TO GROUND [250.86]. FOR CIRCUITS OVER 250V PROVIDE BOND PER [250.97]. STANDARD LOCKNUTS ARE NOT ACCEPTABLE.
- PROVIDE EGC CONNECTED TO ANY JUNCTION BOX WHERE SPLICE IS MADE [250.148] OR WHERE A DEVICE IS INSTALLED.
- PROVIDE BOND TO EXPOSED METAL ON ALL MOTORS, PUMPS, AND LIGHTING FIXTURES PER [250.112].

2 GROUNDING DETAIL
E0.3 NOT TO SCALE

GENERAL PANEL SCHEDULE NOTES

- FIELD VERIFY EXISTING LOAD SERVED BY EACH BRANCH AND CLEARLY LABEL IN PANELBOARD SCHEDULES.
- CIRCUITS INDICATED TO FEED NEW LIGHTING AND ELECTRICAL DEVICES ARE DIAGRAMMATIC IN NATURE. CONTRACTOR SHALL BE RESPONSIBLE FOR MOVING EXISTING BREAKERS WHERE ADDITIONAL SPACE IS NEEDED BUT AVAILABLE.
- EXISTING BREAKERS SHOWN IN PANEL SCHEDULES ARE FOR REFERENCE ONLY.

EXISTING PANELBOARD: C		DISTRIBUTION: 120/208 Wye		A.I.C. RATING: EXISTING											
SUPPLIED FROM:		PHASES: 3		MAINS RATING: 225 A											
MOUNTING: SURFACE		WIRES: 4		MCB RATING: MAIN LUGS ONLY											
		ENCLOSURE: Type 1													
WIRE SIZE	CKT	DESCRIPTION	BKR	P	A	B	C	P	BKR	DESCRIPTION	CKT	WIRE SIZE			
---	1	EXISTING LOAD	60	2	0.0	0.0			2	50	EXISTING LOAD	2	---		
---	3	EXISTING LOAD	20	1			0.0	0.0	1	20	EXISTING LOAD	4	---		
---	5	EXISTING LOAD	20	1	0.0	1.3			1	20	DOUBLE DOOR COKE COOLER - CONCESSION 3	8	1-#12, 1-#12, 1-#12		
1-#12, 1-#12, 1-#12	9	LIGHTING - CONCESSION 3	20	1			0.4	1.7	2	20	POPCORN MACHINE - CONCESSION 3	10	2-#12, 1-#12, 1-#12		
1-#12, 1-#12, 1-#12	11	RECEPTACLES - CONCESSION 3 & ROOF	20	1				1.4	1.7	1	20	POS - CONCESSION 3	12	1-#12, 1-#12, 1-#12	
1-#12, 1-#12, 1-#12	13	POS RACK - CONCESSION 3	20	1	1.6	0.4			1	20	POS - CONCESSION 3	14	1-#12, 1-#12, 1-#12		
1-#12, 1-#12, 1-#12	15	AMPLIFIER RACK - CONCESSION 3	20	1			1.6	0.4	1	20	POS - CONCESSION 3	16	1-#12, 1-#12, 1-#12		
1-#12, 1-#12, 1-#12	17	ICE BOX - ICE CHEST AREA	20	1				1.6	0.4	1	20	POS - CONCESSION 3	18	1-#12, 1-#12, 1-#12	
1-#12, 1-#12, 1-#12	19	ICE BOX - ICE CHEST AREA	20	1	1.6	0.4			1	20	POS - CONCESSION 3	20	1-#12, 1-#12, 1-#12		
1-#12, 1-#12, 1-#12	21	ICE BOX - ICE CHEST AREA	20	1			1.6	1.2	1	20	COIL DOOR - CONCESSION 3	22	1-#12, 1-#12, 1-#12		
1-#12, 1-#12, 1-#12	23	HOT BOX - CONCESSION 3	20	1				2.0	1.2	1	20	COIL DOOR - CONCESSION 3	24	1-#12, 1-#12, 1-#12	
2-#6, 1-#6, 1-#10	25	STEAMER - CONCESSION 3	60	2	4.5	0.9			1	20	FLY FAN - CONCESSION 3	26	1-#12, 1-#12, 1-#12		
1-#12, 1-#12, 1-#12	27	HOT DOG ROLLER GRILL - CONCESSION 3	20	1			4.5	0.9	1	20	FLY FAN - CONCESSION 3	28	1-#12, 1-#12, 1-#12		
1-#12, 1-#12, 1-#12	29	DOUBLE DOOR COKE COOLER - CONCESSION 3	20	1				1.7	0.5	1	20	TVs - CONCESSION 3	30	1-#12, 1-#12, 1-#12	
1-#12, 1-#12, 1-#12	31	PRETZEL WARMING CABINET - CONCESSION 3	20	1	1.3	0.1			2	20	DAHU-11, -12	32	2-#12, 1-#12, 1-#12		
1-#12, 1-#12, 1-#12	33	NACHO CHEESE DISPENSER - CONCESSION 3	20	1			1.4	0.1	1	20	SHP-11	36	2-#12, 1-#12, 1-#12		
1-#12, 1-#12, 1-#12	35	PASS-THRU WARMER - CONCESSION 3	20	1	0.2	1.7			2	20	SHP-12	38	2-#12, 1-#12, 1-#12		
1-#12, 1-#12, 1-#12	37	PRETZEL WARMING CABINET - CONCESSION 3	20	1			1.6	1.7	2	20		40	2-#12, 1-#12, 1-#12		
1-#12, 1-#12, 1-#12	39		20	1				1.4	1.7	2	20		42	2-#12, 1-#12, 1-#12	
1-#12, 1-#12, 1-#12	41		20	1											
TOTAL PER PHASE KVA:			13.9			17.2			15.6			ADD. CONNECTED KVA:		46.6	
TOTAL PER PHASE AMPACITY:			116			145			132			ADD. CONNECTED AMPS:		129	


NOTES:
* GFCI TYPE BREAKER

IF THE DESCRIPTION DOES NOT SAY EXISTING, THEN THE CONTRACTOR SHALL PROVIDE THE BREAKER.




ISSUE DATE	DESCRIPTION
3/21/18	Bid Documents
3/21/18	Addendum #1

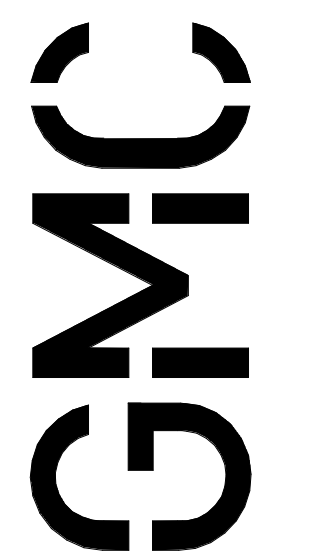
WILLIAMS BRICE STADIUM - EAST
SIDE CONCESSION RENOVATION
GEORGE ROGERS BLVD.
COLUMBIA, SC 29201
GMC # ACOL180001



ELECTRICAL ONE-LINE
DIAGRAM & EXIST.
PANELBOARD
SCHEDULE
E0.3
sheet of



BEA BELKA ENGINEERING ASSOCIATES, INC.
CONTACT: CLIFF STRINGFIELD
7 CLUSTERS COURT, SUITE 201 | COLUMBIA, SC | 29210
(803) 731-0550 p | (803) 731-2880 f
CSTRINGFIELD@BEA-Consulting.com



1320 Main Street, Suite 300
Columbia, SC 29201
T 803.724.1282
GMCNETWORK.COM

OWNER PROVIDED.

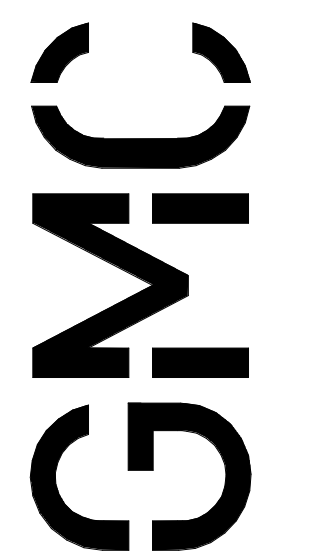
Panelboard LA specification table with columns for wire size, description, and electrical ratings. Includes notes on GFCI breakers and feeder coordination.

OWNER PROVIDED.

Panelboard LB specification table with columns for wire size, description, and electrical ratings. Includes notes on GFCI breakers and feeder coordination.

OWNER PROVIDED.

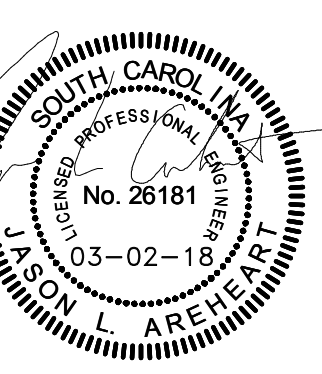
Panelboard LC specification table with columns for wire size, description, and electrical ratings. Includes notes on GFCI breakers and feeder coordination.



1320 Main Street, Suite 300
Columbia, SC 29201
T 803.724.1282
GMCNETWORK.COM

ISSUE DATE table with columns for issue number, date, and description.

WILLIAMS BRICE STADIUM - EAST
SIDE CONCESSION RENOVATION
GEORGE ROGERS BLVD.
COLUMBIA, SC 29201
GMC # ACOL180001

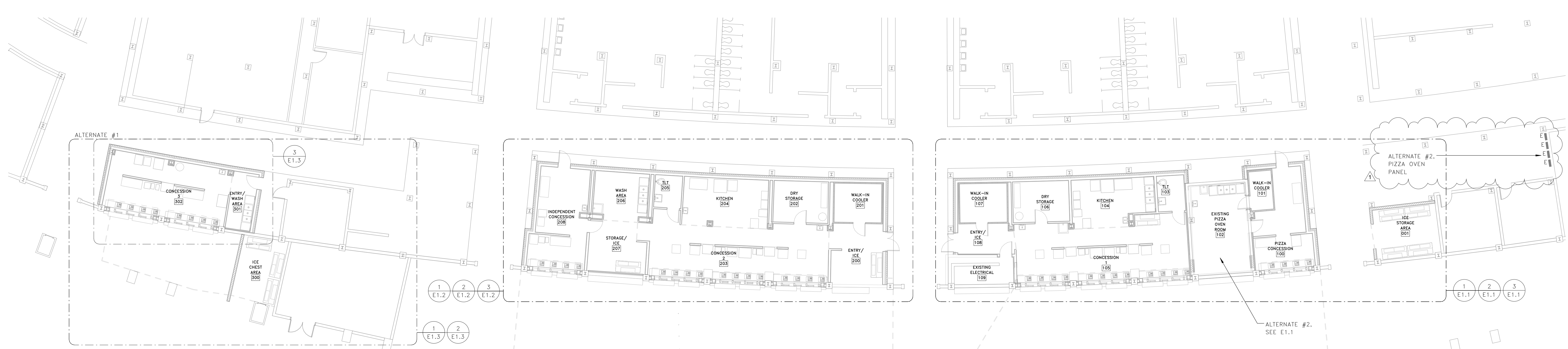


ELECTRICAL PANEL
SCHEDULES -
CONCESSIONS 1&2
E0.4
sheet of

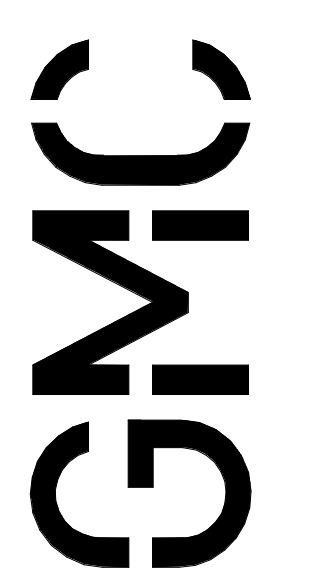


CONTACT: CLIFF STRINGFIELD
7 CLUSTERS COURT, SUITE 201 | COLUMBIA, SC | 29210
(803) 731-0550 p | (803) 731-2880 f
CSTRINGFIELD@BEA-Consulting.com

3/20/2016 2:58:53 PM



1 OVERALL ELECTRICAL RENOVATION PLAN
 E1.0 / SCALE: 3/32" = 1'-0"

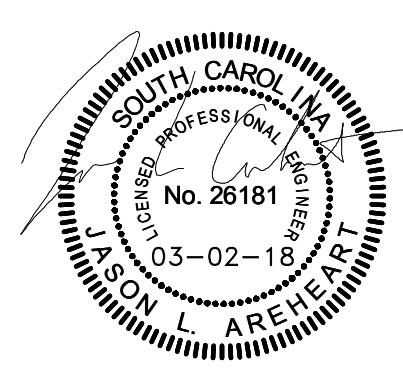


1320 Main Street, Suite 300
 Columbia, SC 29201
 T 803.724.1282
 GMCNETWORK.COM

ISSUE	DATE
Bld Documents	3.2.18
1 Addendum #1	3.21.18

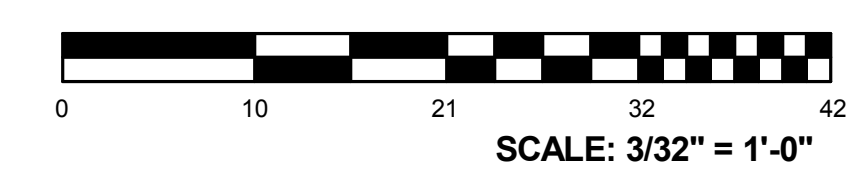
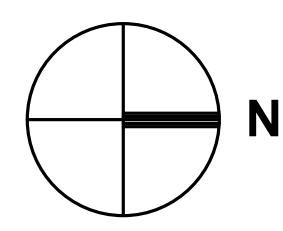
DRAWN BY: JJS
 CHECKED BY: CAS

WILLIAMS BRICE STADIUM - EAST
SIDE CONCESSION RENOVATION
 GEORGE ROGERS BLVD.
 COLUMBIA, SC 29201
GMC # ACOL180001




OVERALL ELECTRICAL RENOVATION PLAN

E1.0
 sheet of

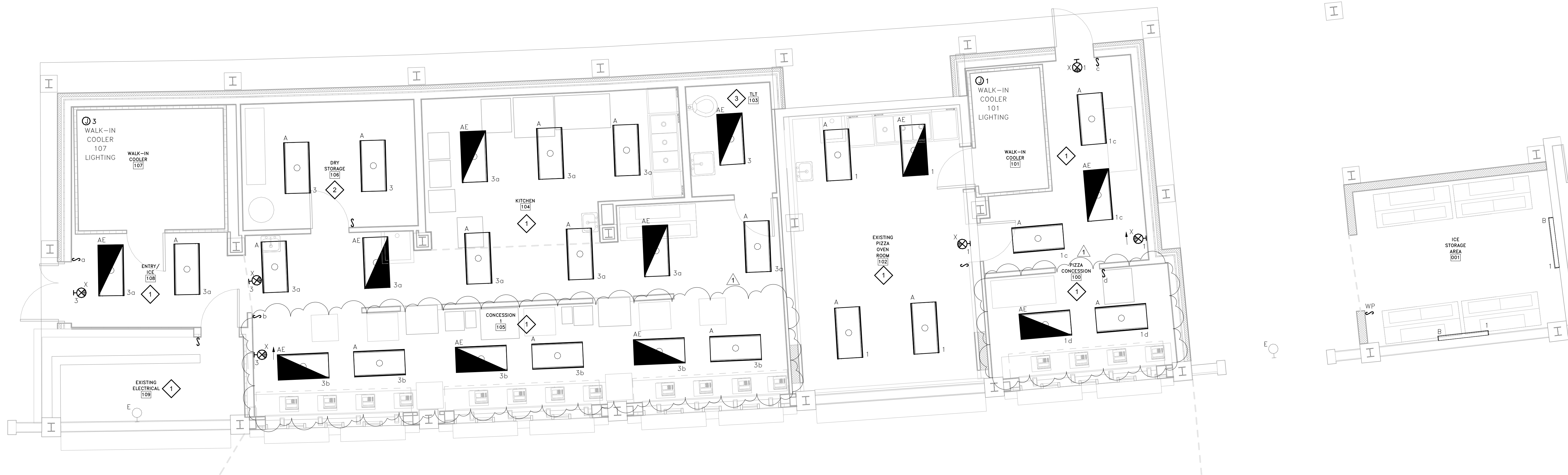


SCALE: 3/32" = 1'-0"

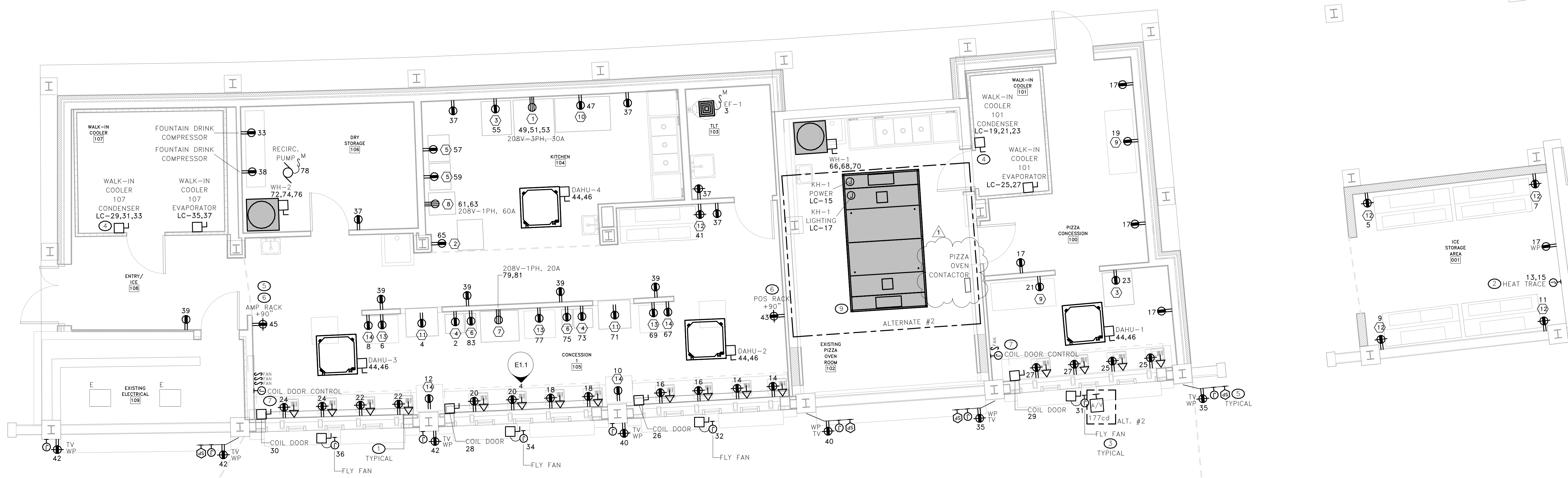


BEA BELKA ENGINEERING ASSOCIATES, INC.
 CONTACT: CLIFF STRINGFIELD
 7 CLUSTERS COURT, SUITE 201 | COLUMBIA, SC | 29210
 (803) 731-0550 p | (803) 731-2880 f
 CSTRINGFIELD@BEA-Consulting.com

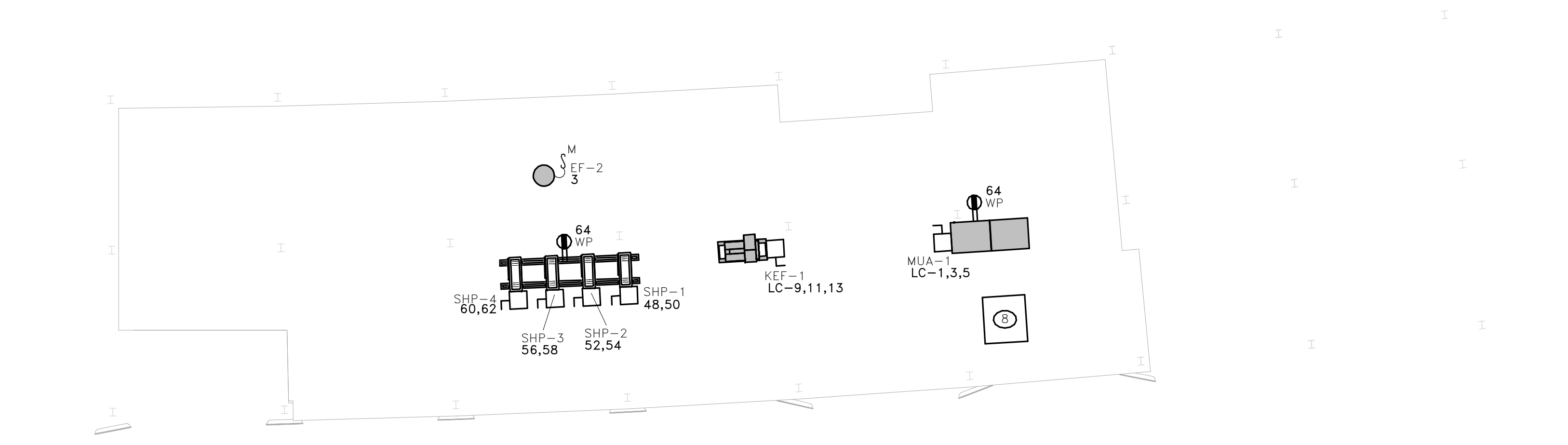
3/20/2018 2:58:54 PM



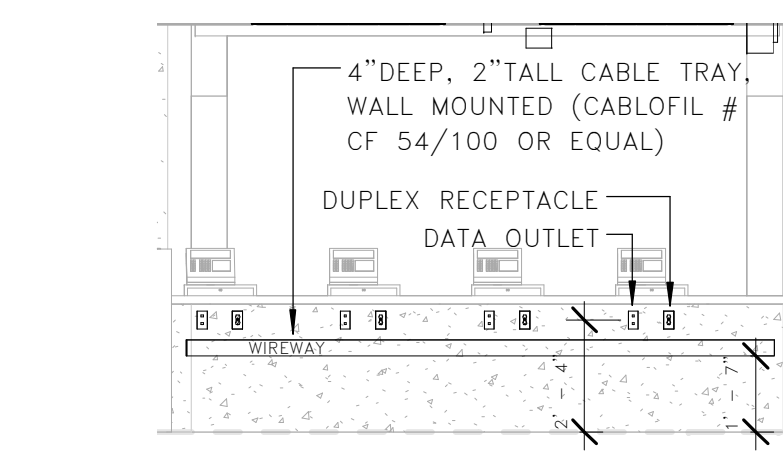
1 CONCESSION 1 LIGHTING RENOVATION PLAN
E1.1 SCALE: 1/4" = 1'-0"



2 CONCESSION 1 POWER/SYSTEMS RENOVATION PLAN
E1.1 SCALE: 1/4" = 1'-0"



3 CONCESSION 1 MECHANICAL POWER ROOF RENOVATION PLAN
E1.1 SCALE: 1/8" = 1'-0"



4 POS ELEVATION
E1.1 SCALE: 1/4" = 1'-0"

LIGHT FIXTURE PLAN KEY
SHADING INDICATES EMERGENCY FIXTURE SUPPLIED WITH EMERGENCY BATTERY PACK

CE = UPPERCASE LETTER / LETTERS INDICATE FIXTURE TYPE
d = LOWERCASE LETTER INDICATES SWITCH IDENTIFICATION
NL or EM = INDICATES NON SWITCHED "NIGHT LIGHT" / "EMERGENCY"
A-2 = DESIGNATES PANEL NAME - CIRCUIT NUMBER

NOTE:
ALL "EM" FIXTURES INDICATED IN PLAN CONTAIN EMERGENCY BALLASTS. ALL EMERGENCY BALLAST FIXTURES REQUIRE AN EXTRA CONSTANT POWER CONDUCTOR TO BE CONNECTED TO THE EMERGENCY BALLAST FOR CHARGING. CONDUCTOR MUST NOT BE CONTROLLED BY ANY LIGHTING SYSTEM OR HAVE POWER INTERRUPTED AT ANY TIME. "NL" FIXTURES SHALL HAVE ABSOLUTELY NO LIGHTING CONTROL & SHALL BE OPERATIONAL AT ALL TIMES.

IN BOTH CASES "EM" & "NL", WHERE UTILITY POWER SHOULD FAIL, FIXTURES SHALL REMAIN OPERATIONAL FOR A MINIMUM 90 MINUTES @ 1400 LUMENS.

LIGHT CONTROL SCHEME

LIGHTING CONTROL SYMBOL CORRELATES WITH DESIRED CONTROL SCHEME AS INDICATED IN THE LIGHTING CONTROL SCHEME SCHEDULE



KEY NOTES

- ELECTRICAL CONTRACTOR SHALL COORDINATE MOUNTING HEIGHT OF UNDERCOUNTER POS RECEPTACLES WITH ARCHITECT PRIOR TO ROUGH-IN & PROVIDE A WIREWAY PER ELEVATION 4/E1.1.
- CONTRACTOR SHALL COORDINATE HEAT TRACE LOCATION WITH MECHANICAL ENGINEER PRIOR TO ROUGH-IN. CIRCUIT BREAKER SHALL BE GFEC TYPE.
- COORDINATE MOUNTING LOCATION OF FLY FAN JUNCTION BOX WITH ARCHITECT PRIOR TO ROUGH-IN. REMOVE MOUNT FLY FAN DISCONNECT SWITCH INSIDE CONCESSION STAND, ABOVE ACCESSIBLE CEILING.
- COORDINATE CONDENSER LOCATION WITH MECHANICAL CONTRACTOR PRIOR TO ROUGH-IN.
- COORDINATE TV RECEPTACLE, TV AUDIO JUNCTION BOX, AND SPEAKER JUNCTION BOX LOCATIONS WITH ARCHITECT PRIOR TO ROUGH-IN. PROVIDE CONDUIT FROM EACH TV AUDIO JUNCTION BOX & EACH SPEAKER JUNCTION BOX LOCATION TO AMPLIFIER RACK PER DETAIL 4/E1.2.
- INSTALL RACK REMOVED DURING DEMOLITION IN THIS LOCATION. COORDINATE MOUNTING HEIGHT & EXACT LOCATION OF RACK WITH ARCHITECT PRIOR TO ROUGH-IN. RECEPTACLE FOR RACK SHALL BE PROVIDED ADJACENT TO RACK LOCATION.
- ELECTRICAL CONTRACTOR SHALL PROVIDE ONE CONTROL STATION TO CONTROL ALL ADJACENT COIL DOORS IN EACH CONCESSION AREA.
- ELECTRICAL CONTRACTOR SHALL EXTEND CIRCUIT FOR EXISTING RTU TO NEW LOCATION.
- ALTERNATE #2: ELECTRICAL CONTRACTOR SHALL PROVIDE A 6-POLE, 100 AMP CONTACTOR (SQUARE D OR APPROVED EQUAL). PIZZA OVENS SHALL BE SERVED FROM EXISTING PIZZA OVEN PANEL VIA CONTACTOR. INTERLOCK CONTACTOR WITH HOOD SUPPRESSION SOLENOID.

GENERAL NOTES

- EXISTING CONDUIT LESS THAN 1-1/2" MAY BE MOVED/SHIFTED TO AVOID CONFLICTS IF NEEDED.
- ALL ELECTRICAL DEVICES ON THIS SHEET SHALL BE FED FROM PANEL "LA" WITH CIRCUIT NUMBER SHOWN UNLESS NOTED OTHERWISE.
- GFEC RECEPTACLES SHALL BE LOCATED SUCH THAT THEY ARE ACCESSIBLE WITHOUT NEEDING TO MOVE EQUIPMENT.

ISSUE DATE


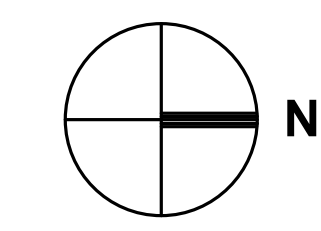
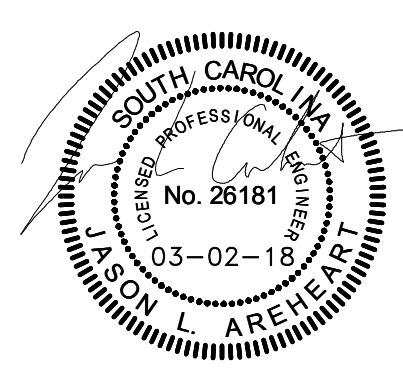
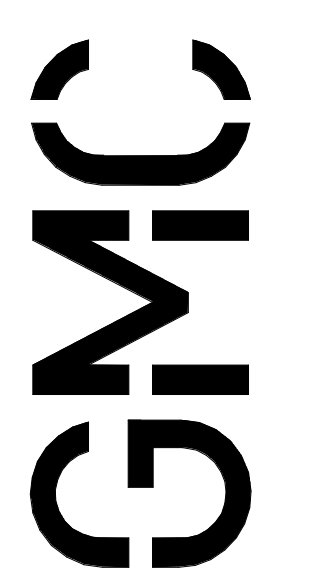
ISSUE DATE	DESCRIPTION
3/21/18	1 Addendum #1
3/21/18	Bid Documents

WILLIAMS BRICE STADIUM - EAST
SIDE CONCESSION RENOVATION
GEORGE ROGERS BLVD.
COLUMBIA, SC 29201
GMC # ACOL180001

CONCESSION 1
ELECTRICAL PLANS

E1.1
Sheet of

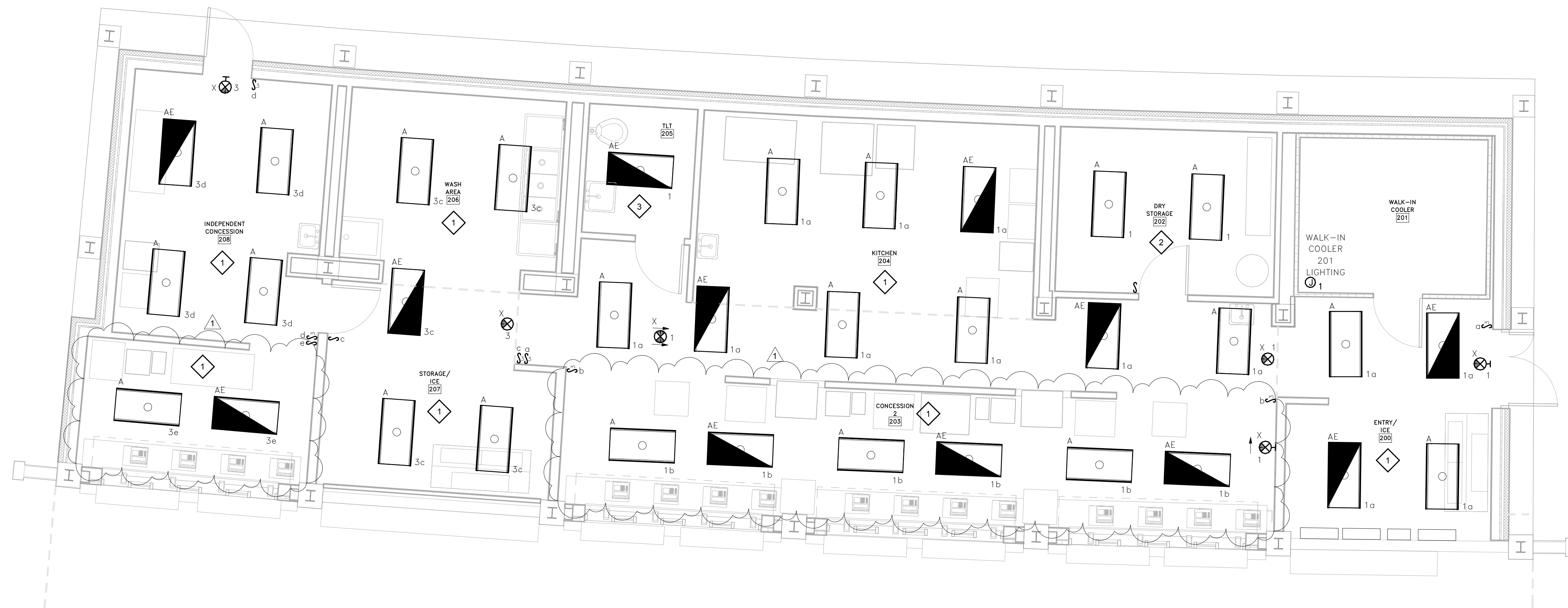
1320 Main Street, Suite 300
Columbia, SC 29201
T 803.724.1282
GMCNETWORK.COM



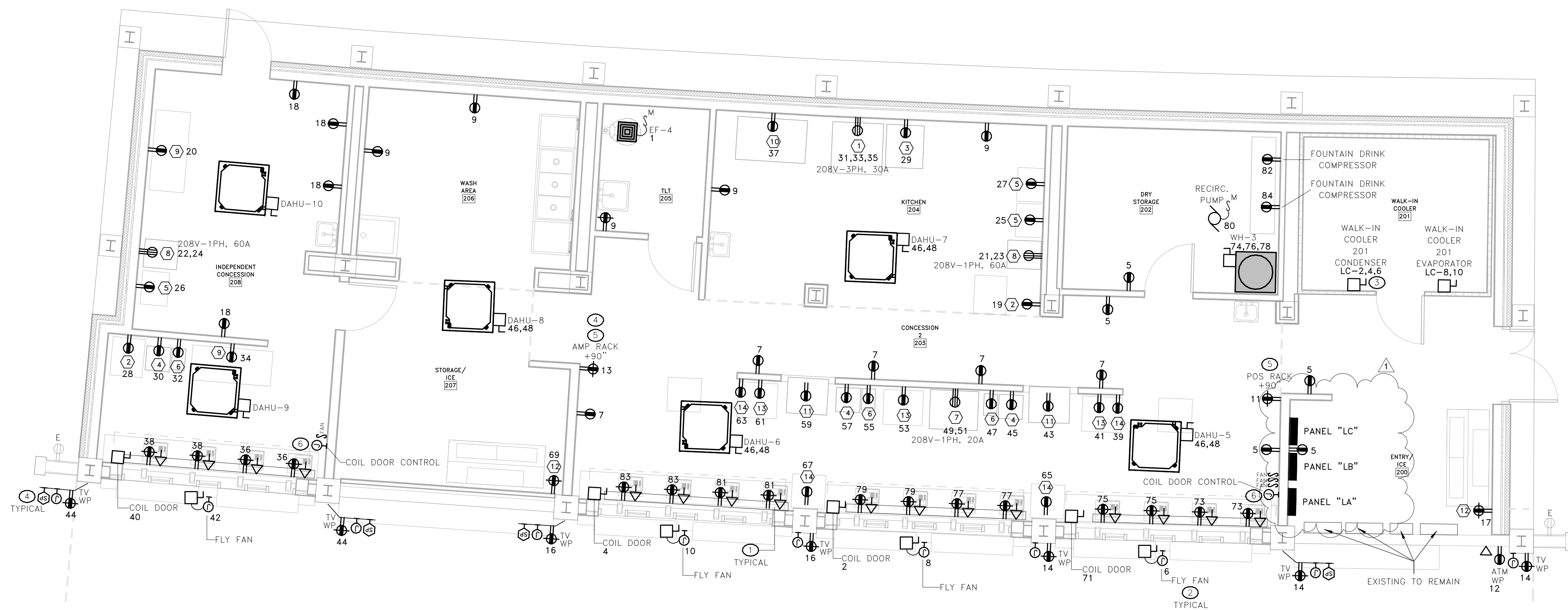
BEA BELKA ENGINEERING ASSOCIATES, INC.
CONTACT: CLIFF STRINGFIELD
7 CLUSTERS COURT, SUITE 201 | COLUMBIA, SC | 29210
(803) 731-0550 p | (803) 731-2880 f
CSTRINGFIELD@BEA-Consulting.com

US21802

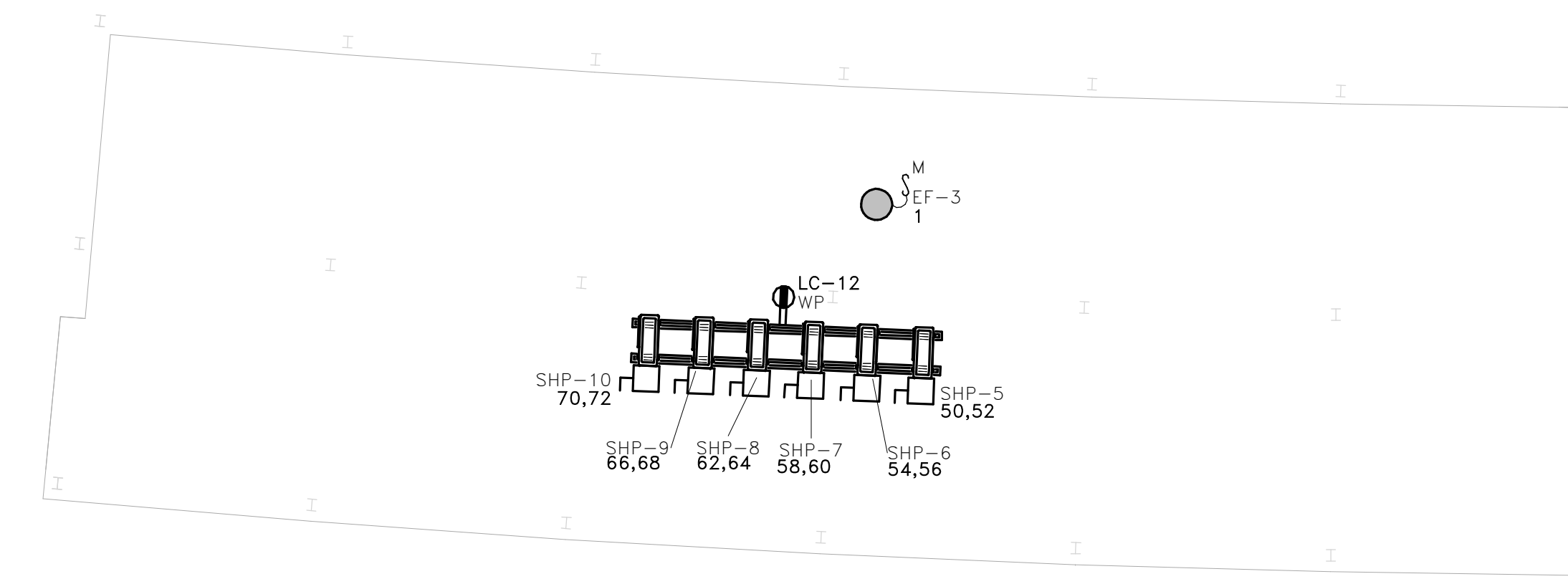
3/21/2018 12:13:46 PM



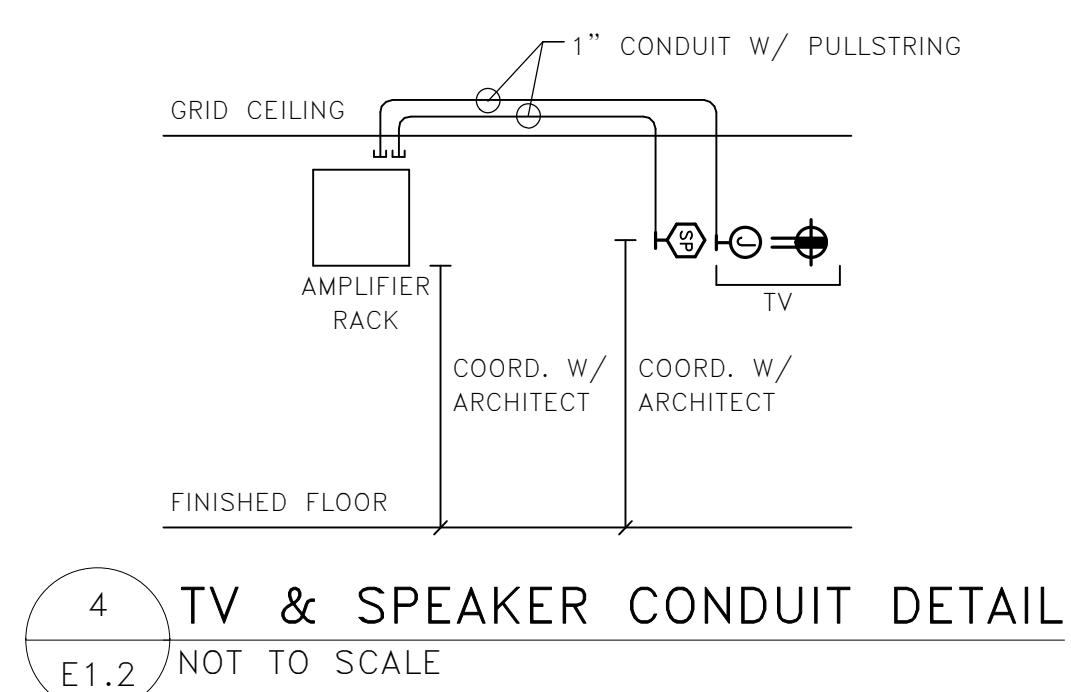
1 CONCESSION 2 LIGHTING RENOVATION PLAN
E1.2 SCALE: 1/4" = 1'-0"



2 CONCESSION 2 POWER/SYSTEMS RENOVATION PLAN
E1.2 SCALE: 1/4" = 1'-0"



3 CONCESSION 2 MECHANICAL POWER ROOF RENOVATION PLAN
E1.2 SCALE: 1/8" = 1'-0"



4 TV & SPEAKER CONDUIT DETAIL
E1.2 NOT TO SCALE

KEY NOTES

- ELECTRICAL CONTRACTOR SHALL COORDINATE MOUNTING HEIGHT OF UNDERCOUNTER POS RECEPTACLES WITH ARCHITECT PRIOR TO ROUGH-IN & PROVIDE A WIREWAY PER ELEVATION 4/E1.1.
- COORDINATE MOUNTING LOCATION OF FLY FAN JUNCTION BOX WITH ARCHITECT PRIOR TO ROUGH-IN. REMOTE MOUNT FLY FAN DISCONNECT SWITCH INSIDE CONCESSION STAND, ABOVE ACCESSIBLE CEILING.
- COORDINATE CONDENSER LOCATION WITH MECHANICAL CONTRACTOR PRIOR TO ROUGH-IN.
- COORDINATE TV RECEPTACLE, TV AUDIO JUNCTION BOX, AND SPEAKER JUNCTION BOX LOCATIONS WITH ARCHITECT PRIOR TO ROUGH-IN. PROVIDE CONDUIT FROM EACH TV AUDIO JUNCTION BOX & EACH SPEAKER JUNCTION BOX LOCATION TO AMPLIFIER RACK PER DETAIL 4/E1.2.
- INSTALL RACK REMOVED DURING DEMOLITION IN THIS LOCATION. COORDINATE MOUNTING HEIGHT & EXACT LOCATION OF RACK WITH ARCHITECT PRIOR TO ROUGH-IN. RECEPTACLE FOR RACK SHALL BE PROVIDED ADJACENT TO RACK LOCATION.
- ELECTRICAL CONTRACTOR SHALL PROVIDE ONE CONTROL STATION TO CONTROL ALL ADJACENT COIL DOORS IN EACH CONCESSION AREA.

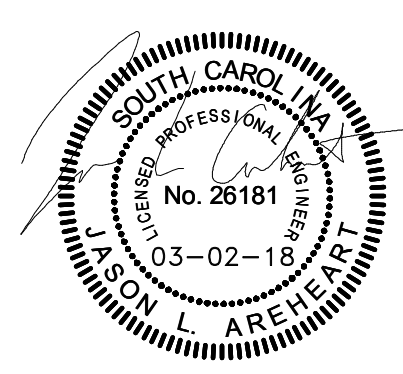
GENERAL NOTES

- EXISTING CONDUIT LESS THAN 1-1/2" MAY BE MOVED/SHIFTED TO AVOID CONFLICTS IF NEEDED.
- ALL ELECTRICAL DEVICES ON THIS SHEET SHALL BE FED FROM PANEL "LB" WITH CIRCUIT NUMBER SHOWN UNLESS NOTED OTHERWISE.
- GFCI RECEPTACLES SHALL BE LOCATED SUCH THAT THEY ARE ACCESSIBLE WITHOUT NEEDING TO MOVE EQUIPMENT.

ISSUE DATE


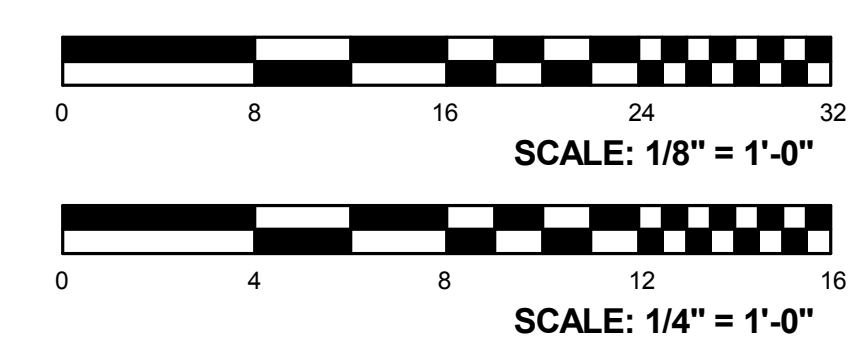
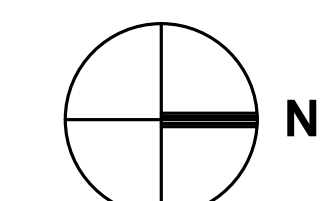
Bid Documents	3.2.18
1 Addendum #1	

WILLIAMS BRICE STADIUM - EAST
SIDE CONCESSION RENOVATION
GEORGE ROGERS BLVD.
COLUMBIA, SC 29201
GMC # ACOL180001

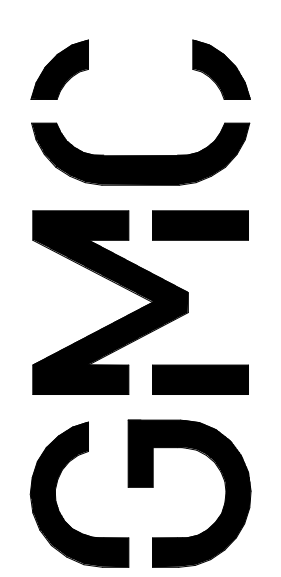


CONCESSION 2
ELECTRICAL PLANS

E1.2
sheet of

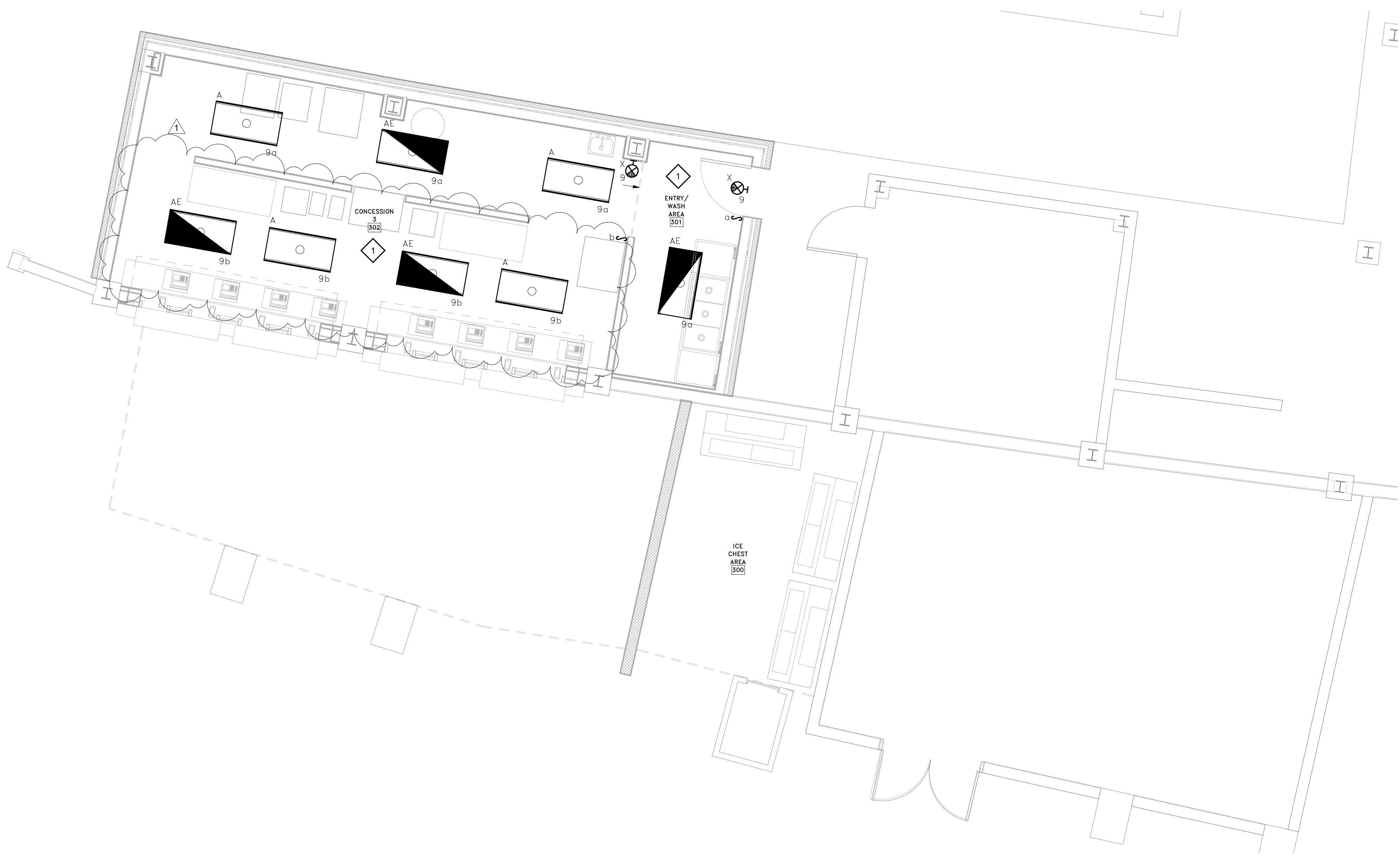


BEA BELKA ENGINEERING ASSOCIATES, INC.
CONTACT: CLIFF STRINGFIELD
7 CLUSTERS COURT, SUITE 201 | COLUMBIA, SC | 29210
(803) 731-0550 p | (803) 731-2880 f
CSTRINGFIELD@BEA-Consulting.com

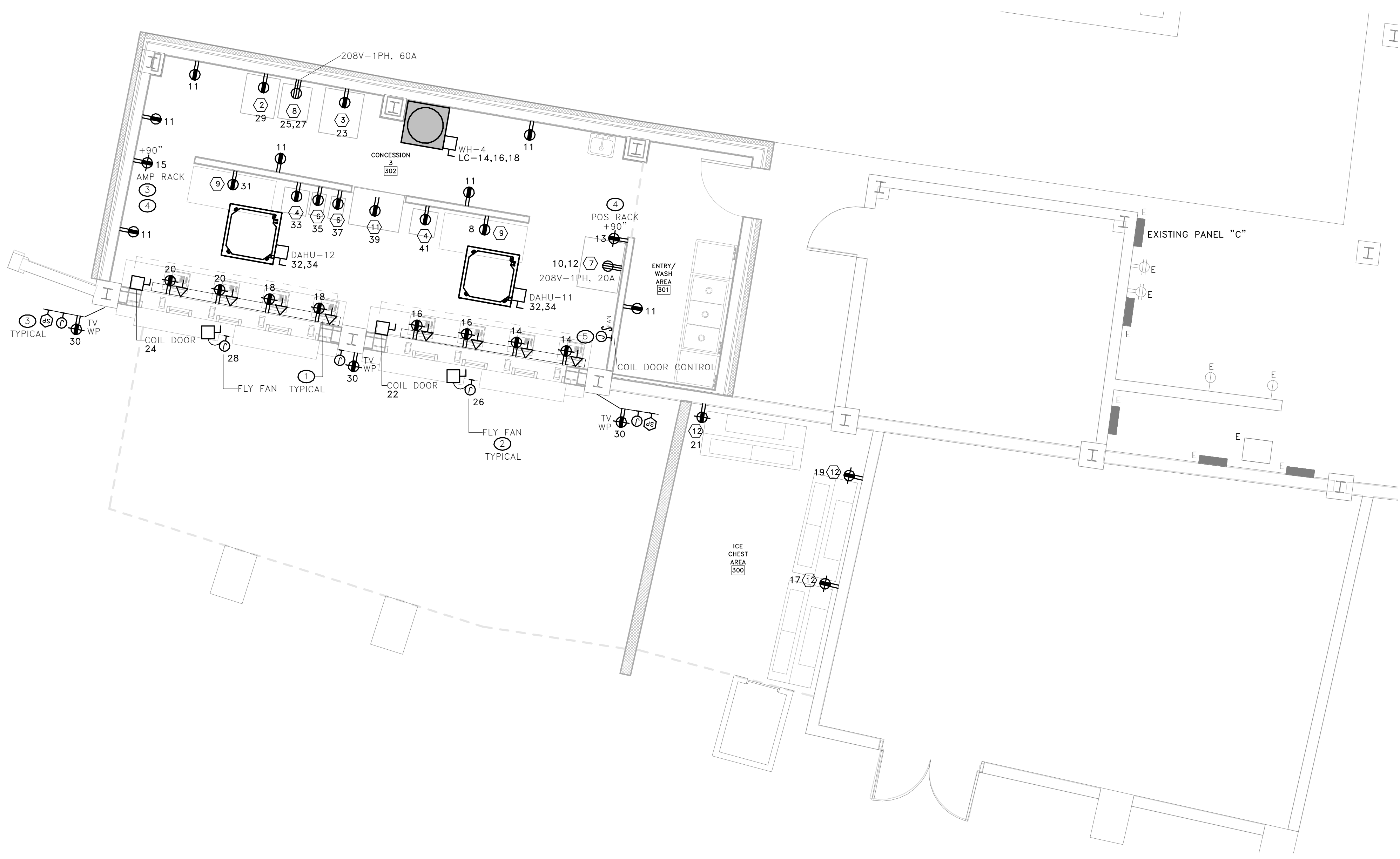


1320 Main Street, Suite 300
Columbia, SC 29201
T 803.724.1282
GMCNETWORK.COM

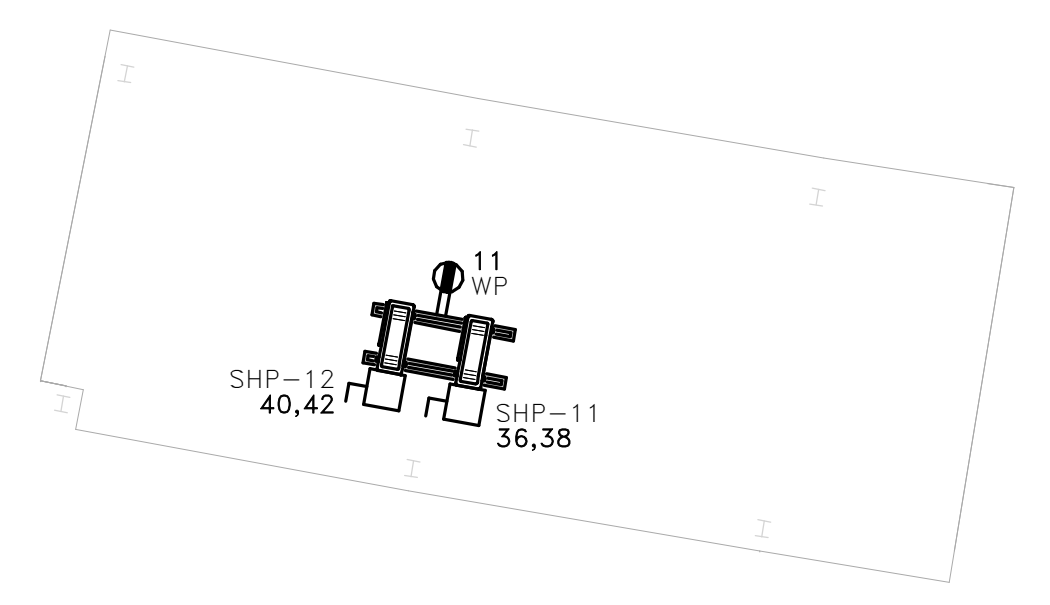
3/27/2018 12:13:49 PM



1 CONCESSION 3 LIGHTING RENOVATION PLAN - ALTERNATE #1
 E1.3 SCALE: 1/4" = 1'-0"



2 CONCESSION 3 POWER/SYSTEMS RENOVATION PLAN - ALTERNATE #1
 E1.3 SCALE: 1/4" = 1'-0"



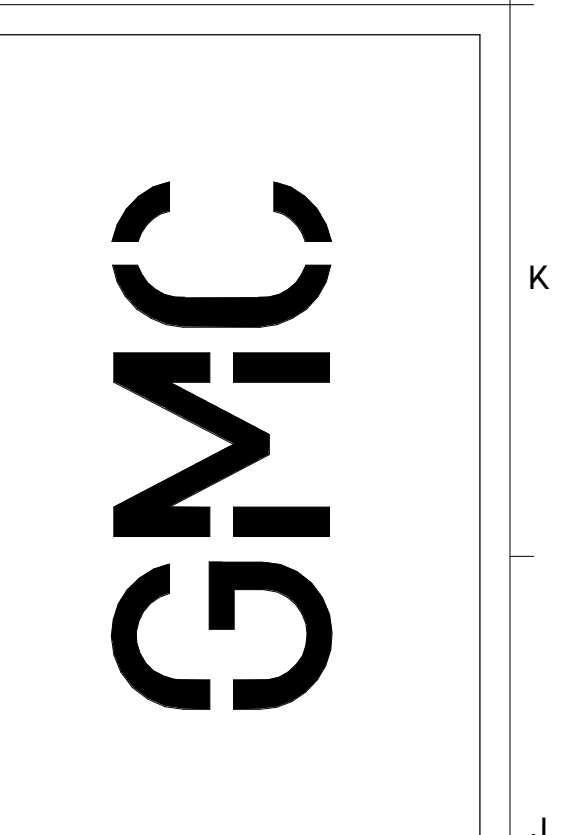
3 CONCESSION 3 MECHANICAL POWER ROOF RENOVATION PLAN - ALTERNATE #1
 E1.3 SCALE: 1/8" = 1'-0"

KEY NOTES

- ELECTRICAL CONTRACTOR SHALL COORDINATE MOUNTING HEIGHT OF UNDERCOUNTER POS RECEPTACLES WITH ARCHITECT PRIOR TO ROUGH-IN & PROVIDE A WIREWAY PER ELEVATION 4/E1.1.
- COORDINATE MOUNTING LOCATION OF FLY FAN JUNCTION BOX WITH ARCHITECT PRIOR TO ROUGH-IN. REMOVE MOUNT FLY FAN DISCONNECT SWITCH INSIDE CONCESSION STAND, ABOVE ACCESSIBLE CEILING.
- COORDINATE TV RECEPTACLE, TV AUDIO JUNCTION BOX, AND SPEAKER JUNCTION BOX LOCATIONS WITH ARCHITECT PRIOR TO ROUGH-IN. PROVIDE CONDUIT FROM EACH TV AUDIO JUNCTION BOX & EACH SPEAKER JUNCTION BOX LOCATION TO AMPLIFIER RACK PER DETAIL 4/E1.2.
- INSTALL RACK REMOVED DURING DEMOLITION IN THIS LOCATION. COORDINATE MOUNTING HEIGHT & EXACT LOCATION OF RACK WITH ARCHITECT PRIOR TO ROUGH-IN. RECEPTACLE FOR RACK SHALL BE PROVIDED ADJACENT TO RACK LOCATION.
- ELECTRICAL CONTRACTOR SHALL PROVIDE ONE CONTROL STATION TO CONTROL ALL ADJACENT COIL DOORS IN EACH CONCESSION AREA.

GENERAL NOTES

- EXISTING CONDUIT LESS THAN 1-1/2" MAY BE MOVED/SHIFTED TO AVOID CONFLICTS IF NEEDED.
- ALL ELECTRICAL DEVICES ON THIS SHEET SHALL BE FED FROM EXISTING PANEL "C" WITH CIRCUIT NUMBER SHOWN UNLESS NOTED OTHERWISE.
- GFCI RECEPTACLES SHALL BE LOCATED SUCH THAT THEY ARE ACCESSIBLE WITHOUT NEEDING TO MOVE EQUIPMENT.




1320 Main Street, Suite 300
 Columbia, SC 29201
 T 803.724.1282
 GMCNETWORK.COM


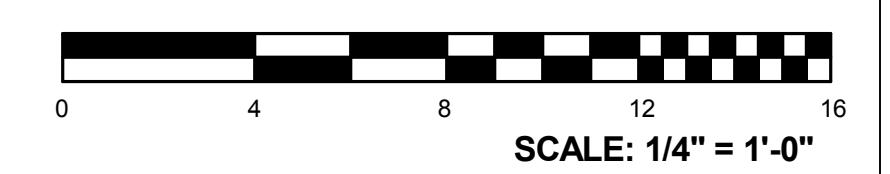
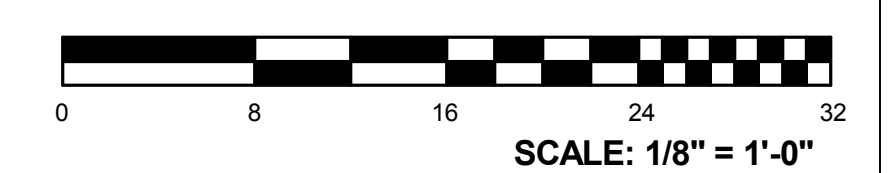
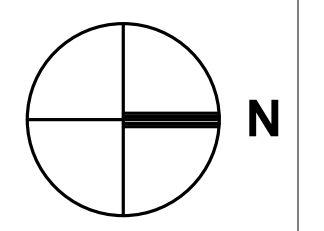
ISSUE DATE

ISSUE	DATE	DESCRIPTION
1	3/21/18	ADDENDUM #1

WILLIAMS BRICE STADIUM - EAST
 SIDE CONCESSION RENOVATION
 GEORGE ROGERS BLVD.
 COLUMBIA, SC 29201
 GMC # ACOL180001



CONCESSION 3
 ELECTRICAL PLANS -
 ALTERNATE #1
 E1.3
 sheet of



BEA BELKA ENGINEERING ASSOCIATES, INC.
 CONTACT: CLIFF STRINGFIELD
 7 CLUSTERS COURT, SUITE 201 | COLUMBIA, SC | 29210
 (803) 731-0650 p | (803) 731-2880 f
 CSTRINGFIELD@BEA-Consulting.com