

Amendment Two



UNIVERSITY OF SOUTH CAROLINA

AMENDMENT TWO TO SOLICITATION

TO: All Suppliers

FROM: Juaquana Brookins, Procurement Manager

SUBJECT: SOLICITATION NUMBER: USC-IFB-2956-JB

DESCRIPTION: USC Strom Thurmond Wellness & Fitness Center Signage & Graphics

DATE: April 21, 2016

This Amendment Two modifies the Invitation for Bids only in the manner and to the extent as stated herein.

Supplier Questions and Answers
Clarification of Specifications
Revised Bid Schedule
Attachments 1-3

Bid Opening Date Modification - Bid opening has been rescheduled to May 9, 2016, 3:00 PM EST

BIDDER SHALL ACKNOWLEDGE RECEIPT OF AMENDMENT TWO IN THE SPACE PROVIDED BELOW AND RETURN IT WITH THEIR BID RESPONSE. FAILURE TO DO SO MAY SUBJECT BID TO REJECTION.

Authorized Signature

Name of Offeror

Date

Amendment Two

Clarifications

Delete Sheets 3.0, 3.1, 9.0, 10.0, 11.0 from specifications.

Bid opening has been rescheduled to May 9, 2016, 3:00 PM EST

Attached

Revised Bid Schedule

Attachment 1

Attachment 2

Attachment 3

The following questions were received:

Q1. Sign Type: B Drawing 2.0, 2.1. & 2.2

Demo Existing (3) Areas: Complete work of scope needed for demo portion. More information on exactly what we are removing and how they are installed. **All internal demo will be completed by owner.**

Are we repairing/patching the walls or will the new graphics cover it? Drawing 2.2 shows the new sign on a different wall. **No. Repairs and patching by Owner**

Location of power supplies for the LED? Behind wall? **Yes. The power supply will be behind the wall.**

Are you open to other LED manufacturers or are we required to use Bitro Optics? **No. Please bid as specified.**

Q2. Sign Type: I Drawing 7.0

What digital screen will you be using and how will this be attached? **The digital screen is TBD.**

Will we need to finish the backs? **Yes. The backs need to be finished. Coordination will be required for final fit and finish of screen and installation.**

Q3. Sign Type: M Drawing 8.0

What size is the area that the vinyl will be applied? Drawings call out some measurements but it is unclear where the vinyl will go and how much is needed. **See revised sheet 8.0 issued in Amendment One.**

Q4. Sign Type: N Drawing 9.0

Drawings specify to mount these signs with VHB & Silicone. These signs will be heavy and we recommend them to be mechanically fastened. **Removed from scope.**

Amendment Two

Q5. Sign Type: Q Drawings 11.0

Drawings specify to mount these signs with VHB & Silicone. These signs will be heavy and we recommend them to be mechanically fastened. **Removed from scope.**

Q6. Sign Type: AA Drawing 13.0

Do you have the original engineered drawings of the existing building sign and/or information on footer details/size? **Please bid sign as specified.**

Q7. Sign Type: CC Drawing 15.1

Confirming demo scope:

When demoing the (2) top portions on each column are we removing, patch, and then painting? **The demo requires removal and patching but no painting.**

When removing the existing panels on front of the columns we are to patch and install the new panels? **Yes, only on West Gate will there be new panels installed, all other locations are patch only.**

Q8. How many mobilizations? **As many as it takes to complete the project, will be at the contractors discretion.** Are we to figure the number of mobilizations it will take to get everything completed or will we need to follow a specific project schedule? **All work must be completed by August 1, 2016.**

Q9. For Drawing 16.0 the written specification on the drawing is different than the drawing dimensions. Are we to use the written dimensions? **Removed from scope.**

Q10. – are we allowed to use a jeni boom for the soffit graphics in the routunda? **There is a removable mullion at the front entry doors that will allow equipment up to 5'9" wide x 6'10" tall to enter. Floor must be protected from wheel damage. Weight and wheel base information will have to be supplied and approved prior to equipment use.**

Q11. – On page 2 , I understand we are to include the locking cabinet removal in our quote. However, who will be responsible for any wall repairs prior to the new sign installation? **Removal of cabinets and all wall repairs by others. This scope is for display fabrication/install.**

Q12. – On page 2 , note 2 it appears as if there are two layers of .375 glass with digital graphics, please confirm. **Yes.**

Q13. – On page 5, the corridor graphics I am not following the design fabrication installation process. Are you saying you have 1" and 2" deep aluminum boxes with a 6" deep channel logo mounted on top of the boxes. Are you saying that the gamecock tail covers the images on the 1" x 2" boxes? How do you intend to secure the 6" logo to boxes and wall? Can you provide more information? **See Attachment 3. See my attached image. Is the yellow in my attached image see through and the black solid? The fabricated feathers are mounted direct to the existing block wall. The 2x4 panels are mounted on top of the feathers. The fabricated feathers serve as a background for the graphic**

Amendment Two

panels. Installation detailing/engineering is part of the required scope. Yes, what you have as black is fabricated, what you show as yellow is open space/void.

Q14. – On page 7, there is a digital screen provided by others would who is responsible for installing the digital screen into the room id and coordinating electrical to the site? Would be just provide the 2' x 12' x 4" deep aluminum box to the digital screen providers to install? **The digital screen is provided by others but the installation and coordination of the screen o to the housing is required scope. Once the video screen specifications are verified, this scope requires coordination for final fit and finish into the cabinet that is produced and installed to the mullion system. Electrical and data to site is by others. This scope is for the housing (finished both sides) and coordination of screen only.**

Q15. – On page 8. I am struggling to understand the size of the 6 racketball Id vinyl indicated in A and B. Or is it one large 12'7" x 8'7" decal? **See revised sheet 8.0 issued on 4/20/16 via Amendment One.**

Q16. Could you please let me know or find out if there is a service entrance to the building. We may have to use a larger than normal scissor lift for the large walls beside the rock climbing structure. The size lift we would need is 5' 9" wide so it won't go thru standard doors. If we can't use a scissor lift scaffolding would probably need to be used. **There is a removable mullion at the front entry doors that will allow equipment up to 5'9" wide x 6'10" tall to enter. Floor must be protected from wheel damage. Weight and wheel base information will have to be supplied and approved prior to equipment use.**

Q17. Are we allowed to do the install work during standard business hours or will it need to be done during special times? **Work can be complete during standard business hours**

VIII. BIDDING SCHEDULE / PRICE-BUSINESS PROPOSAL

Lot 1

Item 1 (Table below):

SIGN TYPE	DESCRIPTION	REF SHEET	QTY	UNIT PRICE	EXTENDED PRICE
A	Soffit Graphics (Rotunda)	1.0	1		
B	Lobby Art Feature	2.0	3		
E	Environmental Glass Graphics	4.0	1		
F	Corridor Graphics - Static	5.0	4		
K	Equipment ID	6.0	1		
L	Multi-Purpose Room ID	7.0	4		
M	Racquetball ID	8.0	6		
R	Entry Vinyl	12.0	37		
AA	Building Monument ID	13.0	1		
BB	Vehicular Directional	14.0	1		
CC	Gate Entry ID	15.0	2		
DD	Room ID	16.0	4		
Total for Item 1(A-DD)					

Resident Vendor Preference _____

SC End Product Preference _____

US End Product Preference _____

Note 1: Price should include all costs associated with scope of work and specifications.

Note 2: All preferences must be claimed by initialing in the space provided in the bid schedule. Preferences are applied by line item whether the award is to be made by line item or lot. If you request a preference, you are certifying that your offer qualifies for the preference you have claimed. See provisions for preferences in Section II.B.

ITEM	DESCRIPTION	QTY	PRICE
2	Demolition (Exterior Signs Only), per specification, state herein	1	

Resident Vendor Preference _____

SC End Product Preference _____

US End Product Preference _____

Note 1: Price should include all costs associated with scope of work and specifications.

Note 2: All preferences must be claimed by initialing in the space provided in the bid schedule. Preferences are applied by line item whether the award is to be made by line item or lot. If you request a preference, you are certifying that your offer qualifies for the preference you have claimed. See provisions for preferences in Section II.B.

Amendment Two

ITEM	DESCRIPTION	QTY	PRICE
3	Installation, per specification, stated herein	1	

Resident Vendor Preference _____

SC End Product Preference _____

US End Product Preference _____

Note 1: Price should include all costs associated with scope of work and specifications.

Note 2: All preferences must be claimed by initialing in the space provided in the bid schedule. Preferences are applied by line item whether the award is to be made by line item or lot. If you request a preference, you are certifying that your offer qualifies for the preference you have claimed. See provisions for preferences in Section II.B.

ITEM	DESCRIPTION	QTY	PRICE
4	Shipping	1	

SIGN TYPE	DESCRIPTION	QTY	PRICE
5	Engineering, per specification, state herein	1	

Resident Vendor Preference _____

SC End Product Preference _____

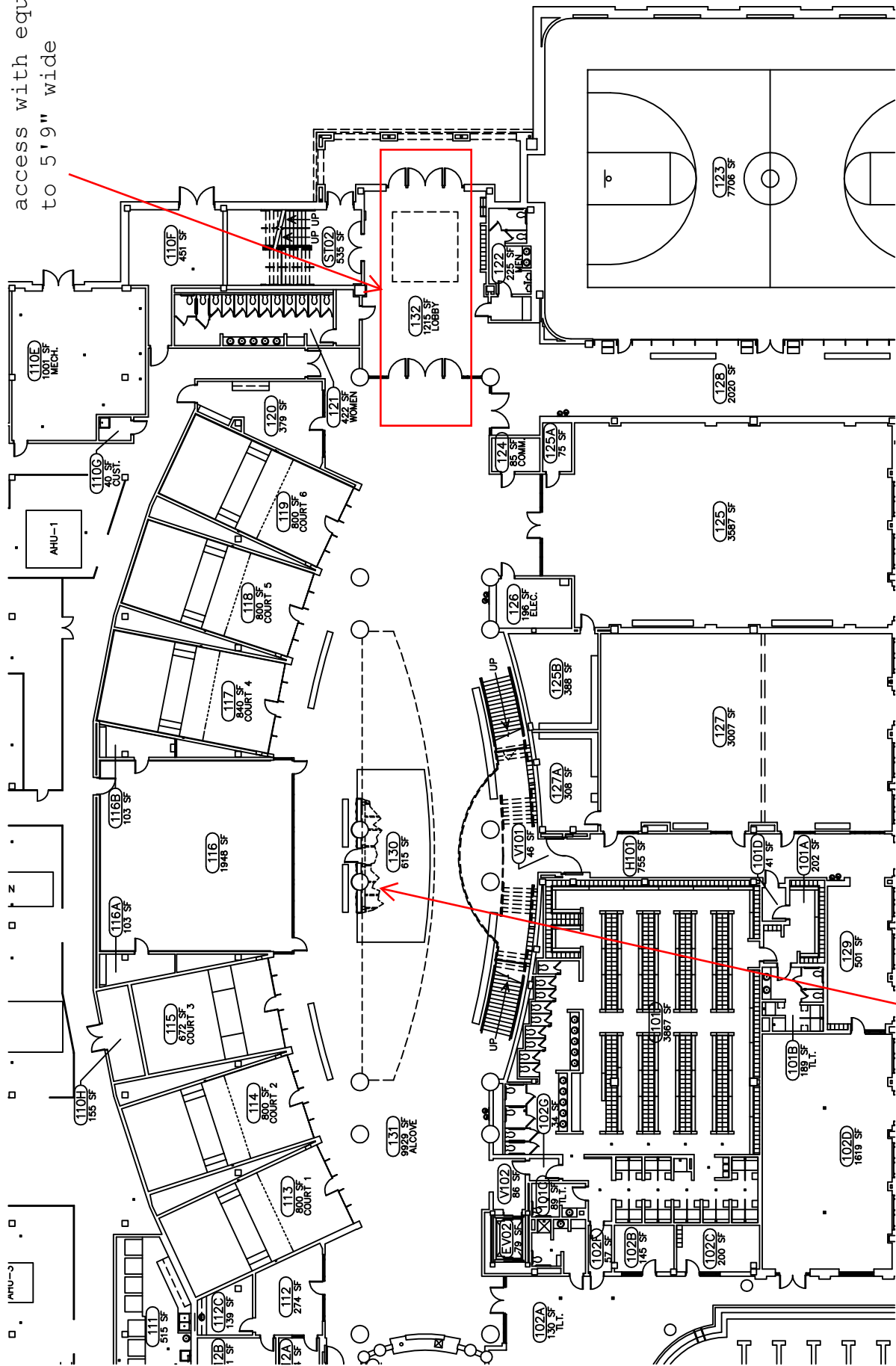
US End Product Preference _____

Note 1: Price should include all costs associated with scope of work and specifications.

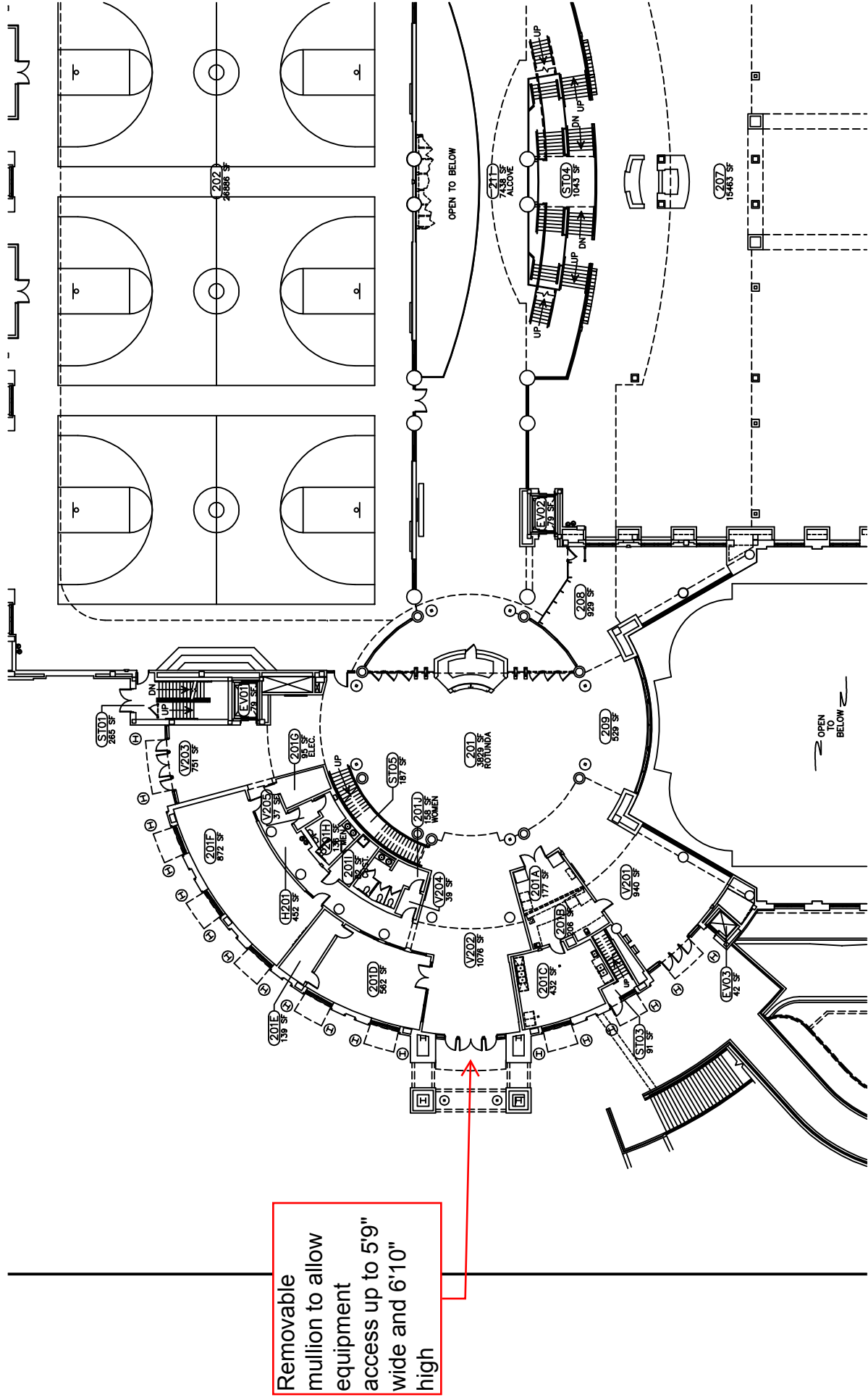
Note 2: All preferences must be claimed by initialing in the space provided in the bid schedule. Preferences are applied by line item whether the award is to be made by line item or lot. If you request a preference, you are certifying that your offer qualifies for the preference you have claimed. See provisions for preferences in Section II.B.

Total Price of Bid (Item 1-4) \$ _____

Removable mullions - can access with equipment up to 5'9" wide



Rock Climbing Wall - open to main floor above



55 EVAN ALLEN JR. BLVD, SUITE 100 ATLANTA, GA 30308 P: 404.688.4702 F: 404.688.4702 W: SKYDESIGNGRAPHICS.COM

MATERIALS & SPECIFICATIONS


- A - FABRICATED 1" DEEP (SHOWN BELOW) IN RED ALUMINUM CABINET PAINTED P1 WITH APPLIED DIGITAL PRINT GRAPHIC (RED)
- B - FABRICATED 2" DEEP (SHOWN BELOW) IN BLUE ALUMINUM CABINET PAINTED P1 WITH APPLIED DIGITAL PRINT GRAPHIC (RED)
- C - FABRICATED 4" DEEP ALUMINUM LOGO ELEMENT PAINTED P1

INSTALL:

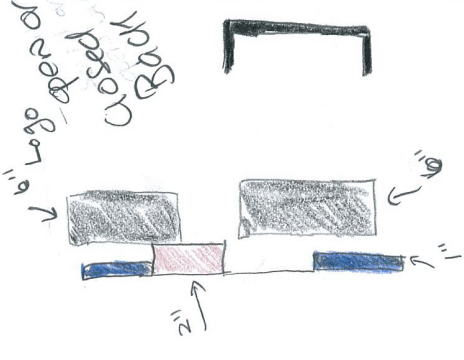
- DIMENSIONAL LOGO ELEMENT TO BE SECURED TO WALL
- DIMENSIONAL CABINET TO BE SECURED TO LOGO ELEMENT VIA CONCEALED MECHANICAL FASTENERS

NOTES:

- ALL LOCATIONS WILL REQUIRE ADDITIONAL REVIEW TO VERIFY STRUCTURAL CAPACITY
- ALL STRUCTURAL COMPONENTS TO BE VERIFIED BY ENGINEER
- AWAITING FINAL IMAGE SELECTION FROM USC IMAGE LAYOUT TO INCLUDE ONE OF THE FOLLOWING BUZZ LOGO VARIANTS: **INSPIRE, HIGH, DETERMINATION, RESILIENCE, PLAY, INSPIRE**



1 F3 Corridor Graphics - Front Elevation
SCALE: 3/8" = 1'



PROJECT NO.	1300.09
TITLE	USC From Graphics & Signage
REVISION	1. Corridor Graphics
ISSUE DATE	04/14/16
REV. #	0
DRAWN BY	DJ/WW/PV