

# USC Upstate Exterior Lighting Upgrades

State Project No: H34-9544-JM-C  
USC Project No: CP00394918

Spartanburg, South Carolina

## PROJECT MANUAL

Bid Documents  
April 11, 2014



RMF ENGINEERING, INC.  
194 SEVEN FARMS DRIVE, SUITE G  
CHARLESTON, SC 29492

RMF Project No: 312295.G0

## **TABLE OF CONTENTS**

**PROJECT NUMBER:** H34-9544-JM-C

**PROJECT NAME:** University of South Carolina Upstate Exterior Lighting Upgrades

### **SECTION**

<b>Table of Contents</b> ( <i>insert numbers of pages</i> ).....	<u>3</u>
<b>Invitation for Bids</b> (SE-310).....	1
<b>Instructions to Bidders</b> (AIA Document A701 – 1997 Edition *).....	6
<b>00201-0SE Standard Supplemental Instructions to Bidders</b> .....	10
<i>[Insert supplemental project specific instructions to bidders if needed.]</i>	
<b>Bid Bond</b> (AIA A310).....	1
<b>Standard Bid Form</b> (SE-330).....	4
<b>Standard Form of Agreement between Owner and Contractor</b> (AIA Document A101 – 2007 Edition*).....	<u>10</u>
<b>00501-0SE Standard Modifications to AIA A101-2007</b> .....	3
<i>[Insert supplemental project specific modifications to AIA A101 if needed.]</i>	
<b>General Conditions of the Contract for Construction</b> (AIA Document A201 – 2007 Edition*).....	<u>1</u>
<b>00811-Standard Supplementary Conditions</b> .....	25
(Supplement to AIA Document A201-2007 Edition General Conditions of the Contract)	
<hr/>	
<i>[Insert additional, project specific, supplementary conditions if needed.] (For the above AIA Documents do not “edit” the document; use them as cover sheets and attach the OSE modification documents.) (*Insert either an original AIA document or a “replacement page.” – See Chapter 5.)</i>	
<b>Performance Bond</b> (SE-355).....	2
<b>Labor and Material Payment Bond</b> (SE-357).....	2

## **TECHNICAL SPECIFICATIONS**

*(List the technical specifications using the same Divisions numbers and titles as shown on the individual technical specification sections. Provide the issue date and revision number for each section.)*

### **DIVISION 01 – GENERAL REQUIREMENTS**

011000	Summary	5
012500	Substitution Procedures	4
012600	Contract Modification Procedures	3
012900	Payment Procedures	5
013100	Project Management and Coordination	9
013200	Construction Progress Documentation	9
013233	Photographic Documentation	3
013300	Submittal Procedures	11
014000	Quality Requirements	12
014200	References	18
015000	Temporary Facilities and Controls	6
016000	Product Requirements	5
017300	Execution	8
017419	Construction Waste Management and Disposal	4
017700	Closeout Procedures	6
017823	Operation and Maintenance Data	8
017839	Project Record Documents	4
017900	Demonstration and Training	5

### **DIVISION 02 – EXISTING CONDITIONS (NOT USED)**

### **DIVISION 03 – CONCRETE (NOT USED)**

### **DIVISION 04 – MASONRY (NOT USED)**

### **DIVISION 05 – METALS (NOT USED)**

### **DIVISION 06 – WOOD, PLASTICS AND COMPOSITES (NOT USED)**

### **DIVISION 07 – THERMAL AND MOISTURE PROTECTION (NOT USED)**

### **DIVISION 08 – OPENINGS (NOT USED)**

### **DIVISION 09 – FINISHES (NOT USED)**

### **DIVISION 10 – SPECIALTIES (NOT USED)**

### **DIVISION 11 – EQUIPMENT (NOT USED)**

DIVISION 12 – FURNISHINGS (NOT USED)

DIVISION 13 – SPECIAL CONSTRUCTION (NOT USED)

DIVISION 14 – CONVEYING SYSTEMS (NOT USED)

DIVISION 21 – FIRE SUPPRESSION (NOT USED)

DIVISION 22 – PLUMBING (NOT USED)

DIVISION 23 – MECHANICAL (NOT USED)

DIVISION 26 – ELECTRICAL

265600 Exterior Lighting 6

DIVISION 27 – COMMUNICATIONS (NOT USED)

DIVISION 28 - ELECTRONIC SAFETY AND SECURITY (NOT USED)

DIVISION 31 - EARTHWORK (NOT USED)

DIVISION 32 - EXTERIOR IMPROVEMENTS (NOT USED)

DIVISION 33 - UTILITIES (NOT USED)

**SE-310  
REQUEST FOR ADVERTISEMENT**

**2011 Edition  
Rev. 7/20/2011**

**PROJECT NAME:** University of South Carolina Upstate Exterior Lighting Upgrades

**PROJECT NUMBER:** H34-9544-JM-C

**PROJECT LOCATION:** University of South Carolina Upstate – Spartanburg, SC

**BID SECURITY REQUIRED?** Yes  No

**PERFORMANCE & PAYMENT BONDS REQUIRED?** Yes  No

**CONSTRUCTION COST RANGE:** <\$130K-\$140K

**DESCRIPTION OF PROJECT:** The work includes the providing replacing existing metal halide lamps and ballasts in existing pedestrian pole lights with LED retro-fit lamps as shown on the contract documents. Work also includes replacing parking lot lighting fixtures with an LED replacement. Bidders are responsible for obtaining all bidding documents from the purchasing website. <http://purchasing.sc.edu>. Small and minority business participation is encouraged.

**A/E NAME:** RMF Engineering, Inc

**A/E CONTACT:** Dennis Sepavich, PE

**A/E ADDRESS:** Street/PO Box:194 Seven Farms Drive, Suite G

City: Charleston

State: SC ZIP: 29492-

**EMAIL:** dennis.sepavich@rmf.com

**TELEPHONE:** (843) 971-9639

**FAX:** (843) 971-9641

All questions & correspondence concerning this Invitation shall be addressed to the A/E.

**BIDDING DOCUMENTS/PLANS MAY BE OBTAINED FROM:** <http://purchasing.sc.edu> (See Facilities/Construction Solicitations & Awards)

**PLAN DEPOSIT AMOUNT: IS DEPOSIT REFUNDABLE:** Yes  No

Only those Bidding Documents/Plans obtained from the above listed source(s) are official. Bidders rely on copies of Bidding Documents/Plans obtained from any other source at their own risk.

**BIDDING DOCUMENTS/PLANS ARE ALSO ON FILE FOR VIEWING PURPOSES ONLY AT:**

<http://purchasing.sc.edu> (See Facilities/Construction Solicitations & Awards)

**PRE-BID CONFERENCE?** Yes  No  **MANDATORY ATTENDANCE?** Yes  No

**DATE:** 5/1/2014

**TIME:** 11am

**PLACE:** 155 American Way, FMC Conf Rm, Spartanburg, SC

**AGENCY:** University of South Carolina Upstate

**NAME OF AGENCY PROCUREMENT OFFICER:** Juaquana Brookins

**ADDRESS:** Street/PO Box: 743 Greene Street

City: Columbia

State: SC ZIP: 29208-

**EMAIL:** jbrookin@fmc.sc.edu

**TELEPHONE:** (803) 777-3596

**FAX:** (803) 777-7334

**BID CLOSING DATE:** 5/13/2014 **TIME:** 2pm **LOCATION:** University of South Carolina, 743 Greene St., Conf Rm 53

**BID DELIVERY ADDRESSES:**

**HAND-DELIVERY:**

Attn: Juaquana Brookins

University of South Carolina

743 Greene Street

Columbia, SC 29208

**MAIL SERVICE:**

Attn: Ben Coonrod

University of South Carolina

743 Greene Street

Columbia, SC 29208

**IS PROJECT WITHIN AGENCY CONSTRUCTION CERTIFICATION? (Agency MUST check one)** Yes  No

**APPROVED BY:** \_\_\_\_\_

**DATE:** \_\_\_\_\_

## **INSTRUCTIONS TO BIDDERS**

AIA Document A701, "Instructions to Bidders," is hereby incorporated into the Procurement and Contracting Requirements by reference.

A copy of AIA Document A701, "Instructions to Bidders," is not included, but may be viewed at the Engineer's office or purchased from the American Institute of Architects.

END OF SECTION

Attachments: 00201-OSE Standard Supplemental Instructions to Bidders (2011 Edition)

**OSE FORM 00201****STANDARD SUPPLEMENTAL INSTRUCTIONS TO BIDDERS****OWNER:** University of South Carolina Upstate**PROJECT NUMBER:** H34-9544-JM-C**PROJECT NAME:** University of South Carolina Upstate Exterior Lighting Upgrades**PROJECT LOCATION:** University of South Carolina Upstate, Spartanburg, SC**PROCUREMENT OFFICER:** Juaquana Brookins**1. STANDARD SUPPLEMENTAL INSTRUCTIONS TO BIDDERS**

**1.1.** These Standard Supplemental Instructions To Bidders amend or supplement Instructions To Bidders (AIA Document A701-1997) and other provisions of Bidding and Contract Documents as indicated below.

**1.2.** Compliance with these Standard Supplemental Instructions is required by the Office of State Engineer (OSE) for all State projects when competitive sealed bidding is used as the method of procurement.

**1.3.** All provisions of A701-1997, which are not so amended or supplemented, remain in full force and effect.

**1.4.** Bidders are cautioned to carefully examine the Bidding and Contract Documents for additional instructions or requirements.

**2. MODIFICATIONS TO A701-1997**

**2.1.** *Delete Section 1.1 and insert the following:*

**1.1** Bidding Documents, collectively referred to as the **Invitation for Bids**, include the Bidding Requirements and the proposed Contract Documents. The Bidding Requirements consist of the Advertisement, Instructions to Bidders (A-701), Supplementary Instructions to Bidders, the bid form (SE-330), the Intent to Award Notice (SE-370), and other sample bidding and contract forms. The proposed Contract Documents consist of the form of Agreement between the Owner and Contractor, Conditions of the Contract (General, Supplementary and other Conditions), Drawings, Specifications, all Addenda issued prior to execution of the Contract, and other documents set forth in the Bidding Documents. Any reference in this document to the Agreement between the Owner and Contractor, AIA Document A101, or some abbreviated reference thereof, shall mean the AIA A101, 2007 Edition as modified by OSE Form 00501 – Standard Modification to Agreement Between Owner and Contractor. Any reference in this document to the General Conditions of the Contract for Construction, AIA Document A201, or some abbreviated reference thereof, shall mean the AIA A201, 2007 Edition as modified by OSE Form 00811 – Standard Supplementary Conditions.

**2.2.** *In Section 1.8, delete the words “and who meets the requirements set forth in the Bidding Documents”.*

**2.3.** *In Section 2.1, delete the word “making” and substitute the word “submitting.”*

**2.4.** *In Section 2.1.1:*

*After the words “Bidding Documents,” delete the word “or” and substitute the word “and.”*

*Insert the following at the end of this section:*

Bidders are expected to examine the Bidding Documents and Contract Documents thoroughly and should request an explanation of any ambiguities, discrepancies, errors, omissions, or conflicting statements. Failure to do so will be at the Bidder’s risk. Bidder assumes responsibility for any patent ambiguity that Bidder does not bring to the Owner’s attention prior to bid opening.

**2.5.** *In Section 2.1.3, insert the following after the term “Contract Documents” and before the period:*

and accepts full responsibility for any pre-bid existing conditions that would affect the Bid that could have been ascertained by a site visit. As provided in Regulation 19-445.2042(B), A bidder’s failure to attend an advertised pre-bid conference will not excuse its responsibility for estimating properly the difficulty and cost of successfully performing the work, or for proceeding to successfully perform the work without additional expense to the State.

**OSE FORM 00201****STANDARD SUPPLEMENTAL INSTRUCTIONS TO BIDDERS**

2.6. *Insert the following Sections 2.2 through 2.6:*

**2.2 CERTIFICATION OF INDEPENDENT PRICE DETERMINATION**

GIVING FALSE, MISLEADING, OR INCOMPLETE INFORMATION ON THIS CERTIFICATION MAY RENDER YOU SUBJECT TO PROSECUTION UNDER SECTION 16-9-10 OF THE SOUTH CAROLINA CODE OF LAWS AND OTHER APPLICABLE LAWS.

(a) By submitting an bid, the bidder certifies that—

(1) The prices in this bid have been arrived at independently, without, for the purpose of restricting competition, any consultation, communication, or agreement with any other bidder or competitor relating to—

- (i) Those prices;
- (ii) The intention to submit an bid; or
- (iii) The methods or factors used to calculate the prices offered.

(2) The prices in this bid have not been and will not be knowingly disclosed by the bidder, directly or indirectly, to any other bidder or competitor before bid opening (in the case of a sealed bid solicitation) or contract award (in the case of a negotiated solicitation) unless otherwise required by law; and

(3) No attempt has been made or will be made by the bidder to induce any other concern to submit or not to submit an bid for the purpose of restricting competition.

(b) Each signature on the bid is considered to be a certification by the signatory that the signatory—

(1) Is the person in the bidder's organization responsible for determining the prices being offered in this bid, and that the signatory has not participated and will not participate in any action contrary to paragraphs (a)(1) through (a)(3) of this certification; or

(2)(i) Has been authorized, in writing, to act as agent for the bidder's principals in certifying that those principals have not participated, and will not participate in any action contrary to paragraphs (a)(1) through (a)(3) of this certification [As used in this subdivision (b)(2)(i), the term "principals" means the person(s) in the bidder's organization responsible for determining the prices offered in this bid];

(ii) As an authorized agent, does certify that the principals referenced in subdivision (b)(2)(i) of this certification have not participated, and will not participate, in any action contrary to paragraphs (a)(1) through (a)(3) of this certification; and

(iii) As an agent, has not personally participated, and will not participate, in any action contrary to paragraphs (a)(1) through (a)(3) of this certification.

(c) If the bidder deletes or modifies paragraph (a)(2) of this certification, the bidder must furnish with its offer a signed statement setting forth in detail the circumstances of the disclosure.

**2.3 DRUG FREE WORKPLACE**

By submitting a bid, the Bidder certifies that Bidder will maintain a drug free workplace in accordance with the requirements of Title 44, Chapter 107 of South Carolina Code of Laws, as amended.

**2.4 CERTIFICATION REGARDING DEBARMENT AND OTHER RESPONSIBILITY MATTERS**

(a) (1) By submitting an Bid, Bidder certifies, to the best of its knowledge and belief, that-

(i) Bidder and/or any of its Principals-

(A) Are not presently debarred, suspended, proposed for debarment, or declared ineligible for the award of contracts by any state or federal agency;

(B) Have not, within a three-year period preceding this bid, been convicted of or had a civil judgment rendered against them for: commission of fraud or a criminal offense in



**OSE FORM 00201****STANDARD SUPPLEMENTAL INSTRUCTIONS TO BIDDERS**

connection with obtaining, attempting to obtain, or performing a public (Federal, state, or local) contract or subcontract; violation of Federal or state antitrust statutes relating to the submission of bids; or commission of embezzlement, theft, forgery, bribery, falsification or destruction of records, making false statements, tax evasion, or receiving stolen property; and

(C) Are not presently indicted for, or otherwise criminally or civilly charged by a governmental entity with, commission of any of the offenses enumerated in paragraph (a)(1)(i)(B) of this provision.

(ii) Bidder has not, within a three-year period preceding this bid, had one or more contracts terminated for default by any public (Federal, state, or local) entity.

(2) "Principals," for the purposes of this certification, means officers; directors; owners; partners; and, persons having primary management or supervisory responsibilities within a business entity (e.g., general manager; plant manager; head of a subsidiary, division, or business segment, and similar positions).

(b) Bidder shall provide immediate written notice to the Procurement Officer if, at any time prior to contract award, Bidder learns that its certification was erroneous when submitted or has become erroneous by reason of changed circumstances.

(c) If Bidder is unable to certify the representations stated in paragraphs (a)(1), Bid must submit a written explanation regarding its inability to make the certification. The certification will be considered in connection with a review of the Bidder's responsibility. Failure of the Bidder to furnish additional information as requested by the Procurement Officer may render the Bidder nonresponsible.

(d) Nothing contained in the foregoing shall be construed to require establishment of a system of records in order to render, in good faith, the certification required by paragraph (a) of this provision. The knowledge and information of an Bidder is not required to exceed that which is normally possessed by a prudent person in the ordinary course of business dealings.

(e) The certification in paragraph (a) of this provision is a material representation of fact upon which reliance was placed when making award. If it is later determined that the Bidder knowingly or in bad faith rendered an erroneous certification, in addition to other remedies available to the State, the Procurement Officer may terminate the contract resulting from this solicitation for default.

**2.5 ETHICS CERTIFICATE**

By submitting a bid, the bidder certifies that the bidder has and will comply with, and has not, and will not, induce a person to violate Title 8, Chapter 13 of the South Carolina Code of Laws, as amended (ethics act). The following statutes require special attention: Section 8-13-700, regarding use of official position for financial gain; Section 8-13-705, regarding gifts to influence action of public official; Section 8-13-720, regarding offering money for advice or assistance of public official; Sections 8-13-755 and 8-13-760, regarding restrictions on employment by former public official; Section 8-13-775, prohibiting public official with economic interests from acting on contracts; Section 8-13-790, regarding recovery of kickbacks; Section 8-13-1150, regarding statements to be filed by consultants; and Section 8-13-1342, regarding restrictions on contributions by contractor to candidate who participated in awarding of contract. The state may rescind any contract and recover all amounts expended as a result of any action taken in violation of this provision. If contractor participates, directly or indirectly, in the evaluation or award of public contracts, including without limitation, change orders or task orders regarding a public contract, contractor shall, if required by law to file such a statement, provide the statement required by Section 8-13-1150 to the procurement officer at the same time the law requires the statement to be filed.

**2.6 RESTRICTIONS APPLICABLE TO BIDDERS & GIFTS**

Violation of these restrictions may result in disqualification of your bid, suspension or debarment, and may constitute a violation of the state Ethics Act. (a) After issuance of the solicitation, ***bidder agrees not to discuss this procurement activity in any way with the Owner or its employees, agents or officials.*** All communications must be solely with the Procurement Officer. This restriction may be lifted by express written permission from the Procurement Officer. This restriction expires once a contract has been formed. (b) Unless otherwise approved in writing by the Procurement

**OSE FORM 00201****STANDARD SUPPLEMENTAL INSTRUCTIONS TO BIDDERS**

Officer, *bidder agrees not to give anything to the Owner, any affiliated organizations, or the employees, agents or officials of either, prior to award.* (c) Bidder acknowledges that the policy of the State is that a governmental body should not accept or solicit a gift, directly or indirectly, from a donor if the governmental body has reason to believe the donor has or is seeking to obtain contractual or other business or financial relationships with the governmental body. Regulation 19-445.2165(C) broadly defines the term donor.

**2.7. Delete Section 3.1.1 and substitute the following:**

**3.1.1** Bidders may obtain complete sets of the Bidding Documents from the issuing office designated in the Advertisement in the number and for the deposit sum, if any, stated therein. If so provided in the Advertisement, the deposit will be refunded to all plan holders who return the Bidding Documents in good condition within ten days after receipt of Bids. The cost of replacement of missing or damaged documents will be deducted from the deposit. A Bidder receiving a Contract award may retain the Bidding Documents and the Bidder's deposit will be refunded.

**2.8. Delete the language of Section 3.1.2 and insert the word "Reserved."**

**2.9. In Section 3.1.4, delete the words "and Architect may make" and substitute the words "has made."**

**2.10. Insert the following Section 3.1.5**

**3.1.5** All persons obtaining Bidding Documents from the issuing office designated in the Advertisement shall provide that office with Bidder's contact information to include the Bidder's name, telephone number, mailing address, and email address.

**2.11. In Section 3.2.2:**

*Delete the words "and Sub-bidders"*

*Delete the word "seven" and substitute the word "ten"*

**2.12. In Section 3.2.3:**

*In the first Sentence, insert the word "written" before the word "Addendum."*

*Insert the following at the end of the section:*

As provided in Regulation 19-445.2042(B), nothing stated at the pre-bid conference shall change the Bidding Documents unless a change is made by written Addendum.

**2.13. Insert the following at the end of Section 3.3.1:**

Reference in the Bidding Documents to a designated material, product, thing, or service by specific brand or trade name followed by the words "or equal" and "or approved equal" shall be interpreted as establishing a standard of quality and shall not be construed as limiting competition.

**2.14. Delete Section 3.3.2 and substitute the following:**

**3.3.2** No request to substitute materials, products, or equipment for materials, products, or equipment described in the Bidding Documents and no request for addition of a manufacturer or supplier to a list of approved manufacturers or suppliers in the Bidding Documents will be considered prior to receipt of Bids unless written request for approval has been received by the Architect at least ten days prior to the date for receipt of Bids established in the Invitation for Bids. Any subsequent extension of the date for receipt of Bids by addendum shall not extend the date for receipt of such requests unless the addendum so specifies. Such requests shall include the name of the material or equipment for which it is to be substituted and a complete description of the proposed substitution including drawings, performance and test data, and other information necessary for an evaluation. A statement setting forth changes in other materials, equipment or other portions of the Work, including changes in the work of other contracts that incorporation of the proposed substitution would require, shall be included. The burden of proof of the merit of the proposed substitution is upon the proposer. The Architect's decision of approval or disapproval of a proposed substitution shall be final.

**2.15. Delete Section 3.4.3 and substitute the following:**

**3.4.3** Addenda will be issued no later than 120 hours prior to the time for receipt of Bids except an Addendum withdrawing the request for Bids or one which includes postponement of the date for receipt of Bids.

**OSE FORM 00201****STANDARD SUPPLEMENTAL INSTRUCTIONS TO BIDDERS****2.16. Insert the following Sections 3.4.5 and 3.4.6:**

**3.4.5** When the date for receipt of Bids is to be postponed and there is insufficient time to issue a written Addendum prior to the original Bid Date, Owner will notify prospective Bidders by telephone or other appropriate means with immediate follow up with a written Addendum. This Addendum will verify the postponement of the original Bid Date and establish a new Bid Date. The new Bid Date will be no earlier than the fifth (5th) calendar day after the date of issuance of the Addendum postponing the original Bid Date.

**3.4.6.** If an emergency or unanticipated event interrupts normal government processes so that bids cannot be received at the government office designated for receipt of bids by the exact time specified in the solicitation, the time specified for receipt of bids will be deemed to be extended to the same time of day specified in the solicitation on the first work day on which normal government processes resume. In lieu of an automatic extension, an Addendum may be issued to reschedule bid opening. If state offices are closed at the time a pre-bid or pre-proposal conference is scheduled, an Addendum will be issued to reschedule the conference. Useful information may be available at: [http://www.scemd.org/scgovweb/weather\\_alert.html](http://www.scemd.org/scgovweb/weather_alert.html)

**2.17. In Section 4.1.1, delete the word “forms” and substitute the words “SE-330 Bid Form.”****2.18. Delete Section 4.1.2 and substitute the following:**

**4.1.2** Any blanks on the bid form to be filled in by the Bidder shall be legibly executed in a non-erasable medium. Bids shall be signed in ink or other indelible media.

**2.19. Delete Section 4.1.3 and substitute the following:**

**4.1.3** Sums shall be expressed in figures.

**2.20. Insert the following at the end of Section 4.1.4:**

Bidder shall not make stipulations or qualify his bid in any manner not permitted on the bid form. An incomplete Bid or information not requested that is written on or attached to the Bid Form that could be considered a qualification of the Bid, may be cause for rejection of the Bid.

**2.21. Delete Section 4.1.5 and substitute the following:**

**4.1.5** All requested Alternates shall be bid. The failure of the bidder to indicate a price for an Alternate shall render the Bid non-responsive. Indicate the change to the Base Bid by entering the dollar amount and marking, as appropriate, the box for “ADD TO” or “DEDUCT FROM”. If no change in the Base Bid is required, enter “ZERO” or “No Change.” For add alternates to the base bid, Subcontractor(s) listed on page BF-2 of the Bid Form to perform Alternate Work shall be used for both Alternates and Base Bid Work if Alternates are accepted.

**2.22. Delete Section 4.1.6 and substitute the following:**

**4.1.6** Pursuant to Title 11, Chapter 35, Section 3020(b)(i) of the South Carolina Code of Laws, as amended, Section 7 of the Bid Form sets forth a list of subcontractor specialties for which Bidder is required to list only the subcontractors Bidder will use to perform the work of each listed specialty. Bidder must follow the Instructions in the Bid Form for filling out this section of the Bid Form. Failure to properly fill out Section 7 may result in rejection of Bidder’s bid as non-responsive.

**2.23. Delete Section 4.1.7 and substitute the following:**

**4.1.7** Each copy of the Bid shall state the legal name of the Bidder and the nature of legal form of the Bidder. Each copy shall be signed by the person or persons legally authorized to bind the Bidder to a contract. A Bid submitted by an agent shall have a current power of attorney attached certifying the agent's authority to bind the Bidder.

**2.24. Delete Section 4.2.1 and substitute the following:**

**4.2.1** If required by the Invitation for Bids, each Bid shall be accompanied by a bid security in an amount of not less than five percent of the Base Bid. The bid security shall be a bid bond or a certified cashier’s check. The Bidder pledges to enter into a Contract with the Owner on the terms stated in the Bid and will, if required, furnish bonds covering the faithful performance of the Contract and payment of all obligations arising thereunder. Should the Bidder refuse to enter into such Contract or fail to furnish such bonds if required, the amount of the bid security shall be forfeited to the Owner as liquidated damages, not as a penalty.

**OSE FORM 00201****STANDARD SUPPLEMENTAL INSTRUCTIONS TO BIDDERS****2.25. Delete Section 4.2.2 and substitute the following:**

**4.2.2** If a surety bond is required, it shall be written on AIA Document A310, Bid Bond, and the attorney-in-fact who executes the bond on behalf of the surety shall affix to the bond a certified and current copy of the power of attorney. The bid bond shall:

- .1** Be issued by a surety company licensed to do business in South Carolina;
- .2** Be issued by a surety company having, at a minimum, a "Best Rating" of "A" as stated in the most current publication of "Best's Key Rating Guide, Property-Casualty", which company shows a financial strength rating of at least five (5) times the contract price.
- .3** Be enclosed in the bid envelope at the time of Bid Opening, either in paper copy or as an electronic bid bond authorization number provided on the Bid Form and issued by a firm or organization authorized by the surety to receive, authenticate and issue binding electronic bid bonds on behalf the surety.

**2.26. Delete Section 4.2.3 and substitute the following:**

**4.2.3** By submitting a bid bond via an electronic bid bond authorization number on the Bid Form and signing the Bid Form, the Bidder certifies that an electronic bid bond has been executed by a Surety meeting the standards required by the Bidding Documents and the Bidder and Surety are firmly bound unto the State of South Carolina under the conditions provided in this Section 4.2.

**2.27. Insert the following Section 4.2.4:**

**4.2.4** The Owner will have the right to retain the bid security of Bidders to whom an award is being considered until either (a) the Contract has been executed and performance and payment bonds, if required, have been furnished, or (b) the specified time has elapsed so that Bids may be withdrawn or (c) all Bids have been rejected.

**2.28. Delete Section 4.3.1 and substitute the following:**

**4.3.1** All copies of the Bid, the bid security, if any, and any other documents required to be submitted with the Bid shall be enclosed in a sealed opaque envelope. The envelope shall, unless hand delivered by the Bidder, be addressed to the Owner's designated purchasing office as shown in the Invitation for Bids. The envelope shall be identified with the Project name, the Bidder's name and address and, if applicable, the designated portion of the Work for which the Bid is submitted. If the Bid is sent by mail or special delivery service (UPS, Federal Express, etc.), the envelope should be labeled "BID ENCLOSED" on the face thereof. Bidders hand delivering their Bids shall deliver Bids to the place of the Bid Opening as shown in the Invitation for Bids. Whether or not Bidders attend the Bid Opening, they shall give their Bids to the Owner's procurement officer or his/her designee as shown in the Invitation for Bids prior to the time of the Bid Opening.

**2.29. Insert the following Section 4.3.6 and substitute the following:**

**4.3.5** The official time for receipt of Bids will be determined by reference to the clock designated by the Owner's procurement officer or his/her designee. The procurement officer conducting the Bid Opening will determine and announce that the deadline has arrived and no further Bids or bid modifications will be accepted. All Bids and bid modifications in the possession of the procurement officer at the time the announcement is completed will be timely, whether or not the bid envelope has been date/time stamped or otherwise marked by the procurement officer.

**2.30. Delete Section 4.4.2 and substitute the following:**

**4.4.2** Prior to the time and date designated for receipt of Bids, a Bid submitted may be withdrawn in person or by written notice to the party receiving Bids at the place designated for receipt of Bids. Withdrawal by written notice shall be in writing over the signature of the Bidder.

**2.31. In Section 5.1, delete everything following the caption "OPENING OF BIDS" and substitute the following:**

**5.1.1** Bids received on time will be publicly opened and will be read aloud. Owner will not read aloud Bids that Owner determines, at the time of opening, to be non-responsive. .

**5.1.2** At bid opening, Owner will announce the date and location of the posting of the Notice of Intended Award.

**5.1.3** Owner will send a copy of the final Bid Tabulation to all Bidders within ten (10) working days of the Bid Opening.

**OSE FORM 00201****STANDARD SUPPLEMENTAL INSTRUCTIONS TO BIDDERS**

**5.1.4** If Owner determines to award the Project, Owner will, after posting a Notice of Intended Award, send a copy of the Notice to all Bidders.

**5.1.5** If only one Bid is received, Owner will open and consider the Bid.

**2.32.** *In Section 5.2, insert the section number “5.2.1” before the words of the “The Owner” at the beginning of the sentence.*

**2.33.** *Insert the following Sections 5.2.2 and 5.2.3:*

**5.2.2** The reasons for which the Owner will reject Bids include, but are not limited to:

- .1** Failure by a Bidder to be represented at a Mandatory Pre-Bid Conference or site visit;
- .2** Failure to deliver the Bid on time;
- .3** Failure to comply with Bid Security requirements, except as expressly allowed by law;
- .4** Listing an invalid electronic Bid Bond authorization number on the bid form;
- .5** Failure to Bid an Alternate, except as expressly allowed by law;
- .6** Failure to list qualified Subcontractors as required by law;
- .7** Showing any material modification(s) or exception(s) qualifying the Bid;
- .8** Faxing a Bid directly to the Owner or their representative; or
- .9** Failure to include a properly executed Power-of-Attorney with the bid bond.

**5.2.3** The Owner may reject a Bid as nonresponsive if the prices bid are materially unbalanced between line items or sub-line items. A bid is materially unbalanced when it is based on prices significantly less than cost for some work and prices which are significantly overstated in relation to cost for other work, and if there is a reasonable doubt that the bid will result in the lowest overall cost to the Owner even though it may be the low evaluated bid, or if it is so unbalanced as to be tantamount to allowing an advance payment.

**2.34.** *Delete Section 6.1 and substitute the following:*

**6.1 CONTRACTOR'S RESPONSIBILITY**

Owner will make a determination of Bidder's responsibility before awarding a contract. Bidder shall provide all information and documentation requested by the Owner to support the Owner's evaluation of responsibility. Failure of Bidder to provide requested information is cause for the Owner, at its option, to determine the Bidder to be non-responsible

**2.35.** *Delete the language of Section 6.2 and insert the word “Reserved.”*

**2.36.** *Delete the language of Sections 6.3.2, 6.3.3, and 6.3.4 and insert the word “Reserved” after each Section Number.*

**2.37.** *Insert the following Section 6.4*

**6.4 CLARIFICATION**

Pursuant to Section 11-35-1520(8), the Procurement Officer may elect to communicate with a Bidder after opening for the purpose of clarifying either the Bid or the requirements of the Invitation for Bids. Such communications may be conducted only with Bidders who have submitted a Bid which obviously conforms in all material aspects to the Invitation for Bids and only in accordance with Appendix D (Paragraph A(6)) to the Manual for Planning and Execution of State Permanent Improvement, Part II. Clarification of a Bid must be documented in writing and included with the Bid. Clarifications may not be used to revise a Bid or the Invitation for Bids. [Section 11-35-1520(8); R.19-445.2080]

**2.38.** *Delete Section 7.1.2 and substitute the following:*

**7.1.2** The performance and payment bonds shall conform to the requirements of Section 11.4 of the General Conditions of the Contract. If the furnishing of such bonds is stipulated in the Bidding Documents, the cost shall be included in the Bid.

**2.39.** *Delete the language of Section 7.1.3 and insert the word “Reserved.”*

**2.40.** *In Section 7.2, insert the words “CONTRACT, CERTIFICATES OF INSURANCE” into the caption after the word “Delivery.”*

**OSE FORM 00201****STANDARD SUPPLEMENTAL INSTRUCTIONS TO BIDDERS****2.41. Delete Section 7.2.1 and substitute the following:**

**7.2.1** After expiration of the protest period, the Owner will tender a signed Contract for Construction to the Bidder and the Bidder shall return the fully executed Contract for Construction to the Owner within seven days thereafter. The Bidder shall deliver the required bonds and certificate of insurance to the Owner not later than three days following the date of execution of the Contract. Failure to deliver these documents as required shall entitle the Owner to consider the Bidder's failure as a refusal to enter into a contract in accordance with the terms and conditions of the Bidder's Bid and to make claim on the Bid Security for re-procurement cost.

**2.42. Delete the language of Section 7.2.2 and insert the word "Reserved."****2.43. Delete the language of Article 8 and insert the following:**

Unless otherwise required in the Bidding Documents, the Agreement for the Work will be written on South Carolina Modified AIA Document A101, 2007, Standard Form of Agreement Between Owner and Contractor as modified by OSE Form 00501 – Standard Modification to Agreement Between Owner and Contractor.

**2.44. Insert the following Article 9:****ARTICLE 9 MISCELLANEOUS****9.1 NONRESIDENT TAXPAYER REGISTRATION AFFIDAVIT INCOME TAX WITHHOLDING IMPORTANT TAX NOTICE - NONRESIDENTS ONLY**

Withholding Requirements for Payments to Nonresidents: Section 12-8-550 of the South Carolina Code of Laws requires persons hiring or contracting with a nonresident conducting a business or performing personal services of a temporary nature within South Carolina to withhold 2% of each payment made to the nonresident. The withholding requirement does not apply to (1) payments on purchase orders for tangible personal property when the payments are not accompanied by services to be performed in South Carolina, (2) nonresidents who are not conducting business in South Carolina, (3) nonresidents for contracts that do not exceed \$10,000 in a calendar year, or (4) payments to a nonresident who (a) registers with either the S.C. Department of Revenue or the S.C. Secretary of State and (b) submits a Nonresident Taxpayer Registration Affidavit - Income Tax Withholding, Form I-312 to the person letting the contract.

For information about other withholding requirements (e.g., employee withholding), contact the Withholding Section at the South Carolina Department of Revenue at 803-898-5383 or visit the Department's website at: [www.sctax.org](http://www.sctax.org)

This notice is for informational purposes only. This Owner does not administer and has no authority over tax issues. All registration questions should be directed to the License and Registration Section at 803-898-5872 or to the South Carolina Department of Revenue, Registration Unit, Columbia, S.C. 29214-0140. All withholding questions should be directed to the Withholding Section at 803-898- 5383.

PLEASE SEE THE "NONRESIDENT TAXPAYER REGISTRATION AFFIDAVIT INCOME TAX WITHHOLDING" FORM (FORM NUMBER I-312) LOCATED AT: <http://www.sctax.org/Forms+and+Instructions/withholding/default.htm>.

**9.2 CONTRACTOR LICENSING**

Contractors and Subcontractors listed in Section 7 of the Bid Form who are required by the South Carolina Code of Laws to be licensed, must be licensed at the time of bidding.

**9.3 SUBMITTING CONFIDENTIAL INFORMATION**

For every document Bidder submits in response to or with regard to this solicitation or request, Bidder must separately mark with the word "CONFIDENTIAL" every page, or portion thereof, that Bidder contends contains information that is exempt from public disclosure because it is either (a) a trade secret as defined in Section 30-4-40(a)(1), or (b) privileged & confidential, as that phrase is used in Section 11-35-410. For every document Bidder submits in response to or with regard to this solicitation or request, Bidder must separately mark with the words "TRADE SECRET" every page, or portion thereof, that Bidder contends contains a trade secret as that term is defined by Section 39-8-20 of the Trade Secrets Act. For every document Bidder submits in response to or with regard to this solicitation or request, Bidder must separately mark with the word "PROTECTED" every page, or portion thereof, that Bidder contends is protected by Section 11-35-1810. All markings must be conspicuous; use color, bold, underlining, or some other method in order to conspicuously distinguish the mark from the other text. Do not mark your entire bid as confidential, trade secret, or protected! If your bid, or any part thereof, is improperly marked as confidential or trade

**OSE FORM 00201****STANDARD SUPPLEMENTAL INSTRUCTIONS TO BIDDERS**

secret or protected, the State may, in its sole discretion, determine it nonresponsive. If only portions of a page are subject to some protection, do not mark the entire page. By submitting a response to this solicitation, Bidder (1) agrees to the public disclosure of every page of every document regarding this solicitation or request that was submitted at any time prior to entering into a contract (including, but not limited to, documents contained in a response, documents submitted to clarify a response, & documents submitted during negotiations), unless the page is conspicuously marked "TRADE SECRET" or "CONFIDENTIAL" or "PROTECTED", (2) agrees that any information not marked, as required by these bidding instructions, as a "Trade Secret" is not a trade secret as defined by the Trade Secrets Act, & (3) agrees that, notwithstanding any claims or markings otherwise, any prices, commissions, discounts, or other financial figures used to determine the award, as well as the final contract amount, are subject to public disclosure. In determining whether to release documents, the State will detrimentally rely on Bidders's marking of documents, as required by these bidding instructions, as being either "Confidential" or "Trade Secret" or "PROTECTED". By submitting a response, Bidder agrees to defend, indemnify & hold harmless the State of South Carolina, its officers & employees, from every claim, demand, loss, expense, cost, damage or injury, including attorney's fees, arising out of or resulting from the State withholding information that Bidder marked as "confidential" or "trade secret" or "PROTECTED".

**9.4 POSTING OF INTENT TO AWARD**

Notice of Intent to Award, SE-370, will be posted at the following location:

**Room or Area of Posting:** Reception Area

**Building Where Posted:** Facilities Planning and Construction

**Address of Building:** 743 Greene Street, Columbia, SC 29208

**WEB site address (if applicable):** <http://purchasing.sc.edu>

**Posting date will be announced at bid opening.** In addition to posting the notice, the Owner will promptly send all responsive bidders a copy of the notice of intent to award and the final bid tabulation

**9.5 PROTEST OF SOLICITATION OR AWARD**

Any prospective bidder, offeror, contractor, or subcontractor who is aggrieved in connection with the solicitation of a contract shall protest within fifteen days of the date of issuance of the applicable solicitation document at issue. Any actual bidder, offeror, contractor, or subcontractor who is aggrieved in connection with the intended award or award of a contract shall protest within ten days of the date notification of intent to award is posted in accordance with Title 11, Chapter 35, Section 4210 of the South Carolina Code of Laws, as amended. A protest shall be in writing, shall set forth the grounds of the protest and the relief requested with enough particularity to give notice of the issues to be decided, and must be received by the State Engineer within the time provided.

Any protest must be addressed to the CPO, Office of State Engineer, and submitted in writing:

(a) by email to [protest-ose@mmo.sc.gov](mailto:protest-ose@mmo.sc.gov),

(b) by facsimile at 803-737-0639, or

(c) by post or delivery to 1201 Main Street, Suite 600, Columbia, SC 29201.

By submitting a protest to the foregoing email address, you (and any person acting on your behalf) consent to receive communications regarding your protest (and any related protests) at the e-mail address from which you sent your protest.

**9.6 SOLICITATION INFORMATION FROM SOURCES OTHER THAN OFFICIAL SOURCE**

South Carolina Business Opportunities (SCBO) is the official state government publication for State of South Carolina solicitations. Any information on State agency solicitations obtained from any other source is unofficial and any reliance placed on such information is at the bidder's sole risk and is without recourse under the South Carolina Consolidated Procurement Code.

**9.7 BUILDER'S RISK INSURANCE**

Bidder's are directed to Article 11.3 of the South Carolina Modified AIA Document A201, 2007 Edition, which, unless provided otherwise in the bid documents, requires the contractor to provide builder's risk insurance on the project.

**OSE FORM 00201**

**STANDARD SUPPLEMENTAL INSTRUCTIONS TO BIDDERS**

**9.8 TAX CREDIT FOR SUBCONTRACTING WITH MINORITY FIRMS**

Pursuant to Section 12-6-3350, taxpayers, who utilize certified minority subcontractors, may take a tax credit equal to 4% of the payments they make to said subcontractors. The payments claimed must be based on work performed directly for a South Carolina state contract. The credit is limited to a maximum of fifty thousand dollars annually. The taxpayer is eligible to claim the credit for 10 consecutive taxable years beginning with the taxable year in which the first payment is made to the subcontractor that qualifies for the credit. After the above ten consecutive taxable years, the taxpayer is no longer eligible for the credit. The credit may be claimed on Form TC-2, "Minority Business Credit." A copy of the subcontractor's certificate from the Governor's Office of Small and Minority Business (OSMBA) is to be attached to the contractor's income tax return. Taxpayers must maintain evidence of work performed for a State contract by the minority subcontractor. Questions regarding the tax credit and how to file are to be referred to: SC Department of Revenue, Research and Review, Phone: (803) 898-5786, Fax: (803) 898-5888. The subcontractor must be certified as to the criteria of a "Minority Firm" by the Governor's Office of Small and Minority Business Assistance (OSMBA). Certificates are issued to subcontractors upon successful completion of the certification process. Questions regarding subcontractor certification are to be referred to: Governor's Office of Small and Minority Business Assistance, Phone: (803) 734-0657, Fax: (803) 734-2498. Reference: SC §11-35-5010 – Definition for Minority Subcontractor & SC §11-35-5230 (B) – Regulations for Negotiating with State Minority Firms.

**§ 9.9 OTHER SPECIAL CONDITIONS OF THE WORK**

N/A

\_\_\_\_\_  
\_\_\_\_\_  
\_\_\_\_\_  
\_\_\_\_\_

**END OF DOCUMENT**



**Bid Bond**

**CONTRACTOR:**

(Name, legal status and address)

« »  
« »

**SURETY:**

(Name, legal status and principal place of business)

« »  
« »

**OWNER:**

(Name, legal status and address)

University of South Carolina Upstate  
800 University Way  
Spartanburg, SC 29303  
« »

**BOND AMOUNT:** \$ « »

**PROJECT:**

(Name, location or address, and Project number, if any)

University of South Carolina Upstate Exterior Lighting Upgrades  
800 University Way  
Spartanburg, SC 29303  
OSE Project# H34-9544-JM-C  
USC Project# CP00394918  
« »

The Contractor and Surety are bound to the Owner in the amount set forth above, for the payment of which the Contractor and Surety bind themselves, their heirs, executors, administrators, successors and assigns, jointly and severally, as provided herein. The conditions of this Bond are such that if the Owner accepts the bid of the Contractor within the time specified in the bid documents, or within such time period as may be agreed to by the Owner and Contractor, and the Contractor either (1) enters into a contract with the Owner in accordance with the terms of such bid, and gives such bond or bonds as may be specified in the bidding or Contract Documents, with a surety admitted in the jurisdiction of the Project and otherwise acceptable to the Owner, for the faithful performance of such Contract and for the prompt payment of labor and material furnished in the prosecution thereof; or (2) pays to the Owner the difference, not to exceed the amount of this Bond, between the amount specified in said bid and such larger amount for which the Owner may in good faith contract with another party to perform the work covered by said bid, then this obligation shall be null and void, otherwise to remain in full force and effect. The Surety hereby waives any notice of an agreement between the Owner and Contractor to extend the time in which the Owner may accept the bid. Waiver of notice by the Surety shall not apply to any extension exceeding sixty (60) days in the aggregate beyond the time for acceptance of bids specified in the bid documents, and the Owner and Contractor shall obtain the Surety's consent for an extension beyond sixty (60) days.

If this Bond is issued in connection with a subcontractor's bid to a Contractor, the term Contractor in this Bond shall be deemed to be Subcontractor and the term Owner shall be deemed to be Contractor.

When this Bond has been furnished to comply with a statutory or other legal requirement in the location of the Project, any provision in this Bond conflicting with said statutory or legal requirement shall be deemed deleted herefrom and provisions conforming to such

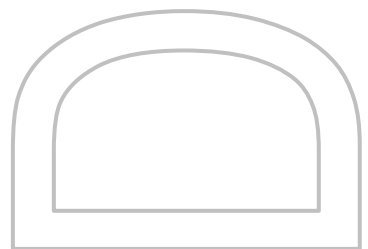


**ADDITIONS AND DELETIONS:**

The author of this document has added information needed for its completion. The author may also have revised the text of the original AIA standard form. An *Additions and Deletions Report* that notes added information as well as revisions to the standard form text is available from the author and should be reviewed.

This document has important legal consequences. Consultation with an attorney is encouraged with respect to its completion or modification.

Any singular reference to Contractor, Surety, Owner or other party shall be considered plural where applicable.



**ELECTRONIC COPYING** of any portion of this AIA® Document to another electronic file is prohibited and constitutes a violation of copyright laws as set forth in the footer of this document.

statutory or other legal requirement shall be deemed incorporated herein. When so furnished, the intent is that this Bond shall be construed as a statutory bond and not as a common law bond.

Signed and sealed this <> day of <>, <>

\_\_\_\_\_  
(Witness)

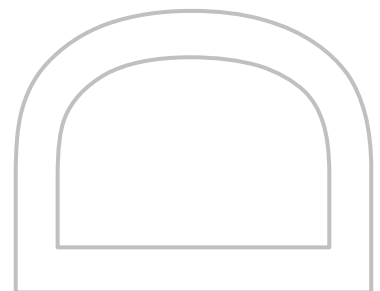
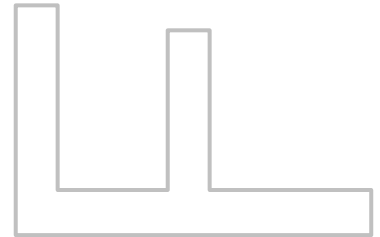
\_\_\_\_\_  
(Witness)

<>  
(Contractor as Principal) (Seal)

<>  
(Title)

<>  
(Surety) (Seal)

<>  
(Title)



**SE-330 – LUMP SUM BID  
BID FORM**

*Bidders shall submit bids on only Bid Form SE-330.*

**BID SUBMITTED BY:** \_\_\_\_\_  
(Bidder's Name)

**BID SUBMITTED TO:** \_\_\_\_\_  
(Owner's Name)

**FOR PROJECT: PROJECT NAME** University of South Carolina Upstate Exterior Lighting Upgrades  
**PROJECT NUMBER** H34-9544-JM-C

**OFFER**

§ 1. In response to the Invitation for Construction Bids and in compliance with the Instructions to Bidders for the above-named Project, the undersigned Bidder proposes and agrees, if this Bid is accepted, to enter into a Contract with the Owner on the terms included in the Bidding Documents, and to perform all Work as specified or indicated in the Bidding Documents, for the prices and within the time frames indicated in this Bid and in accordance with the other terms and conditions of the Bidding Documents.

§ 2. Pursuant to Section 11-32-3030(1) of the SC Code of Laws, as amended, Bidder has submitted Bid Security as follows in the amount and form required by the Bidding Documents:

- Bid Bond with Power of Attorney     Electronic Bid Bond     Cashier's Check

*(Bidder check one)*

§ 3. Bidder acknowledges the receipt of the following Addenda to the Bidding Documents and has incorporated the effects of said Addenda into this Bid:

**ADDENDUM No:** \_\_\_\_\_

§ 4. Bidder accepts all terms and conditions of the Invitation for Bids, including, without limitation, those dealing with the disposition of Bid Security. Bidder agrees that this Bid, including all Bid Alternates, if any, may not be revoked or withdrawn after the opening of bids, and shall remain open for acceptance for a period of 60 Days following the Bid Date, or for such longer period of time that Bidder may agree to in writing upon request of the Owner.

§ 5. Bidder herewith offers to provide all labor, materials, equipment, tools of trades and labor, accessories, appliances, warranties and guarantees, and to pay all royalties, fees, permits, licenses and applicable taxes necessary to complete the following items of construction work:

**§ 6.1 BASE BID WORK** (as indicated in the Bidding Documents and generally described as follows): The work includes the providing replacing existing metal halide lamps and ballasts in existing pedestrian pole lights with LED retro-fit lamps as shown on the contract documents. Work also includes replacing parking lot lighting fixtures with an LED replacements.

\_\_\_\_\_, which sum is hereafter called the Base Bid.

*(Bidder - insert Base Bid Amount on line above)*

**SE-330 – LUMP SUM BID  
BID FORM**

§ 6.2 BID ALTERNATES - as indicated in the Bidding Documents and generally described as follows:

**ALTERNATE # 1** (Brief Description): N/A

ADD TO or  DEDUCT FROM BASE BID: \_\_\_\_\_

(Bidder to Mark appropriate box to clearly indicate the price adjustment offered for each alternate)

**ALTERNATE # 2** (Brief Description): N/A

ADD TO or  DEDUCT FROM BASE BID: \_\_\_\_\_

(Bidder to Mark appropriate box to clearly indicate the price adjustment offered for each alternate)

**ALTERNATE # 3** (Brief Description): N/A

ADD TO or  DEDUCT FROM BASE BID: \_\_\_\_\_

(Bidder to Mark appropriate box to clearly indicate the price adjustment offered for each alternate)

**SE-330 – LUMP SUM BID  
 BID FORM**

§ 7. LISTING OF PROPOSED SUBCONTRACTORS PURSUANT TO SECTION 3020(b)(i), CHAPTER 35, TITLE 11 OF THE SOUTH CAROLINA CODE OF LAWS, AS AMENDED – (See *Instructions on the following page BF-2A*)

Bidder shall use the below-listed Subcontractors in the performance of the Subcontractor Specialty work listed:

<b>SUBCONTRACTOR            SPECIALTY</b> <b>By License Classification            and/or Subclassification</b> (Completed by Owner)	<b>SUBCONTRACTOR'S            PRIME CONTRACTOR'S            NAME</b> (Must be completed by Bidder) <b>BASE BID</b>	<b>SUBCONTRACTOR'S            PRIME CONTRACTOR'S            SC LICENSE NUMBER</b>
<b>ALTERNATE 1</b>		
<b>ALTERNATE 2</b>		
<b>ALTERNATE 3</b>		

If a Bid Alternate is accepted, Subcontractors listed for the Bid Alternate shall be used for the work of both the Alternate and the Base Bid work.

## **INSTRUCTIONS FOR SUBCONTRACTOR LISTING**

- 1.** Section 7 of the Bid Form sets forth a list of subcontractor specialties for which bidder is required to identify by name the subcontractor(s) Bidder will use to perform the work of each listed specialty. Bidder must identify only the subcontractor(s) who will perform the work and no others.
- 2.** For purposes of subcontractor listing, a Subcontractor is an entity who will perform work or render service to the prime contractor to or about the construction site. Material suppliers, manufacturers, and fabricators that will not perform physical work at the site of the project but will only supply materials or equipment to the bidder or proposed subcontractor(s) are not subcontractors and Bidder should not insert their names in the spaces provided on the bid form. Likewise, Bidder should not insert the names of sub-subcontractors in the spaces provided on the bid form but only the names of those entities with which bidder will contract directly.
- 3.** Bidder must only insert the names of subcontractors who are qualified to perform the work of the listed specialties as specified in the Bidding Documents and South Carolina Licensing Laws.
- 4.** If under the terms of the Bidding Documents, Bidder is qualified to perform the work of a specialty listed and Bidder does not intend to subcontract such work but to use Bidder's own employees to perform such work, the Bidder must insert its own name in the space provided for that specialty.
- 5.** If Bidder intends to use multiple subcontractors to perform the work of a single specialty listing, Bidder must insert the name of each subcontractor Bidder will use, preferably separating the name of each by the word **“and”**. If Bidder intends to use both his own employees to perform a part of the work of a single specialty listing and to use one or more subcontractors to perform the remaining work for that specialty listing, bidder must insert his own name and the name of each subcontractor, preferably separating the name of each with the word **“and”**.
- 6.** Bidder may not list subcontractors in the alternative nor in a form that may be reasonably construed at the time of bid opening as a listing in the alternative. A listing that requires subsequent explanation to determine whether or not it is a listing in the alternative is non-responsive. If bidder intends to use multiple entities to perform the work for a single specialty listing, bidder must clearly set forth on the bid form such intent. Bidder may accomplish this by simply inserting the word **“and”** between the name of each entity listed for that specialty. Owner will reject as non-responsive a listing that contains the names of multiple subcontractors separated by a blank space, the word **“or”**, a virgule (that is a /), or any separator that the Owner may reasonably interpret as a listing in the alternative.
- 7.** If Bidder is awarded the contract, bidder must, except with the approval of the owner for good cause shown, use the listed entities to perform the work for which they are listed.
- 8.** If bidder is awarded the contract, bidder will not be allowed to substitute another entity as subcontractor in place of a subcontractor listed in Section 7 of the Bid except for one or more of the reasons allowed by the SC Code of Laws.
- 9.** Bidder's failure to insert a name for each listed specialty subcontractor will render the Bid non-responsive.

**SE-330 – LUMP SUM BID  
BID FORM**

**§ 8. LIST OF MANUFACTURERS, MATERIAL SUPPLIERS, AND SUBCONTRACTORS OTHER THAN SUBCONTRACTORS LISTED IN SECTION 7 ABOVE (FOR INFORMATION ONLY):** Pursuant to instructions in the Invitation for Bids, if any, Bidder will provide to Owner upon the Owner's request and within 24 hours of such request, a listing of manufacturers, material suppliers, and subcontractors, other than those listed in Section 7 above, that Bidder intends to use on the project. Bidder acknowledges and agrees that this list is provided for purposes of determining responsibility and not pursuant to the subcontractor listing requirements of SC Code Ann § 11-35-3020(b)(i).

**§ 9. TIME OF CONTRACT PERFORMANCE AND LIQUIDATED DAMAGES**

a. **CONTRACT TIME:** Bidder agrees that the Date of Commencement of the Work shall be established in a Notice to Proceed to be issued by the Owner. Bidder agrees to substantially complete the Work within 120 calendar days from the Date of Commencement, subject to adjustments as provided in the Contract Documents.

b. **LIQUIDATED DAMAGES:** Bidder further agrees that from the compensation to be paid, the Owner shall retain as Liquidated Damages the sum of \$150.00 for each calendar day the actual construction time required to achieve Substantial Completion exceeds the specified or adjusted time for Substantial Completion as provided in the Contract Documents. This sum is intended by the parties as the predetermined measure of compensation for actual damages, not as a penalty for nonperformance.

**§ 10. AGREEMENTS**

- a. Bidder agrees that this bid is subject to the requirements of the law of the State of South Carolina.
- b. Bidder agrees that at any time prior to the issuance of the Notice to Proceed for this Project, this Project may be canceled for the convenience of, and without cost to, the State.
- c. Bidder agrees that neither the State of South Carolina nor any of its agencies, employees or agents shall be responsible for any bid preparation costs, or any costs or charges of any type, should all bids be rejected or the Project canceled for any reason prior to the issuance of the Notice to Proceed.

**§ 11. ELECTRONIC BID BOND**

By signing below, the Principal is affirming that the identified electronic bid bond has been executed and that the Principal and Surety are firmly bound unto the State of South Carolina under the terms and conditions of the AIA Document A310, Bid Bond, included in the Bidding Documents.

**Electronic Bid Bond Number:** \_\_\_\_\_

**Signature and Title:** \_\_\_\_\_

**SE-330 – LUMP SUM BID  
BID FORM**

**BIDDER'S TAXPAYER IDENTIFICATION**

FEDERAL EMPLOYER'S IDENTIFICATION NUMBER: \_\_\_\_\_

*OR*

SOCIAL SECURITY NUMBER: \_\_\_\_\_

**CONTRACTOR'S CLASSIFICATIONS AND SUBCLASSIFICATIONS WITH LIMITATIONS**

*Classification(s) & Limits:* \_\_\_\_\_

*Subclassification(s) & Limits:* \_\_\_\_\_

*SC Contractor's License Number(s):* \_\_\_\_\_

BY SIGNING THIS BID, THE PERSON SIGNING REAFFIRMS ALL REPRESENTATIONS AND CERTIFICATIONS MADE BY BOTH THE PERSON SIGNING AND THE BIDDER, INCLUDING WITHOUT LIMITATION, THOSE APPEARING IN ARTICLE 2 OF THE INSTRUCTIONS TO BIDDER. THE INVITATION FOR BIDS, AS DEFINED IN THE INSTRUCTIONS TO BIDDERS, IS EXPRESSLY INCORPORATE BY REFERENCE.

**SIGNATURE**

**BIDDER'S LEGAL NAME:** \_\_\_\_\_

**ADDRESS:** \_\_\_\_\_  
\_\_\_\_\_

**BY:** \_\_\_\_\_  
*(Signature)*

**DATE:** \_\_\_\_\_

**TITLE:** \_\_\_\_\_

**TELEPHONE:** \_\_\_\_\_

**EMAIL:** \_\_\_\_\_



## **FORM OF AGREEMENT**

FORM OF AGREEMENT is the AIA Document A101-2007 Edition, published the American Institute of Architects and the attached 00501-OSE Standard Modifications to AIA A101-2007 (2011 Edition) and Appendix A to 00501-OSE Standard Modifications to AIA A101-2007 (2011 Edition).

The AIA Document A101-2007, “Standard Form of Agreement Between Owner and Contractor,” is not included, but may be viewed at the Engineer’s office or purchased from the American Institute of Architects.

## **END OF SECTION**

Attachments: 00501-OSE Standard Modifications to AIA A101-2007 (2011 Edition)

**OSE FORM 00501**  
**STANDARD MODIFICATIONS TO AGREEMENT BETWEEN**  
**OWNER AND CONTRACTOR**

---

---

**OWNER:** University of South Carolina Upstate

**PROJECT NUMBER:** H34-9544-JM-C

**PROJECT NAME:** University of South Carolina Exterior Lighting Upgrades

**1. STANDARD MODIFICATIONS TO AIA A101-2007**

**1.1.** These Standard Modifications amend or supplement the *Standard Form of Agreement Between Owner and Contractor* (AIA Document A101-2007) and other provisions of Bidding and Contract Documents as indicated below.

**1.2.** All provisions of A101-2007, which are not so amended or supplemented, remain in full force and effect.

**2. MODIFICATIONS TO A101**

**2.1.** *Insert the following at the end of Article 1:*

Any reference in this document to the Agreement between the Owner and Contractor, AIA Document A101, or some abbreviated reference thereof, shall mean the AIA A101, 2007 Edition as modified by OSE Form 00501 – Standard Modification to Agreement Between Owner and Contractor. Any reference in this document to the General Conditions of the Contract for Construction, AIA Document A201, or some abbreviated reference thereof, shall mean the AIA A201, 2007 Edition as modified by OSE Form 00811 – Standard Supplementary Conditions.

**2.2.** *Delete Section 3.1 and substitute the following:*

**3.1** The Date of Commencement of the Work shall be the date fixed in a Notice to Proceed issued by the Owner. The Owner shall issue the Notice to Proceed to the Contractor in writing, no less than seven days prior to the Date of Commencement. Unless otherwise provided elsewhere in the contract documents, and provided the contractor has secured all required insurance and surety bonds, the contractor may commence work immediately after receipt of the Notice to Proceed.

**2.3.** *Delete Section 3.2 and substitute the following:*

**3.2** The Contract Time shall be measured from the Date of Commencement as provided in Section 9(a) of the Bid Form (SE-330) for this Project. Contractor agrees that if the Contractor fails to achieve Substantial Completion of the Work within the Contract Time, the Owner shall be entitled to withhold or recover from the Contractor liquidated damages in the amounts set forth in Section 9(b) of the Bid Form (SE-330, subject to adjustments of this Contract Time as provided in the Contract Documents.

**2.4.** *In Section 5.1.1, insert the words “and Owner” after the phrase “Payment submitted to the Architect.”*

**2.5.** *Delete Section 5.1.3 and substitute the following:*

**5.1.3** The Owner shall make payment of the certified amount to the Contractor not later than 21 days after receipt of the Application for Payment.

**2.6.** *In Section 5.1.6, Insert the following after the phrase “Subject to other provisions of the Contract Documents”:*

and subject to Title 12, Chapter 8, Section 550 of the South Carolina Code of Laws, as amended (Withholding Requirements for Payments to Non-Residents)

*In the spaces provided in Sub-Sections 1 and 2 for inserting the retainage amount, insert “three and one-half percent (3.5%).”*

**OSE FORM 00501**  
**STANDARD MODIFICATIONS TO AGREEMENT BETWEEN**  
**OWNER AND CONTRACTOR**

---

2.7. *In Section 5.1.8, delete the word “follows” and the colon and substitute the following:*

set forth in S.C. Code Ann. § 11-35-3030(4).

2.8. *In Section 5.1.9, delete the words “Except with the Owner’s prior approval, the” before the word “Contractor.”*

2.9. *In Section 5.2.2, delete the number 30 and substitute the number 21, delete everything following the words “Certificate for Payment” and place a period at the end of the resulting sentence.*

2.10. *Delete the language of Sections 6.1 and 6.2 and substitute the word “Reserved” for the deleted language of each Section .*

2.11. *Delete the language of Section 8.2 and substitute the word “Reserved.”*

2.12. *In Section 8.3, make the word “Representative” in the title plural, delete everything following the title, and substitute the following:*

**8.3.1** Owner designates the individual listed below as its Senior Representative (“Owner's Senior Representative”), which individual has the responsibility for and, subject to Section 7.2.1 of the General Conditions, the authority to resolve disputes under Section 15.6 of the General Conditions:

**Name:** Tom Opal  
**Title:** Senior Project Manager  
**Address:** 743 Greene Street, Columbia, SC 29208  
**Telephone:** (803) 777-7076      **FAX:** (803) 777-8739  
**Email:** tnopal@fmc.sc.edu

**8.3.2** Owner designates the individual listed below as its Owner's Representative, which individual has the authority and responsibility set forth in Section 2.1.1 of the General Conditions:

**Name:** Ben Coonrod  
**Title:** Project Manger  
**Address:** 800 University Way, Spartanburg, SC 29303  
**Telephone:** 803-530-5386      **FAX:**         
**Email:** bcoonrod@fmc.sc.edu

2.13. *In Section 8.4, make the word “Representative” in the title plural, delete everything following the title, and substitute the following:*

**8.4.1** Contractor designates the individual listed below as its Senior Representative (“Contractor's Senior Representative”), which individual has the responsibility for and authority to resolve disputes under Section 15.6 of the General Conditions:

**Name:**         
**Title:**         
**Address:**         
**Telephone:**             **FAX:**         
**Email:**

**OSE FORM 00501**  
**STANDARD MODIFICATIONS TO AGREEMENT BETWEEN**  
**OWNER AND CONTRACTOR**

---

**8.4.2** Contractor designates the individual listed below as its Contractor's Representative, which individual has the authority and responsibility set forth in Section 3.1.1 of the General Conditions:

**Name:** \_\_\_\_\_  
**Title:** \_\_\_\_\_  
**Address:** \_\_\_\_\_  
**Telephone:** \_\_\_\_\_ **FAX:** \_\_\_\_\_  
**Email:** \_\_\_\_\_

**2.14.** *Add the following Section 8.6.1:*

**8.6.1** The Architect's representative:

**Name:** Dennis Sepavich  
**Title:** Project Manager  
**Address:** 194 Seven Farms Drive, Suite G, Charleston, SC 29492  
**Telephone:** 843-971-9639 **FAX:** 843-971-9641  
**Email:** dennis.sepavich@rmf.com

**2.15.** *In Section 9.1.7, Sub-Section 2, list the following documents in the space provided for listing documents:*

Invitation for Construction Bids (SE-310)  
Instructions to Bidders (AIA Document A701-1997)  
Standard Supplemental Instructions to Bidders (OSE Form 00201)  
Contractor's Bid (Completed SE-330)  
Notice of Intent to Award (Completed SE-370)  
Certificate of procurement authority issued by the SC Budget & Control Board

**2.16.** *In Article 10, delete everything after the first sentence.*

**END OF DOCUMENT**

## **GENERAL CONDITIONS OF THE CONTRACT FOR CONSTRUCTION**

GENERAL CONDITIONS OF THE CONTRACT FOR CONSTRUCTION is the AIA Document A201-2007 Edition, published the American Institute of Architects, and the attached 00811-OSE Standard Supplementary Conditions (2011 Edition).

The AIA Document A201-2007, “General Conditions of the Contract for Construction,” is not included, but may be viewed at the Engineer’s office or purchased from the American Institute of Architects.

END OF SECTION

Attachments: 00811-OSE Standard Supplementary Conditions (2011 Edition)

**OSE FORM 00811**  
**STANDARD SUPPLEMENTARY CONDITIONS**

---

**OWNER:** University of South Carolina Upstate  
**PROJECT NUMBER:** H34-9544-JM-C  
**PROJECT NAME:** University of South Carolina Upstate Exterior Lighting Upgrades

**1 GENERAL CONDITIONS**

The *General Conditions of the Contract for Construction*, AIA Document A201, 2007 Edition, Articles 1 through 15 inclusive, is a part of this Contract and is incorporated as fully as if herein set forth. For brevity, AIA Document A201 is also referred to in the Contract Documents collectively as the "General Conditions."

**2 STANDARD SUPPLEMENTARY CONDITIONS**

**2.1** The following supplements modify, delete and/or add to the General Conditions. Where any portion of the General Conditions is modified or any paragraph, Section or clause thereof is modified or deleted by these Supplementary Conditions, the unaltered provisions of the General Conditions shall remain in effect.

**2.2** Unless otherwise stated, the terms used in these Standard Supplementary Conditions which are defined in the General Conditions have the meanings assigned to them in the General Conditions.

**3 MODIFICATIONS TO A201-2007**

**3.1** *Insert the following at the end of Section 1.1.1:*

Any reference in this document to the Agreement between the Owner and Contractor, AIA Document A101, or some abbreviated reference thereof, shall mean the AIA A101, 2007 Edition as modified by OSE Form 00501 – Standard Modification to Agreement Between Owner and Contractor. Any reference in this document to the General Conditions of the Contract for Construction, AIA Document A201, or some abbreviated reference thereof, shall mean the AIA A201, 2007 Edition as modified by OSE Form 00811 – Standard Supplementary Conditions.

**3.2** *Delete the language of Section 1.1.8 and substitute the word “Reserved.”*

**3.3** *Add the following Section 1.1.9:*

**1.1.9 NOTICE TO PROCEED**

Notice to Proceed is a document issued by the Owner to the Contractor, with a copy to the Architect, directing the Contractor to begin prosecution of the Work in accordance with the requirements of the Contract Documents. The Notice to Proceed shall fix the date on which the Contract Time will commence.

**3.4** *Insert the following at the end of Section 1.2.1:*

In the event of patent ambiguities within or between parts of the Contract Documents, the contractor shall 1) provide the better quality or greater quantity of Work, or 2) comply with the more stringent requirement, either or both in accordance with the Architect’s interpretation.

**3.5** *Delete Section 1.5.1 and substitute the following:*

**1.5.1** The Architect and the Architect’s consultants shall be deemed the authors and owners of their respective Instruments of Service and will retain all common law, statutory and other reserved rights, including copyrights. The Contractor, Subcontractors, Sub-subcontractors, and material or equipment suppliers shall not own or claim a copyright in the Instruments of Service. Submittal or distribution to meet official regulatory requirements or for other purposes in connection with this Project is not to be construed as a violation of the Architect’s or Architect’s consultants’ reserved rights.

**OSE FORM 00811**  
**STANDARD SUPPLEMENTARY CONDITIONS**

---

**3.6** *Delete Section 2.1.1 and substitute the following:*

**2.1.1** The Owner is the person or entity identified as such in the Agreement and is referred to throughout the Contract Documents as if singular in number. The Owner shall designate in writing a representative who shall have express authority to bind the Owner with respect to all matters requiring the Owner’s approval or authorization, except as provided in Section 7.1.2. Except as otherwise provided in Section 4.2.1, the Architect does not have such authority. The term “Owner” means the Owner or the Owner’s Representative. [Reference § 8.2 of the Agreement.]

**3.7** *Delete Section 2.1.2 and substitute the following:*

**2.1.2** The Owner shall furnish to the Contractor within fifteen days after receipt of a written request, information necessary and relevant for the Contractor to post Notice of Project Commencement pursuant to Title 29, Chapter 5, Section 23 of the South Carolina Code of Laws, as amended..

**3.8** *Delete Section 2.2.3 and substitute the following:*

**2.2.3** The Owner shall furnish surveys describing physical characteristics, legal limitations and utility locations for the site of the Project, and a legal description of the site. Subject to the Contractor’s obligations, including those in Section 3.2, the Contractor shall be entitled to rely on the accuracy of information furnished by the Owner pursuant to this Section but shall exercise proper precautions relating to the safe performance of the Work.

**3.9** *Replace the period at the end of the last sentence of Section 2.2.4 with a semicolon and insert the following after the inserted semicolon:*

“however, the Owner does not warrant the accuracy of any such information requested by the Contractor that is not otherwise required of the Owner by the Contract Documents. Neither the Owner nor the Architect shall be required to conduct investigations or to furnish the Contractor with any information concerning subsurface characteristics or other conditions of the area where the Work is to be performed beyond that which is provide in the Contract Documents.”

**3.10** *Delete Section 2.2.5 and substitute the following:*

**2.2.5** Unless otherwise provided in the Contract Documents, the Owner shall furnish to the Contractor with ten copies of the Contract Documents. The Contractor may make reproductions of the Contract Documents pursuant to Section 1.5.2. All copies of the drawings and specifications, except the Contractor’s record set, shall be returned or suitably accounted for to the Owner, on request, upon completion of the Work.

**3.11** *Add the following Sections 2.2.6 and 2.2.7:*

**2.2.6** The Owner assumes no responsibility for any conclusions or interpretation made by the Contractor based on information made available by the Owner.

**2.2.7** The Owner shall obtain, at its own cost, general building and specialty inspection services as required by the Contract Documents. The Contractor shall be responsible for payment of any charges imposed for reinspections.

**3.12** *Delete Section 2.4 and substitute the following:*

**2.4** If the Contractor defaults or neglects to carry out the Work in accordance with the Contract Documents and fails within a ten-day period after receipt of written notice from the Owner to commence and continue correction of such default or neglect, including but not limited to providing necessary resources, with diligence and promptness, the Owner may, without prejudice to other remedies the Owner may have, correct such deficiencies. In such case an appropriate Change Directive shall be issued deducting from payments then or thereafter due the Contractor the reasonable cost of correcting such deficiencies, including Owner’s expenses and compensation for the Architect’s additional services made necessary by such default, neglect or failure. If payments then or thereafter due the Contractor are not sufficient to cover such amounts, the Contractor shall pay the difference to the Owner.

**OSE FORM 00811**  
**STANDARD SUPPLEMENTARY CONDITIONS**

---

**3.13** *Insert the following at the end of Section 3.2.1:*

The Contractor acknowledges that it has investigated and satisfied itself as to the general and local conditions which can affect the work or its cost, including but not limited to (1) conditions bearing upon transportation, disposal, handling, and storage of materials; (2) the availability of labor, water, electric power, and roads; (3) uncertainties of weather, river stages, tides, or similar physical conditions at the site; (4) the conformation and conditions of the ground; and (5) the character of equipment and facilities needed preliminary to and during work performance. The Contractor also acknowledges that it has satisfied itself as to the character, quality, and quantity of surface and subsurface materials or obstacles to be encountered insofar as this information is reasonably ascertainable from an inspection of the site, including all exploratory work done by the Owner, as well as from the drawings and specifications made a part of this contract. Any failure of the Contractor to take the actions described and acknowledged in this paragraph will not relieve the Contractor from responsibility for estimating properly the difficulty and cost of successfully performing the work, or for proceeding to successfully perform the work without additional expense to the Owner.

**3.14** *In the third sentence of Section 3.2.4, insert the word “latent” before the word “errors.”*

**3.15** *In the last sentence of Section 3.3.1, insert the words “by the Owner in writing” after the word “instructed.”*

**3.16** *Delete the third sentence of Section 3.5 and substitute the following sentences:*

Work, materials, or equipment not conforming to these requirements shall be considered defective. Unless caused by the Contractor or a subcontractor at any tier, the Contractor’s warranty excludes remedy for damage or defect caused by abuse, alterations to the Work not executed by the Contractor, improper or insufficient maintenance, improper operation, or normal wear and tear and normal usage.

**3.17** *Insert the following at the end of Section 3.6:*

The Contractor shall comply with the requirements of Title 12, Chapter 9 of the South Carolina Code of Laws, as amended, regarding withholding tax for nonresidents, employees, contractors and subcontractors.

**3.18** *In Section 3.7.1, delete the words “the building permit as well as for other” and insert the following sentence at the end of this section:*

Pursuant to Title 10, Chapter 1, Section 180 of the South Carolina Code of Laws, as amended, no local general or specialty building permits are required for state buildings.

**3.19** *Delete the last sentence of Section 3.7.5 and substitute the following:*

Adjustments in the Contract Sum and Contract Time arising from the existence of such remains or features may be made as provided in Article 7.3.3.

**3.20** *Delete the last sentence of Section 3.8.2.3 and substitute the following:*

The amount of the Change Order shall reflect the difference between actual costs, as documented by invoices, and the allowances under Section 3.8.2.1.

**3.21** *In Section 3.9.1, insert a comma after the word “superintendent” in the first sentence and insert the following after the inserted comma:*

acceptable to the Owner,

**3.22** *Delete Section 3.9.2 and substitute the following:*

**3.9.2** The Contractor, as soon as practicable after award of the Contract, shall furnish in writing to the Owner the name and qualifications of a proposed superintendent. The Owner may reply within 14 days to the Contractor in writing stating (1) whether the Owner has reasonable objection to the proposed superintendent or (2) that the



**OSE FORM 00811****STANDARD SUPPLEMENTARY CONDITIONS**

Owner requires additional time to review. Failure of the Owner to reply within the 14-day period shall constitute notice of no reasonable objection.

**3.23** *After the first sentence in Section 3.9.3, insert the following sentence:*

The Contractor shall notify the Owner, in writing, of any proposed change in the superintendent, including the reason therefore, prior to making such change.

**3.24** *Delete Section 3.10.3 and substitute the following:*

**3.10.3** Additional requirements, if any, for the construction schedule are as follows:  
(Check box if applicable to this Contract))

The construction schedule shall be in a detailed precedence-style critical path management (CPM) or primavera-type format satisfactory to the Owner and the Architect that shall also (1) provide a graphic representation of all activities and events that will occur during performance of the work; (2) identify each phase of construction and occupancy; and (3) set forth dates that are critical in ensuring the timely and orderly completion of the Work in accordance with the requirements of the Contract Documents (hereinafter referred to as "Milestone Dates"). Upon review and acceptance by the Owner and the Architect of the Milestone Dates, the construction schedule shall be deemed part of the Contract Documents and attached to the Agreement as Exhibit "A." If not accepted, the construction schedule shall be promptly revised by the Contractor in accordance with the recommendations of the Owner and the Architect and resubmitted for acceptance. The Contractor shall monitor the progress of the Work for conformance with the requirements of the construction schedule and shall promptly advise the Owner of any delays or potential delays. Whenever the approved construction schedule no longer reflects actual conditions and progress of the work or the Contract Time is modified in accordance with the terms of the Contract Documents, the Contractor shall update the accepted construction schedule to reflect such conditions. In the event any progress report indicates any delays, the Contractor shall propose an affirmative plan to correct the delay, including overtime and/or additional labor, if necessary. In no event shall any progress report constitute an adjustment in the Contract Time, any Milestone Date, or the Contract Sum unless any such adjustment is agreed to by the Owner and authorized pursuant to Change Order.

**3.25** *Add the following Section 3.10.4:*

**3.10.4** Owner's review and acceptance of Contractor's schedule is not conducted for the purpose of either determining its accuracy and completeness or approving the construction means, methods, techniques, sequences or procedures. The Owner's approval shall not relieve the Contractor of any obligations. Unless expressly addressed in a Modification, the Owner's approval of a schedule shall not change the Contract Time.

**3.26** *Add the following Section 3.12.5.1:*

**3.12.5.1** The fire sprinkler shop drawings shall be prepared by a licensed fire sprinkler contractor and shall accurately reflect actual conditions affecting the required layout of the fire sprinkler system. The fire sprinkler contractor shall certify the accuracy of his shop drawings prior to submitting them for review and approval. The fire sprinkler shop drawings shall be reviewed and approved by the Architect's engineer of record who, upon approving the sprinkler shop drawings will submit them to the State Fire Marshal or other authorities having jurisdiction for review and approval. The Architect's engineer of record will submit a copy of the State Fire Marshal's approval letter to the Contractor, Architect, and OSE. Unless authorized in writing by OSE, neither the Contractor nor subcontractor at any tier shall submit the fire sprinkler shop drawings directly to the State Fire Marshal or other authorities having jurisdiction for approval.

**3.27** *In the fourth sentence of Section 3.12.10, after the comma following the words "licensed design professional," insert the following:*

who shall comply with reasonable requirements of the Owner regarding qualifications and insurance and

**3.28** *In Section 3.13, insert the section number "3.13.1" before the opening words "The Contractors shall."*

**OSE FORM 00811**

**STANDARD SUPPLEMENTARY CONDITIONS**

---

**3.29** Add the following Sections 3.13.2 and 3.13.3:

**3.13.2** Protection of construction materials and equipment stored at the Project site from weather, theft, vandalism, damage, and all other adversity is solely the responsibility of the Contractor. The Contractor shall perform the work in a manner that affords reasonable access, both vehicular and pedestrian, to the site of the Work and all adjacent areas. The Work shall be performed, to the fullest extent reasonably possible, in such a manner that public areas adjacent to the site of the Work shall be free from all debris, building materials, and equipment likely to cause hazardous conditions.

**3.13.3** The Contractor and any entity for whom the Contractor is responsible shall not erect any sign on the Project site without the prior written consent of the Owner.

**3.30** *In the first sentence of Section 3.18.1, after the parenthetical “...(other than the Work itself),...” and before the word “...but...”, insert the following:*

including loss of use resulting therefrom,

**3.31** *Delete Section 4.1.1 and substitute the following:*

**4.1.1** The Architect is that person or entity identified as the Architect in the Agreement and is referred to throughout the Contract Documents as if singular in number.

**3.32** *Insert the following at the end of Section 4.2.1:*

Any reference in the Contract Documents to the Architect taking action or rendering a decision with a “reasonable time” is understood to mean no more than fourteen days, unless otherwise specified in the Contract Documents or otherwise agreed to by the parties.

**3.33** *Delete the first sentence of Section 4.2.2 and substitute the following:*

The Architect will visit the site as necessary to fulfill its obligation to the Owner for inspection services, if any, and, at a minimum, to assure conformance with the Architect’s design as shown in the Contract Documents and to observe the progress and quality of the various components of the Contractor’s Work, and to determine if the Work observed is being performed in a manner indicating that the Work, when fully completed, will be in accordance with the Contract Documents.

**3.34** *Delete the first sentence of Section 4.2.3 and substitute the following:*

On the basis of the site visits, the Architect will keep the Owner informed about the progress and quality of the portion of the Work completed, and report to the Owner (1) deviations from the Contract Documents and from the most recent construction schedule submitted by the Contractor, and (2) defects and deficiencies observed in the Work.

**3.35** *In Section 4.2.5, after the words “evaluations of the” and before the word “Contractor’s,” insert the following:*

Work completed and correlated with the

**3.36** *Delete the first sentence of Section 4.2.11 and substitute the following:*

**4.2.11** The Architect will, in the first instance, interpret and decide matters concerning performance under, and requirements of, the Contract Documents on written request of either the Owner or Contractor. Upon receipt of such request, the Architect will promptly provide the non-requesting party with a copy of the request.

**OSE FORM 00811**

**STANDARD SUPPLEMENTARY CONDITIONS**

---

**3.37** *Insert the following at the end of Section 4.2.12:*

If either party disputes the Architects interpretation or decision, that party may proceed as provided in Article 15. The Architect’s interpretations and decisions may be, but need not be, accorded any deference in any review conducted pursuant to law or the Contract Documents.

**3.38** *Delete Section 4.2.14 and substitute the following:*

The Architect will review and respond to requests for information about the Contract Documents so as to avoid delay to the construction of the Project. The Architect’s response to such requests will be made in writing with reasonable promptness. If appropriate, the Architect will prepare and issue supplemental Drawings and Specifications in response to the requests for information. Any response to a request for information must be consistent with the intent of, and reasonably inferable from, the Contract Documents and will be in writing or in the form of drawings. Unless issued pursuant to a Modification, supplemental Drawings or Specifications will not involve an adjustment to the Contract Sum or Contract Time.

**3.39** *Delete Section 5.2.1 and substitute the following:*

**5.2.1** Unless otherwise stated in the Contract Documents or the bidding requirements, the Contractor, within fourteen days after posting of the Notice of Intent to Award the Contract, shall furnish in writing to the Owner through the Architect the names of persons or entities (excluding Listed Subcontractors but including those who are to furnish materials or equipment fabricated to a special design) proposed for each principal portion of the Work. The Owner may reply within 14 days to the Contractor in writing stating (1) whether the Owner has reasonable objection to any such proposed person or entity. Failure of the Owner to reply within the 14 day period shall constitute notice of no reasonable objection.

**3.40** *Delete Section 5.2.2 and substitute the following:*

**5.2.2** The Contractor shall not contract with a proposed person or entity to whom the Owner has made reasonable and timely objection. The Owner shall not direct the Contractor to contract with any specific individual or entity for supplies or services unless such supplies and services are necessary for completion of the Work and the specified individual or entity is the only source of such supply or services.

**3.41** *In the first sentence of Section 5.2.3, delete the words “...or Architect...” in the two places they appear.*

**3.42** *Delete the words “...or Architect...” in the in the first sentence of Section 5.2.4 and insert the following sentence at the end of Section 5.2.4:*

The Contractor’s request for substitution must be made to the Owner in writing accompanied by supporting information.

**3.43** *Add the following Section 5.2.5:*

**5.2.5** A Subcontractor identified in the Contractor’s Bid in response the specialty subcontractor listing requirements of Section 7 of the Bid Form (SE-330) may only be substituted in accordance with and as permitted by the provisions of Title 11, Chapter 35, Section 3021 of the South Carolina Code of Laws, as amended. A proposed substitute for a Listed Subcontractor shall be subject to the Owner’s approval as set forth is Section 5.2.3.

**3.44** *In Section 5.3, delete everything following the heading “SUBCONTRACTUAL RELATIONS” and insert the following Sections 5.3.1, 5.3.2, 5.3.3, and 5.3.4:*

**5.3.1** By appropriate written agreement, the Contractor shall require each Subcontractor, to the extent of the Work to be performed by the Subcontractor, to be bound to the Contractor by terms of the Contract Documents, and to assume toward the Contractor all the obligations and responsibilities, including the responsibility for safety of the Subcontractor’s Work, which the Contractor, by these Documents, assumes toward the Owner and Architect. Each subcontract agreement shall preserve and protect the rights of the Owner and Architect under the Contract Documents with respect to the Work to be performed by the Subcontractor so that subcontracting thereof will not

**OSE FORM 00811****STANDARD SUPPLEMENTARY CONDITIONS**

prejudice such rights, and shall allow to the Subcontractor, unless specifically provided otherwise herein or in the subcontract agreement, the benefit of all rights, remedies and redress against the Contractor that the Contractor, by the Contract Documents, has against the Owner. Where appropriate, the Contractor shall require each Subcontractor to enter into similar agreements with Sub-subcontractors. The Contractor shall make available to each proposed Subcontractor, prior to the execution of the subcontract agreement, copies of the Contract Documents to which the Subcontractor will be bound, and, upon written request of the Subcontractor, identify to the Subcontractor terms and conditions of the proposed subcontract agreement that may be at variance with the Contract Documents. Subcontractors will similarly make copies of applicable portions of such documents available to their respective proposed Sub-subcontractors.

§ 5.3.2 Without limitation on the generality of Section 5.3.1, each Subcontract agreement and each Sub-subcontract agreement shall include, and shall be deemed to include, the following Sections of these General Conditions: 3.2, 3.5, 3.18, 5.3, 5.4, 6.2.2, 7.3.3, 7.5, 7.6, 13.1, 13.12, 14.3, 14.4, and 15.1.6.

§ 5.3.3 Each Subcontract Agreement and each Sub-subcontract agreement shall exclude, and shall be deemed to exclude, Sections 13.2.1 and 13.6 and all of Article 15, except Section 15.1.6, of these General Conditions. In the place of these excluded sections of the General Conditions, each Subcontract Agreement and each Sub-subcontract may include Sections 13.2.1 and 13.6 and all of Article 15, except Section 15.1.6, of AIA Document A201-2007, Conditions of the Contract, as originally issued by the American Institute of Architects.

§ 5.3.4 The Contractor shall assure the Owner that all agreements between the Contractor and its Subcontractor incorporate the provisions of Subparagraph 5.3.1 as necessary to preserve and protect the rights of the Owner and the Architect under the Contract Documents with respect to the work to be performed by Subcontractors so that the subcontracting thereof will not prejudice such rights. The Contractor's assurance shall be in the form of an affidavit or in such other form as the Owner may approve. Upon request, the Contractor shall provide the Owner or Architect with copies of any or all subcontracts or purchase orders.

**3.45** *Delete the last sentence of Section 5.4.1.*

**3.46** *Add the following Sections 5.4.4, 5.4.5 and 5.4.6:*

§ 5.4.4 Each subcontract shall specifically provide that the Owner shall only be responsible to the subcontractor for those obligations of the Contractor that accrue subsequent to the Owner's exercise of any rights under this conditional assignment.

§ 5.4.5 Each subcontract shall specifically provide that the Subcontractor agrees to perform portions of the Work assigned to the Owner in accordance with the Contract Documents.

§ 5.4.6 Nothing in this Section 5.4 shall act to reduce or discharge the Contractor's payment bond surety's obligations to claimants for claims arising prior to the Owner's exercise of any rights under this conditional assignment.

**3.47** *Delete the language of Section 6.1.4 and substitute the word "Reserved."*

**3.48** *Insert the following at the end of Section 7.1.2:*

If the amount of a Modification exceeds the limits of the Owner's Construction Change Order Certification (reference Section 9.1.7.2 of the Agreement), then the Owner's agreement is not effective, and Work may not proceed, until approved in writing by the Office of State Engineer.

**3.49** *Delete Section 7.2.1 and substitute the following:*

**7.2.1** A Change Order is a written instrument prepared by the Architect (using State Form SE-480 "Construction Change Order") and signed by the Owner, Contractor and Architect stating their agreement upon all of the following:

- .1 The change in the Work;

**OSE FORM 00811**

**STANDARD SUPPLEMENTARY CONDITIONS**

---

- .2 The amount of the adjustment, if any, in the Contract Sum; and
- .3 The extent of the adjustment, if any, in the Contract Time.

**3.50** *Add the following Sections 7.2.2, 7.2.3, 7.2.4, and 7.2.5:*

**7.2.2** If a Change Order provides for an adjustment to the Contract Sum, the adjustment must be calculated in accordance with Section 7.3.3.

**7.2.3** At the Owner’s request, the Contractor shall prepare a proposal to perform the work of a proposed Change Order setting forth the amount of the proposed adjustment, if any, in the Contract Sum; and the extent of the proposed adjustment, if any, in the Contract Time. Any proposed adjustment in the Contract sum shall be prepared in accordance with Section 7.2.2. The Owner’s request shall include any revisions to the Drawings or Specifications necessary to define any changes in the Work. Within fifteen days of receiving the request, the Contractor shall submit the proposal to the Owner and Architect along with all documentation required by Section 7.6.

**7.2.4** If the Contractor requests a Change Order, the request shall set forth the proposed change in the Work and shall be prepared in accordance with Section 7.2.3. If the Contractor requests a change to the Work that involves a revision to either the Drawings or Specifications, the Contractor shall reimburse the Owner for any expenditures associated with the Architects’ review of the proposed revisions, except to the extent the revisions are accepted by execution of a Change Order.

**7.2.5** Agreement on any Change Order shall constitute a final settlement of all matters relating to the change in the Work that is the subject of the Change Order, including, but not limited to, any adjustments to the Contract Sum or the Contract Time.

**3.51** *Delete 7.3.3 and substitute the following:*

**7.3.3 PRICE ADJUSTMENTS**

**§ 7.3.3.1** If any Modification, including a Construction Change Directive, provides for an adjustment to the Contract Sum, the adjustment shall be based on whichever of the following methods is the most valid approximation of the actual cost to the contractor, with overhead and profit as allowed by Section 7.5:

- .1 Mutual acceptance of a lump sum;
- .2 Unit prices stated in the Contract Documents, except as provided in Section 7.3.4, or subsequently agreed upon;
- .3 Cost attributable to the events or situations under applicable clauses with adjustment of profits or fee, all as specified in the contract, or subsequently agreed upon by the parties, or by some other method as the parties may agree; or
- .4 As provided in Section 7.3.7.

**§ 7.3.3.2** Consistent with Section 7.6, costs must be properly itemized and supported by substantiating data sufficient to permit evaluation before commencement of the pertinent performance or as soon after that as practicable. All costs incurred by the Contractor must be justifiably compared with prevailing industry standards. Except as provided in Section 7.5, all adjustments to the Contract Price shall be limited to job specific costs and shall not include indirect costs, overhead, home office overhead, or profit.

**3.52** *Delete Section 7.3.7 and substitute the following:*

**7.3.7** If the Contractor does not respond promptly or disagrees with the method for adjustment in the Contract Sum, the Architect shall make an initial determination, consistent with Section 7.3.3, of the method and the adjustment on the basis of reasonable expenditures and savings of those performing the Work attributable to the change, including, in case of an increase in the Contract Sum, an amount for overhead and profit as set forth in Section 7.5. In such case, and also under Section 7.3.3.1.3, the Contractor shall keep and present, in such form as the Architect may prescribe, an itemized accounting together with appropriate supporting data. Unless otherwise provided in the Contract Documents, costs for the purposes of this Section 7.3.7 shall be limited to the following:

**OSE FORM 00811****STANDARD SUPPLEMENTARY CONDITIONS**

- .1 Costs of labor, including social security, old age and unemployment insurance, fringe benefits required by agreement or custom, and workers' compensation insurance;
- .2 Costs of materials, supplies and equipment, including cost of transportation, whether incorporated or consumed;
- .3 Rental costs of machinery and equipment, exclusive of hand tools, whether rented from the Contractor or others; and
- .4 Costs of premiums for all bonds and insurance, permit fees, and sales, use or similar taxes related to the Work.

**3.53** *Delete Section 7.3.8 and substitute the following:*

**7.3.8** Using the percentages stated in Section 7.5, any adjustment to the Contract Sum for deleted work shall include any overhead and profit attributable to the cost for the deleted Work.

**3.54** *Add the following Sections 7.5 and 7.6:***7.5 AGREED OVERHEAD AND PROFIT RATES**

**7.5.1** For any adjustment to the Contract Sum for which overhead and profit may be recovered, other than those made pursuant to Unit Prices stated in the Contract Documents, the Contractor agrees to charge and accept, as full payment for overhead and profit, the following percentages of costs attributable to the change in the Work. The percentages cited below shall be considered to include all indirect costs including, but not limited to: field and office managers, supervisors and assistants, incidental job burdens, small tools, and general overhead allocations. The allowable percentages for overhead and profit are as follows:

- .1 To the Contractor for work performed by the Contractor's own forces, 17% of the Contractor's actual costs.
- .2 To each Subcontractor for work performed by the Subcontractor's own forces, 17% of the subcontractor's actual costs.
- .3 To the Contractor for work performed by a subcontractor, 10% of the subcontractor's actual costs (not including the subcontractor's overhead and profit).

**7.6 PRICING DATA AND AUDIT****§ 7.6.1 Cost or Pricing Data.**

Upon request of the Owner or Architect, Contractor shall submit cost or pricing data prior to execution of a Modification which exceeds \$500,000. Contractor shall certify that, to the best of its knowledge and belief, the cost or pricing data submitted is accurate, complete, and current as of a mutually determined specified date prior to the date of pricing the Modification. Contractor's price, including profit, shall be adjusted to exclude any significant sums by which such price was increased because Contractor furnished cost or pricing data that was inaccurate, incomplete, or not current as of the date specified by the parties. Notwithstanding Subparagraph 9.10.4, such adjustments may be made after final payment to the Contractor.

**§ 7.6.2** Cost or pricing data means all facts that, as of the date specified by the parties, prudent buyers and sellers would reasonably expect to affect price negotiations significantly. Cost or pricing data are factual, not judgmental; and are verifiable. While they do not indicate the accuracy of the prospective contractor's judgment about estimated future costs or projections, they do include the data forming the basis for that judgment. Cost or pricing data are more than historical accounting data; they are all the facts that can be reasonably expected to contribute to the soundness of estimates of future costs and to the validity of determinations of costs already incurred.

**§ 7.6.3 Records Retention.**

As used in Section 7.6, the term "records" means any books or records that relate to cost or pricing data that Contractor is required to submit pursuant to Section 7.6.1. Contractor shall maintain records for three years from the date of final payment, or longer if requested by the chief procurement officer. The Owner may audit Contractor's records at reasonable times and places.

**OSE FORM 00811**  
**STANDARD SUPPLEMENTARY CONDITIONS**

---

**3.55** Delete Section 8.2.2 and substitute the following:

**8.2.2** The Contractor shall not knowingly commence operations on the site or elsewhere prior to the effective date of surety bonds and insurance required by Article 11 to be furnished by the Contractor and Owner. The date of commencement of the Work shall not be changed by the effective date of such surety bonds or insurance.

**3.56** Delete Section 8.3.1 and substitute the following:

**8.3.1** If the Contractor is delayed at any time in the commencement or progress of the Work by an act or neglect of the Owner or Architect, or of an employee of either, or of a separate contractor employed by the Owner; or by changes ordered in the Work; or by labor disputes, fire, unusual delay in deliveries, unavoidable casualties or other causes beyond the control of the Contractor and any subcontractor at any tier; or by delay authorized by the Owner pending dispute resolution; or by other causes that the Architect determines may justify delay, then to the extent such delay will prevent the Contractor from achieving Substantial Completion within the Contract Time and provided the delay (1) is not caused by the fault or negligence of the Contractor or a subcontractor at any tier and (2) is not due to unusual delay in the delivery of supplies, machinery, equipment, or services when such supplies, machinery, equipment, or services were obtainable from other sources in sufficient time for the Contractor to meet the required delivery, the Contract Time shall be extended by Change Order for such reasonable time as the Architect may determine.

**3.57** Insert the following at the end of Section 9.1:

All changes to the Contract Sum shall be adjusted in accordance with Section 7.3.3.

**3.58** Delete Section 9.2 and substitute the following:

**9.2 SCHEDULE OF VALUES**

**9.2.1** The Contractor shall submit to the Architect, within ten days of full execution of the Agreement, a schedule of values allocating the entire Contract Sum to the various portions of the Work and prepared in such form and supported by such data to substantiate its accuracy as the Architect may require. This schedule, unless objected to by the Architect, shall be used as a basis for reviewing the Contractor’s Applications for Payment. As requested by the Architect, the Contractor and each Subcontractor shall prepare a trade payment breakdown for the Work for which each is responsible, such breakdown being submitted on a uniform standardized format approved by the Architect and Owner. The breakdown shall be divided in detail, using convenient units, sufficient to accurately determine the value of completed Work during the course of the Project. The Contractor shall update the schedule of values as required by either the Architect or Owner as necessary to reflect:

- .1 the description of Work (listing labor and material separately);
- .2 the total value;
- .3 the percent and value of the Work completed to date;
- .4 the percent and value of previous amounts billed; and
- .5 the current percent completed and amount billed.

**9.2.2** Any schedule of values or trade breakdown that fails to include sufficient detail, is unbalanced, or exhibits "front-loading" of the value of the Work shall be rejected. If a schedule of values or trade breakdown is used as the basis for payment and later determined to be inaccurate, sufficient funds shall be withheld from future Applications for Payment to ensure an adequate reserve (exclusive of normal retainage) to complete the Work.

**3.59** Delete Section 9.3.1 and substitute the following:

Monthly, the Contractor shall submit to the Architect an itemized Application for Payment prepared in accordance with the schedule of values, if required under Section 9.2., for completed portions of the Work. Such application shall be notarized, if required, and supported by such data substantiating the Contractor’s right to payment as the Owner or Architect may require (such as copies of requisitions from Subcontractors and material suppliers) and shall reflect retainage and any other adjustments provided in Section 5 of the Agreement. If required by the Owner or Architect, the Application for Payment shall be accompanied by a current construction schedule.

**OSE FORM 00811**  
**STANDARD SUPPLEMENTARY CONDITIONS**

---

**3.60** In Section 9.3.2, add the following words to the end of the second sentence:

provided such materials or equipment will be subsequently incorporated in the Work

*Insert the following at the end of Section 9.3.2:*

The Contractor shall 1) protect such materials from diversion, vandalism, theft, destruction, and damage, 2) mark such materials specifically for use on the Project, and 3) segregate such materials from other materials at the storage facility. The Architect and the Owner shall have the right to make inspections of the storage areas at any time.

**3.61** *In Section 9.4.2, in the first sentence, after the words “Work has progressed to the point indicated,” insert the following:*

in both the Application for Payment and, if required to be submitted by the Contractor, the accompanying current construction schedule

*In the last sentence, delete the third item starting with “(3) reviewed copies” and ending with “Contractor’s right to payment,”*

**3.62** *In Section 9.5.1, in the first sentence, delete the word “may” after the opening words “The Architect” and substitute the word “shall.”*

*In Section 9.5.1, insert the following sentence after the first sentence:*

The Architect shall withhold a Certificate of Payment if the Application for Payment is not accompanied by the current construction schedule required by Section 3.10.1.

**3.63** *In Section 9.6.2, delete the word “The...” at the beginning of the first sentence and substitute the following:*

Pursuant to Chapter 6 of Title 29 of the South Carolina Code of Laws, as amended, the

**3.64** *Delete Section 9.7 and substitute following:*

**9.7 FAILURE OF PAYMENT**

If the Architect does not issue a Certificate for Payment to the Owner, through no fault of the Contractor, within seven days after receipt of the Contractor’s Application for Payment, or if the Owner does not pay the Contractor within seven days after the time established in the Contract Documents the amount certified by the Architect or awarded by a final dispute resolution order, then the Contractor may, upon seven additional days’ written notice to the Owner and Architect, stop the Work until payment of the amount owing has been received. The Contract Time shall be extended appropriately and the Contract Sum shall be increased, in accordance with the provisions of Section 7.3.3, by the amount of the Contractor’s reasonable costs of shut-down, delay and start-up, plus interest as provided for in the Contract Documents.

**3.65** *Insert the following words at the end of the sentence in Section 9.8.1:*

and when all required occupancy permits, if any, have been issued and copies of same have been delivered to the Owner.

**3.66** *In Section 9.8.2, insert the word “written” after the word “comprehensive” and before the word “list.”*

**3.67** *Delete Section 9.8.3 and substitute the following:*

**9.8.3.1** Upon receipt of the Contractor’s list, the Architect, with the Owner and any other person the Architect or the Owner choose, will make an inspection on a date and at a time mutually agreeable to the Architect, Owner, and Contractor, to determine whether the Work or designated portion thereof is substantially complete. The Contractor shall furnish access for the inspection and testing as provided in this Contract. The inspection shall include a



**OSE FORM 00811****STANDARD SUPPLEMENTARY CONDITIONS**

demonstration by the Contractor that all equipment, systems and operable components of the Work function properly and in accordance with the Contract Documents. If the Architect's inspection discloses any item, whether or not included on the Contractor's list, which is not sufficiently complete in accordance with the Contract Documents so that the Owner can occupy or utilize the Work or designated portion thereof for its intended use, the Contractor shall, before issuance of the Certificate of Substantial Completion, complete or correct such item upon notification by the Architect. In such case, the Contractor shall then submit a request for another inspection by the Architect to determine Substantial Completion. If more than one Substantial Completion inspection is required, the Contractor shall reimburse the Owner for all costs of reinspections or, at the Owner's option, the costs may be deducted from payments due to the Contractor.

**9.8.3.2** If the Architect and Owner concur in the Contractor's assessment that the Work or a portion of the Work is safe to occupy, the Owner and Contractor may arrange for a Certificate of Occupancy Inspection by OSE. The Owner, Architect, and Contractor shall be present at OSE's inspection. Upon verifying that the Work or a portion of the Work is substantially complete and safe to occupy, OSE will issue, as appropriate, a Full or Partial Certificate of Occupancy.

**3.68** *In the second sentence of Section 9.8.5, delete the words "and consent of surety, if any."*

**3.69** *In the first sentence of Section 9.9.1, delete the words "Section 11.3.1.5" and substitute the words "Section 11.3.1.3."*

**3.70** *Delete Section 9.10.1 and substitute the following:*

**9.10.1** Unless the parties agree otherwise in the Certificate of Substantial Completion, the Contractor shall achieve Final Completion no later than thirty days after Substantial Completion. Upon receipt of the Contractor's written notice that the Work is ready for final inspection and acceptance and upon receipt of a final Application for Payment, the Architect, with the Owner and any other person the Architect or the Owner choose, will make an inspection on a date and at a time mutually agreeable to the Architect, Owner, and Contractor, and, when the Architect finds the Work acceptable under the Contract Documents and the Contract fully performed, the Architect will promptly issue a final Certificate for Payment stating that to the best of the Architect's knowledge, information and belief, and on the basis of the Architect's on-site visits and inspections, the Work has been completed in accordance with terms and conditions of the Contract Documents and that the entire balance found to be due the Contractor and noted in the final Certificate is due and payable. The Architect's final Certificate for Payment will constitute a further representation that conditions listed in Section 9.10.2 as precedent to the Contractor's being entitled to final payment have been fulfilled. If more than one Final Completion inspection is required, the Contractor shall reimburse the Owner for all costs of reinspections or, at the Owner's option, the costs may be deducted from payments due to the Contractor. If the Contractor does not achieve final completion within thirty days after Substantial Completion or the timeframe agreed to by the parties in the Certificate of Substantial Completion, whichever is greater, the Contractor shall be responsible for any additional Architectural fees resulting from the delay.

**3.71** *Delete the first sentence of Section 9.10.2 and substitute the following:*

Neither final payment nor any remaining retained percentage shall become due until the Contractor submits to the Architect (1) an affidavit that payrolls, bills for materials and equipment, and other indebtedness connected with the Work for which the Owner or the Owner's property might be responsible or encumbered (less amounts withheld by Owner) have been paid or otherwise satisfied, (2) a certificate evidencing that insurance required by the Contract Documents to remain in force after final payment is currently in effect and will not be canceled or allowed to expire until at least 30 days' prior written notice has been given to the Owner, (3) a written statement that the Contractor knows of no substantial reason that the insurance will not be renewable to cover the period required by the Contract Documents, (4) consent of surety, if any, to final payment (5), if required by the Owner, other data establishing payment or satisfaction of obligations, such as receipts, releases and waivers of liens, claims, security interests or encumbrances arising out of the Contract, to the extent and in such form as may be designated by the Owner, (6) required Training Manuals, (7) equipment Operations and Maintenance Manuals, (8) any certificates of testing, inspection or approval required by the Contract Documents and not previously provided (9) all warranties and guarantees required under or pursuant to the Contract Documents, and (10) one copy of the Documents required by Section 3.11.

**OSE FORM 00811**

**STANDARD SUPPLEMENTARY CONDITIONS**

---

**3.72** Delete the first sentence of Section 9.10.3 and substitute the following:

If, after Substantial Completion of the Work, final completion thereof is delayed 60 days through no fault of the Contractor or by issuance of Change Orders affecting final completion, and the Architect so confirms, the Owner shall, upon application by the Contractor and certification by the Architect, and without terminating the Contract, make payment of the balance due for that portion of the Work fully completed and accepted.

**3.73** Delete Section 9.10.5 and substitute the following:

**§9.10.5** Acceptance of final payment by the Contractor, a Subcontractor or material supplier shall constitute a waiver of claims by that payee except those specific claims in stated amounts that have been previously made in writing and identified by that payee as unsettled at the time of final Application for Payment.

**3.74** Add the following Section 9.10.6:

**9.10.6** If OSE has not previously issued a Certificate of Occupancy for the entire Project, the Parties shall arrange for a representative of OSE to participate in the Final Completion Inspection. Representatives of the State Fire Marshal’s Office and other authorities having jurisdiction may be present at the Final Completion Inspection or otherwise inspect the completed Work and advise the Owner whether the Work meets their respective requirements for the Project.

**3.75** Delete Section 10.3.1 and substitute the following:

**10.3.1** If the Contractor encounters a hazardous material or substance which was not discoverable as provided in Section 3.2.1 and not required by the Contract Documents, and if reasonable precautions will be inadequate to prevent foreseeable bodily injury or death to persons or serious loss to real or personal property resulting from such material or substance encountered on the site by the Contractor, the Contractor shall, upon recognizing the condition, immediately stop Work in the affected area and report the condition to the Owner and Architect in writing. Hazardous materials or substances are those hazardous, toxic, or radioactive materials or substances subject to regulations by applicable governmental authorities having jurisdiction, such as, but not limited to, the S.C. Department of Health and Environmental Control, the U.S. Environmental Protection Agency, and the U.S. Nuclear Regulatory Commission.

**3.76** Insert the following at the end of Section 10.3.2:

In the absence of agreement, the Architect will make an interim determination regarding any delay or impact on the Contractor’s additional costs. The Architect’s interim determination of cost shall adjust the Contract Sum on the same basis as a Change Order, subject to the right of either party to disagree and assert a Claim in accordance with Article 15. Any adjustment in the Contract Sum shall be determined in accordance with Section 7.3.3.

**3.77** Delete Section 10.3.3 and substitute the following:

**10.3.3** The Work in the affected area shall be resumed immediately following the occurrence of any one of the following events: (a) the Owner causes remedial work to be performed that results in the absence of hazardous materials or substances; (b) the Owner and the Contractor, by written agreement, decide to resume performance of the Work; or (c) the Work may safely and lawfully proceed, as determined by an appropriate governmental authority or as evidenced by a written report to both the Owner and the Contractor, which is prepared by an environmental engineer reasonably satisfactory to both the Owner and the Contractor.

**3.78** In Section 10.3.5, delete the word “The” at the beginning of the sentence and substitute the following:

In addition to its obligations under Section 3.18, the

**3.79** Delete the language of Section 10.3.6 and substitute the word “Reserved.”

**OSE FORM 00811**  
**STANDARD SUPPLEMENTARY CONDITIONS**

**3.80** *Insert the following at the end of Section 10.4:*

The Contractor shall immediately give the Architect notice of the emergency. This initial notice may be oral followed within five days by a written notice setting forth the nature and scope of the emergency. Within fourteen days of the start of the emergency, the Contractor shall give the Architect a written estimate of the cost and probable effect of delay on the progress of the Work.

**3.81** *Delete 11.1.2 and substitute the following:*

**11.1.2** The insurance required by Section 11.1.1 shall be written for not less than limits of liability specified below or required by law, whichever coverage is greater. Coverages shall be written on an occurrence basis and shall be maintained without interruption from the date of commencement of the Work until the date of final payment and termination of any coverage required to be maintained after final payment, and, with respect to the Contractor’s completed operations coverage, until the expiration of the period for correction of Work or for such other period for maintenance of completed operations coverage as specified in the Contract Documents.

- (1) COMMERCIAL GENERAL LIABILITY:
  - (a) General Aggregate (per project) ..... \$1,000,000
  - (b) Products/Completed Operations ..... \$1,000,000
  - (c) Personal and Advertising Injury ..... \$1,000,000
  - (d) Each Occurrence ..... \$1,000,000
  - (e) Fire Damage (Any one fire) ..... \$50,000
  - (f) Medical Expense (Any one person) ..... \$5,000
  
- (2) BUSINESS AUTO LIABILITY (including All Owned, Non-owned, and Hired Vehicles):
  - (a) Combined Single Limit ..... \$1,000,000
  
- (3) WORKER’S COMPENSATION:
  - (a) State Statutory
  - (b) Employers Liability ..... \$100,000 Per Acc.  
 ..... \$500,000 Disease, Policy Limit  
 ..... \$100,000 Disease, Each Employee

In lieu of separate insurance policies for Commercial General Liability, Business Auto Liability, and Employers Liability, the Contractor may provide an umbrella policy meeting or exceeding all coverage requirements set forth in this Section 11.1.2. The umbrella policy limits shall not be less than \$3,000,000.

**3.82** *Delete Section 11.1.3 and substitute the following:*

**11.1.3** Prior to commencement of the Work, and thereafter upon replacement of each required policy of insurance, Contractor shall provide to the Owner a written endorsement to the Contractor’s general liability insurance policy that:

- (i) names the Owner as an additional insureds for claims caused in whole or in part by the Contractor’s negligent acts or omissions during the Contractor’s operations;
- (ii) provides that no material alteration, cancellation, non-renewal, or expiration of the coverage contained in such policy shall have effect unless all additional insureds have been given at least ten (10) days prior written notice of cancellation for non-payment of premiums and thirty (30) days prior written notice of cancellation for any other reason; and
- (iii) provides that the Contractor’s liability insurance policy shall be primary, with any liability insurance of the Owner as secondary and noncontributory.

Prior to commencement of the Work, and thereafter upon renewal or replacement of each required policy of insurance, Contractor shall provide to the Owner a signed, original certificate of liability insurance (ACORD 25). Consistent with this Section 11.1, the certificate shall identify the types of insurance, state the limits of liability for each type of coverage, name the Owner a Consultants as Certificate Holder, provide that the general aggregate limit applies per project, and provide that coverage is written on an occurrence basis. Both the certificates and the

**OSE FORM 00811**

**STANDARD SUPPLEMENTARY CONDITIONS**

endorsements must be received directly from either the Contractor's insurance agent or the insurance company. An additional certificate evidencing continuation of liability coverage, including coverage for completed operations, naming the Owner as an additional insured for claims made under the Contractor's completed operations, and otherwise meeting the above requirements, shall be submitted with the final Application for Payment as required by Section 9.10.2 and thereafter upon renewal or replacement of such coverage until the expiration of the time required by Section 11.1.2. Information concerning reduction of coverage on account of revised limits or claims paid under the General Aggregate, or both, shall be furnished by the Contractor with reasonable promptness.

**3.83** *Delete Section 11.1.4 and substitute the following:*

**11.1.4** A failure by the Owner either (i) to demand a certificate of insurance or written endorsement required by Section 11.1, or (ii) to reject a certificate or endorsement on the grounds that it fails to comply with Section 11.1 shall not be considered a waiver of Contractor's obligations to obtain the required insurance.

**3.84** *In Section 11.3.1, delete the first sentence and substitute the following:*

Unless otherwise provided in the Contract Documents, the Contractor shall purchase and maintain, in a company or companies lawfully authorized to do business in the jurisdiction in which the Project is located, property insurance written on a builder's risk "all-risk" or equivalent policy form in the amount of the initial Contract Sum, plus value of subsequent Contract Modifications and cost of materials supplied or installed by others, comprising total value for the entire Project at the site on a replacement cost basis.

**3.85** *Delete the language of Section 11.3.1.2 and substitute the word "Reserved."*

**3.86** *Delete the language of Section 11.3.1.3 and substitute the word "Reserved."*

**3.87** *Delete Section 11.3.2 and substitute the following:*

**11.3.2 BOILER AND MACHINERY INSURANCE**

The Contractor shall purchase and maintain boiler and machinery insurance required by the Contract Documents or by law, which shall specifically cover such insured objects during installation and until final acceptance by the Owner; this insurance shall include interests of the Owner, Contractor, Subcontractors and Sub-subcontractors in the Work, and the Owner and Contractor shall both be named insureds.

**3.88** *Delete Section 11.3.3 and substitute the following:*

**11.3.3 LOSS OF USE INSURANCE**

The Owner, at the Owner's option, may purchase and maintain such insurance as will insure the Owner against loss of use of the Owner's property due to fire or other hazards, however caused. To the extent any losses are covered and paid for by such insurance, the Owner waives all rights of action against the Contractor for loss of use of the Owner's property, including consequential losses due to fire or other hazards however caused.

**3.89** *Delete Section 11.3.4 and substitute the following:*

**11.3.4** If the Owner requests in writing that insurance for risks other than those described herein or other special causes of loss be included in the property insurance policy, the Contractor shall, if possible, include such insurance, and the cost thereof shall be charged to the Owner by appropriate Change Order.

**3.90** *Delete the language of Section 11.3.5 and substitute the word "Reserved."*

**3.91** *Delete Section 11.3.6 and substitute the following:*

**11.3.6** Before an exposure to loss may occur, the Contractor shall file with the Owner a copy of each policy that includes insurance coverages required by this Section 11.3. Each policy shall contain all generally applicable conditions, definitions, exclusions and endorsements related to this Project. Each policy shall contain a provision that the policy will not be canceled or allowed to expire, and that its limits will not be reduced, until at least 30 days' prior written notice has been given to the Owner.

**OSE FORM 00811**

**STANDARD SUPPLEMENTARY CONDITIONS**

**3.92** Delete the first sentence of Section 11.3.7 and substitute the following:

The Owner and Contractor waive all rights against (1) each other and any of their subcontractors, sub-subcontractors, agents and employees, each of the other, and (2) the Architect, Architect’s consultants, separate contractors described in Article 6, if any, and any of their subcontractors, sub-subcontractors, agents and employees, for damages caused by fire or other causes of loss to the extent the property insurance provided by the Contractor pursuant to this Section 11.3 covers and pays for the damage, except such rights as they have to proceeds of such insurance held by the Contractor as fiduciary.

**3.93** Delete the first sentence of Section 11.3.8 and substitute the following:

A loss insured under the Contractor’s property insurance shall be adjusted by the Contractor as fiduciary and made payable to the Contractor as fiduciary for the insureds, as their interests may appear, subject to requirements of any applicable mortgagee clause and of Section 11.3.10.

**3.94** Delete Section 11.3.9 and substitute the following:

**11.3.9** If required in writing by a party in interest, the Contractor as fiduciary shall, upon occurrence of an insured loss, give bond for proper performance of the Contractor’s duties. The cost of required bonds shall be charged against proceeds received as fiduciary. The Contractor shall deposit in a separate account proceeds so received, which the Contractor shall distribute in accordance with such agreement as the parties in interest may reach. If after such loss no other special agreement is made and unless the Owner terminates the Contract for convenience, replacement of damaged property shall be performed by the Contractor.

**3.95** Delete Section 11.3.10 and substitute the following:

**11.3.10** The Contractor as fiduciary shall have power to adjust and settle a loss with insurers unless one of the parties in interest shall object in writing within five days after occurrence of loss to the Contractor’s exercise of this power; if such objection is made, the dispute shall be resolved in the manner provided in the contract between the parties in dispute as the method of binding dispute resolution. The Contractor as fiduciary shall make settlement with insurers or, in the case of a dispute over distribution of insurance proceeds, in accordance with a final order or determination issued by the appropriate authority having jurisdiction over the dispute..

**3.96** Delete Section 11.4.1 and substitute the following:

**11.4.1** Before commencing any services hereunder, the Contractor shall provide the Owner with Performance and Payment Bonds, each in an amount not less than the Contract Price set forth in Article 4 of the Agreement. The Surety shall have, at a minimum, a "Best Rating" of "A" as stated in the most current publication of "Best's Key Rating Guide, Property-Casualty". In addition, the Surety shall have a minimum "Best Financial Strength Category" of "Class V", and in no case less than five (5) times the contract amount. The Performance Bond shall be written on Form SE-355, "Performance Bond" and the Payment Bond shall written on Form SE-357, "Labor and Material Payment Bond", and both shall be made payable to the Owner.

**3.97** Delete Section 11.4.2 and substitute the following:

**11.4.2** The Performance and Labor and Material Payment Bonds shall:

- .1** be issued by a surety company licensed to do business in South Carolina;
- .2** be accompanied by a current power of attorney and certified by the attorney-in-fact who executes the bond on the behalf of the surety company; and
- .3** remain in effect for a period not less than one (1) year following the date of Substantial Completion or the time required to resolve any items of incomplete Work and the payment of any disputed amounts, whichever time period is longer.

**OSE FORM 00811****STANDARD SUPPLEMENTARY CONDITIONS**

---

**3.98** *Add the following Sections 11.4.3 and 11.4.4:*

**11.4.3** Any bonds required by this Contract shall meet the requirements of the South Carolina Code of Laws and Regulations, as amended.

**11.4.4** Upon the request of any person or entity appearing to be a potential beneficiary of bonds covering payment of obligations arising under the Contract, the Contractor shall promptly furnish a copy of the bonds or shall authorize a copy to be furnished.

**3.99** *Delete Section 12.1.1 and substitute the following:*

**12.1.1** If a portion of the Work is covered contrary to the requirements specifically expressed in the Contract Documents, including inspections of work-in-progress required by all authorities having jurisdiction over the Project, it must, upon demand of the Architect or authority having jurisdiction, be uncovered for observation and be replaced at the Contractor's expense without change in the Contract Time.

**3.100** *In Section 12.2.2.1, delete the words "and to make a claim for breach of warranty" at the end of the third sentence.*

**3.101** *In Section 12.2.2.3, add the following to the end of the sentence:*

unless otherwise provided in the Contract Documents.

**3.102** *Insert the following at the end of Section 12.2.4:*

If, prior to the date of Substantial Completion, the Contractor, a Subcontractor, or anyone for whom either is responsible, uses or damages any portion of the Work, including, without limitation, mechanical, electrical, plumbing, and other building systems, machinery, equipment, or other mechanical device, the Contractor shall cause such item to be restored to "like new" condition at no expense to the Owner.

**3.103** *Delete Section 13.1 and substitute the following:*

**13.1 GOVERNING LAW**

The Contract, any dispute, claim, or controversy relating to the Contract, and all the rights and obligations of the parties shall, in all respects, be interpreted, construed, enforced and governed by and under the laws of the State of South Carolina, except its choice of law rules.

**3.104** *Delete Section 13.2, including its Sub-Sections 13.2.1 and 13.2.2, and substitute the following:*

**13.2 SUCCESSORS AND ASSIGNS**

The Owner and Contractor respectively bind themselves, their partners, successors, assigns and legal representatives to covenants, agreements and obligations contained in the Contract Documents. Neither party to the Contract shall assign the Contract as a whole, or in part, without written consent of the other and then only in accordance with and as permitted by Regulation 19-445.2180 of the South Carolina Code of Regulations, as amended. If either party attempts to make such an assignment without such consent, that party shall nevertheless remain legally responsible for all obligations under the Contract.

**3.105** *Delete Section 13.3 and substitute the following:*

**13.3 WRITTEN NOTICE**

Unless otherwise permitted herein, all notices contemplated by the Contract Documents shall be in writing and shall be deemed given:

- .1** upon actual delivery, if delivery is by hand;
- .2** upon receipt by the transmitting party of confirmation or reply, if delivery is by electronic mail, facsimile, telex or telegram;
- .3** upon receipt, if delivery is by the United States mail.

## OSE FORM 00811

### STANDARD SUPPLEMENTARY CONDITIONS

Notice to Contractor shall be to the address provided in Section 8.3.2 of the Agreement. Notice to Owner shall be to the address provided in Section 8.2.2 of the Agreement. Either party may designate a different address for notice by giving notice in accordance with this paragraph.

**3.106** *In Section 13.4.1, insert the following at the beginning of the sentence:*

Unless expressly provided otherwise,

**3.107** *Add the following Section 13.4.3:*

**13.4.3** Notwithstanding Section 9.10.4, the rights and obligations which, by their nature, would continue beyond the termination, cancellation, rejection, or expiration of this contract shall survive such termination, cancellation, rejection, or expiration, including, but not limited to, the rights and obligations created by the following clauses:

**1.5** Ownership and Use of Drawings, Specifications and Other Instruments of Service;

**3.5** Warranty

**3.17** Royalties, Patents and Copyrights

**3.18** Indemnification

**7.6** Cost or Pricing Data

**11.1** Contractor's Liability Insurance

**11.4** Performance and Payment Bond

**15.1.6** Claims for Listed Damages

**15.1.7** Waiver of Claims Against the Architect

**15.6** Dispute Resolution

**15.4** Service of Process

**3.108** *Delete Section 13.6 and substitute the following:*

#### **13.6 INTEREST**

Payments due to the Contractor and unpaid under the Contract Documents shall bear interest only if and to the extent allowed by Title 29, Chapter 6, Article 1 of the South Carolina Code of Laws. Amounts due to the Owner shall bear interest at the rate of one percent a month or a pro rata fraction thereof on the unpaid balance as may be due.

**3.109** *Delete the language of Section 13.7 and substitute the word "Reserved."*

**3.110** *Add the following Sections 13.8 through 13.16:*

#### **13.8 PROCUREMENT OF MATERIALS BY OWNER**

The Contractor accepts assignment of all purchase orders and other agreements for procurement of materials and equipment by the Owner that are identified as part of the Contract Documents. The Contractor shall, upon delivery, be responsible for the storage, protection, proper installation, and preservation of such Owner purchased items, if any, as if the Contractor were the original purchaser. The Contract Sum includes, without limitation, all costs and expenses in connection with delivery, storage, insurance, installation, and testing of items covered in any assigned purchase orders or agreements. Unless the Contract Documents specifically provide otherwise, all Contractor warranty of workmanship and correction of the Work obligations under the Contract Documents shall apply to the Contractor's installation of and modifications to any Owner purchased items,.

#### **13.9 INTERPRETATION OF BUILDING CODES**

As required by Title 10, Chapter 1, Section 180 of the South Carolina Code of Laws, as amended, OSE shall determine the enforcement and interpretation of all building codes and referenced standards on state buildings. The Contractor shall refer any questions, comments, or directives from local officials to the Owner and OSE for resolution.

**OSE FORM 00811****STANDARD SUPPLEMENTARY CONDITIONS**

---

**13.10 MINORITY BUSINESS ENTERPRISES**

Contractor shall notify Owner of each Minority Business Enterprise (MBE) providing labor, materials, equipment, or supplies to the Project under a contract with the Contractor. Contractor's notification shall be via the first monthly status report submitted to the Owner after execution of the contract with the MBE. For each such MBE, the Contractor shall provide the MBE's name, address, and telephone number, the nature of the work to be performed or materials or equipment to be supplied by the MBE, whether the MBE is certified by the South Carolina Office of Small and Minority Business Assistance, and the value of the contract.

**13.11 SEVERABILITY**

If any provision or any part of a provision of the Contract Documents shall be finally determined to be superseded, invalid, illegal, or otherwise unenforceable pursuant to any applicable Legal Requirements, such determination shall not impair or otherwise affect the validity, legality, or enforceability of the remaining provision or parts of the provision of the Contract Documents, which shall remain in full force and effect as if the unenforceable provision or part were deleted.

**13.12 ILLEGAL IMMIGRATION**

Contractor certifies and agrees that it will comply with the applicable requirements of Title 8, Chapter 14 of the South Carolina Code of Laws and agrees to provide to the State upon request any documentation required to establish either: (a) that Title 8, Chapter 14 is inapplicable both to Contractor and its subcontractors or sub-subcontractors; or (b) that Contractor and its subcontractors or sub-subcontractors are in compliance with Title 8, Chapter 14. Pursuant to Section 8-14-60, "A person who knowingly makes or files any false, fictitious, or fraudulent document, statement, or report pursuant to this chapter is guilty of a felony, and, upon conviction, must be fined within the discretion of the court or imprisoned for not more than five years, or both." Contractor agrees to include in any contracts with its subcontractors language requiring its subcontractors to (a) comply with the applicable requirements of Title 8, Chapter 14, and (b) include in their contracts with the sub-subcontractors language requiring the sub-subcontractors to comply with the applicable requirements of Title 8, Chapter 14. (An overview is available at [www.procurement.sc.gov](http://www.procurement.sc.gov))

**13.13 SETOFF**

The Owner shall have all of its common law, equitable, and statutory rights of set-off.

**13.14 DRUG-FREE WORKPLACE**

The Contractor certifies to the Owner that Contractor will provide a Drug-Free Workplace, as required by Title 44, Chapter 107 of the South Carolina Code of Laws, as amended.

**13.15 FALSE CLAIMS**

According to the S.C. Code of Laws § 16-13-240, "a person who by false pretense or representation obtains the signature of a person to a written instrument or obtains from another person any chattel, money, valuable security, or other property, real or personal, with intent to cheat and defraud a person of that property is guilty" of a crime.

**13.16 NON-INDEMNIFICATION:**

Any term or condition is void to the extent it requires the State to indemnify anyone. It is unlawful for a person charged with disbursements of state funds appropriated by the General Assembly to exceed the amounts and purposes stated in the appropriations. (§ 11-9-20) It is unlawful for an authorized public officer to enter into a contract for a purpose in which the sum is in excess of the amount appropriated for that purpose. It is unlawful for an authorized public officer to divert or appropriate the funds arising from any tax levied and collected for any one fiscal year to the payment of an indebtedness contracted or incurred for a previous year. (§ 11-1-40)

**3.111** *Delete Section 14.1.1 and substitute the following:*

**14.1.1** The Contractor may terminate the Contract if the Work is stopped for a period of 45 consecutive days through no act or fault of the Contractor or a Subcontractor, Sub-subcontractor or their agents or employees or any other persons or entities performing portions of the Work under direct or indirect contract with the Contractor, for any of the following reasons:

- .1** Issuance of an order of a court or other public authority having jurisdiction that requires substantially all Work to be stopped; or



**OSE FORM 00811****STANDARD SUPPLEMENTARY CONDITIONS**

- .2 An act of government, such as a declaration of national emergency that requires substantially all Work to be stopped.
- .3 Because the Architect has not issued a Certificate for Payment and has not notified the Contractor of the reason for withholding certification as provided in Section 9.4.1, or because the Owner has not made payment on a Certificate for Payment within the time stated in the Contract Documents and the Contractor has stopped work in accordance with Section 9.7

**3.112** *Insert the following at the end of Section 14.1.3:*

Any adjustment to the Contract Sum pursuant to this Section shall be made in accordance with the requirements of Article 7.

**3.113** *In Section 14.1.4, replace the word “repeatedly” with the word “persistently.”***3.114** *Delete Section 14.2.1 and substitute the following:***14.2.1** The Owner may terminate the Contract if the Contractor

- .1 repeatedly refuses or fails to supply enough properly skilled workers or proper materials, or otherwise fails to prosecute the Work, or any separable part of the Work, with the diligence, resources and skill that will ensure its completion within the time specified in the Contract Documents, including any authorized adjustments;
- .2 fails to make payment to Subcontractors for materials or labor in accordance with the Contract Documents and the respective agreements between the Contractor and the Subcontractors;
- .3 repeatedly disregards applicable laws, statutes, ordinances, codes, rules and regulations, or lawful orders of a public authority; or
- .4 otherwise is guilty of substantial breach of a provision of the Contract Documents.

**3.115** *In Section 14.2.2, delete the parenthetical statement “, upon certification by the Initial Decision Maker that sufficient cause exists to justify such action,” immediately following the word “Owner” in the first line.***3.116** *In Section 14.2.4, replace the words “Initial Decision Maker” with the word “Architect”***3.117** *Add the following Section 14.2.5:*

**14.2.5** If, after termination for cause, it is determined that the Owner lacked justification to terminate under Section 14.2.1, or that the Contractor’s default was excusable, the rights and obligations of the parties shall be the same as if the termination had been issued for the convenience of the Owner under Section 14.4.

**3.118** *Delete the second sentence of Section 14.3.2 and substitute the following:*

Any adjustment to the Contract Sum made pursuant to this section shall be made in accordance with the requirements of Article 7.3.3.

**3.119** *Delete Section 14.4.1 and substitute the following:*

**14.4.1** The Owner may, at any time, terminate the Contract, in whole or in part for the Owner’s convenience and without cause. The Owner shall give written notice of the termination to the Contractor specifying the part of the Contract terminated and when termination becomes effective.

**3.120** *Delete Section 14.4.2 and substitute the following:*

**14.4.2** Upon receipt of written notice from the Owner of such termination for the Owner’s convenience, the Contractor shall

- .1 cease operations as directed by the Owner in the notice;
- .2 take actions necessary, or that the Owner may direct, for the protection and preservation of the Work;

**OSE FORM 00811**

**STANDARD SUPPLEMENTARY CONDITIONS**

- .3 except for Work directed to be performed prior to the effective date of termination stated in the notice, terminate all existing subcontracts and purchase orders and enter into no further subcontracts and purchase orders; and
- .4 complete the performance of the Work not terminated, if any.

**3.121** *Delete Section 14.4.3 and substitute the following:*

**14.4.3** In case of such termination for the Owner’s convenience, the Contractor shall be entitled to receive payment for Work executed, costs incurred by reason of such termination, and any other adjustments otherwise allowed by the Contract. Any adjustment to the Contract Sum made pursuant to this Section 14.4 shall be made in accordance with the requirements of Article 7.3.3.

**3.122** *Add the following Sections 14.4.4, 14.4.5, and 14.5:*

**14.4.4** Contractor's failure to include an appropriate termination for convenience clause in any subcontract shall not (i) affect the Owner's right to require the termination of a subcontract, or (ii) increase the obligation of the Owner beyond what it would have been if the subcontract had contained an appropriate clause.

**14.4.5** Upon written consent of the Contractor, the Owner may reinstate the terminated portion of this Contract in whole or in part by amending the notice of termination if it has been determined that:

- .1 the termination was due to withdrawal of funding by the General Assembly, Governor, or Budget and Control Board or the need to divert project funds to respond to an emergency as defined by Regulation 19-445.2110(B) of the South Carolina Code of Regulations, as amended;
- .2 funding for the reinstated portion of the work has been restored;
- .3 circumstances clearly indicate a requirement for the terminated work; and
- .4 reinstatement of the terminated work is advantageous to the Owner.

**14.5 CANCELLATION AFTER AWARD BUT PRIOR TO PERFORMANCE**

Pursuant to Title 11, Chapter 35 and Regulation 19-445.2085 of the South Carolina Code of Laws and Regulations, as amended, this contract may be canceled after award but prior to performance.

**3.123** *Insert the following sentence after the second sentence of Section 15.1.1:*

A voucher, invoice, payment application or other routine request for payment that is not in dispute when submitted is not a Claim under this definition.

**3.124** *Delete Section 15.1.2 and substitute the following:*

**15.1.2 NOTICE OF CLAIMS**

Claims by either the Owner or Contractor must be initiated by written notice to the other party and to the Architect. Such notice shall include sufficient information to advise the Architect and other party of the circumstances giving rise to the claim, the specific contractual adjustment or relief requested and the basis of such request. Claims by either party arising prior to the date final payment is due must be initiated within 21 days after occurrence of the event giving rise to such Claim or within 21 days after the claimant first recognizes the condition giving rise to the Claim, whichever is later except as stated for adverse weather days in Section 15.1.5.2. By failing to give written notice of a Claim within the time required by this Section, a party expressly waives its claim.

**3.125** *Delete Section 15.1.3 and substitute the following:*

**15.1.3 CONTINUING CONTRACT PERFORMANCE**

Pending final resolution of a Claim, including any administrative review allowed under Section 15.6, except as otherwise agreed in writing or as provided in Section 9.7 and Article 14, the Contractor shall proceed diligently with performance of the Contract and the Owner shall continue to make payments in accordance with the Contract Documents. The Architect will issue Certificates for Payment in accordance with the initial decisions and determinations of the Architect.

**OSE FORM 00811**  
**STANDARD SUPPLEMENTARY CONDITIONS**

---

**3.126** *Insert the following at the end of Section 15.1.5.1:*

Claims for an increase in the Contract Time shall be based on one additional calendar day for each full calendar day that the Contractor is prevented from working.

**3.127** *Insert the following Sub-Sections at the end of Section 15.1.5.2:*

- .1** Claims for adverse weather shall be based on actual weather conditions at the job site or other place of performance of the Work, as documented in the Contractor's job site log.
- .2** For the purpose of this Contract, a total of five (5) calendar days per calendar month (non-cumulative) shall be anticipated as "adverse weather" at the job site, and such time will not be considered justification for an extension of time. If, in any month, adverse weather develops beyond the five (5) days, the Contractor shall be allowed to claim additional days to compensate for the excess weather delays only to the extent of the impact on the approved construction schedule. The remedy for this condition is for an extension of time only and is exclusive of all other rights and remedies available under the Contract Documents or imposed or available by law.
- .3** The Contractor shall submit monthly with their pay application all claims for adverse weather conditions that occurred during the previous month. The Architect shall review each monthly submittal in accordance with Section 15.5 and inform the Contractor and the Owner promptly of its evaluation. Approved days shall be included in the next Change Order issued by the Architect. Adverse weather conditions not claimed within the time limits of this Subparagraph shall be considered to be waived by the Contractor. Claims will not be allowed for adverse weather days that occur after the scheduled (original or adjusted) date of Substantial Completion.

**3.128** *Delete Section 15.1.6 and substitute the following:*

**15.1.6 CLAIMS FOR LISTED DAMAGES**

Notwithstanding any other provision of the Contract Documents, including Section 1.2.1, but subject to a duty of good faith and fair dealing, the Contractor and Owner waive Claims against each other for listed damages arising out of or relating to this Contract.

**15.1.6.1** For the Owner, listed damages are (i) lost revenue and profit, (ii) losses resulting from injury to business or reputation, (iii) additional or escalated overhead and administration expenses, (iv) additional financing costs, (v) costs suffered by a third party unable to commence work, (vi) attorney's fees, (vii) any interest, except to the extent allowed by Section 13.6 (Interest), (viii) lost revenue and profit for lost use of the property, (ix) costs resulting from lost productivity or efficiency.

**15.1.6.2** For the Contractor, listed damages are (i) lost revenue and profit, (ii) losses resulting from injury to business or reputation, (iii) additional or escalated overhead and administration expenses, (iv) additional financing costs, (v) attorney's fees, (vi) any interest, except to the extent allowed by Section 13.6 (Interest); (vii) unamortized equipment costs; and, (viii) losses incurred by subcontractors for the types of damages the Contractor has waive as against the Owner. Without limitation, this mutual waiver is applicable to all damages due to either party's termination in accordance with Article 14. Nothing contained in this Section shall be deemed to preclude an award of liquidated damages, when applicable, in accordance with the requirements of the Contract Documents. This mutual waiver is not applicable to amounts due or obligations under Section 3.18 (Indemnification).

**3.129** *Add the following Section 15.1.7:*

**15.1.7 WAIVER OF CLAIMS AGAINST THE ARCHITECT**

Notwithstanding any other provision of the Contract Documents, including Section 1.2.1, but subject to a duty of good faith and fair dealing, the Contractor waives all claims against the Architect and any other design professionals who provide design and/or project management services to the Owner, either directly or as independent contractors or subcontractors to the Architect, for listed damages arising out of or relating to this Contract. The listed damages are (i) lost revenue and profit, (ii) losses resulting from injury to business or reputation, (iii) additional or escalated overhead and administration expenses, (iv) additional financing costs, (v)

**OSE FORM 00811****STANDARD SUPPLEMENTARY CONDITIONS**

attorney's fees, (vi) any interest; (vii) unamortized equipment costs; and, (viii) losses incurred by subcontractors for the types of damages the Contractor has waived as against the Owner. This mutual waiver is not applicable to amounts due or obligations under Section 3.18 (Indemnification).

**3.130** *Delete the language of Sections 15.2, 15.3, and 15.4, including all Sub-Sections, and substitute the word "Reserved" for the deleted language of each Section and Sub-Section.*

**3.131** *Add the following Sections 15.5 and 15.6 with their sub-sections:*

**15.5 CLAIM AND DISPUTES - DUTY OF COOPERATION, NOTICE, AND ARCHITECTS****INITIAL DECISION**

**15.5.1** Contractor and Owner are fully committed to working with each other throughout the Project to avoid or minimize claims. To further this goal, Contractor and Owner agree to communicate regularly with each other and the Architect at all times notifying one another as soon as reasonably possible of any issue that if not addressed may cause loss, delay, and/or disruption of the Work. If claims do arise, Contractor and Owner each commit to resolving such claims in an amicable, professional, and expeditious manner to avoid unnecessary losses, delays, and disruptions to the Work.

**15.5.2** Claims shall first be referred to the Architect for initial decision. An initial decision shall be required as a condition precedent to resolution pursuant to Section 15.6 of any Claim arising prior to the date of final payment, unless 30 days have passed after the Claim has been referred to the Architect with no decision having been rendered, or after all the Architect's requests for additional supporting data have been answered, whichever is later. The Architect will not address claims between the Contractor and persons or entities other than the Owner.

**15.5.3** The Architect will review Claims and within ten days of the receipt of a Claim (1) request additional supporting data from the claimant or a response with supporting data from the other party or (2) render an initial decision in accordance with Section 15.5.5.

**15.5.4** If the Architect requests a party to provide a response to a Claim or to furnish additional supporting data, such party shall respond, within ten days after receipt of such request, and shall either (1) provide a response on the requested supporting data, (2) advise the Architect when the response or supporting data will be furnished or (3) advise the Architect that all supporting data has already been provided. Upon receipt of the response or supporting data, the Architect will render an initial decision in accordance with Section 15.5.5.

**15.5.5** The Architect will render an initial decision in writing; (1) stating the reasons therefor; and (2) notifying the parties of any change in the Contract Sum or Contract Time or both. The Architect will deliver the initial decision to the parties within two weeks of receipt of any response or supporting data requested pursuant to Section 16.4, or within such longer period as may be mutually agreeable to the parties. If the parties accept the initial decision, the Architect shall prepare a Change Order with appropriate supporting documentation for the review and approval of the parties and the Office of State Engineer. If either the Contractor, Owner, or both, disagree with the initial decision, the Contractor and Owner shall proceed with dispute resolution in accordance with the provisions of Section 15.6.

**15.5.6** In the event of a Claim against the Contractor, the Owner may, but is not obligated to, notify the surety, if any, of the nature and amount of the Claim. If the Claim relates to a possibility of a Contractor's default, the Owner may, but is not obligated to, notify the surety and request the surety's assistance in resolving the controversy.

**15.6 DISPUTE RESOLUTION**

**15.6.1** If a claim is not resolved pursuant to Section 15.5 to the satisfaction of either party, both parties shall attempt to resolve the dispute at the field level through discussions between Contractor's Representative and Owner's Representative. If a dispute cannot be resolved through Contractor's Representative and Owner's Representative, then the Contractor's Senior Representative and the Owner's Senior Representative, upon the request of either party, shall meet as soon as conveniently possible, but in no case later than twenty-one days after such a request is made, to attempt to resolve such dispute. Prior to any meetings between the Senior Representatives, the parties will exchange relevant information that will assist the parties in resolving their dispute. The meetings required by this Section are a condition precedent to resolution pursuant to Section 15.6.2.

**OSE FORM 00811**

**STANDARD SUPPLEMENTARY CONDITIONS**

**15.6.2** If after meeting in accordance with the provisions of Section 15.6.1, the Senior Representatives determine that the dispute cannot be resolved on terms satisfactory to both the Contractor and the Owner, then either party may submit the dispute by written request to South Carolina’s Chief Procurement Officer for Construction (CPOC). Except as otherwise provided in Article 15, all claims, claims, or controversies relating to the Contract shall be resolved exclusively by the appropriate Chief Procurement Officer in accordance with Title 11, Chapter 35, Article 17 of the South Carolina Code of Laws, or in the absence of jurisdiction, only in the Court of Common Pleas for, or in the absence of jurisdiction a federal court located in, Richland County, State of South Carolina. Contractor agrees that any act by the State regarding the Contract is not a waiver of either the State’s sovereign immunity or the State’s immunity under the Eleventh Amendment of the United State’s Constitution.

**15.6.3** If any party seeks resolution to a dispute pursuant to Section 15.6.2, the parties shall participate in non-binding mediation to resolve the claim. If the claim is governed by Title 11, Chapter 35, Article 17 of the South Carolina Code of Laws as amended and the amount in controversy is \$100,000.00 or less, the CPOC shall appoint a mediator, otherwise, the mediation shall be conducted by an impartial mediator selected by mutual agreement of the parties, or if the parties cannot so agree, a mediator designated by the American Arbitration Association (“AAA”) pursuant to its Construction Industry Mediation Rules. The mediation will be governed by and conducted pursuant to a mediation agreement negotiated by the parties or, if the parties cannot so agree, by procedures established by the mediator.

**15.6.4** Without relieving any party from the other requirements of Sections 15.5 and 15.6, either party may initiate proceedings in the appropriate forum prior to initiating or completing the procedures required by Sections 15.5 and 15.6 if such action is necessary to preserve a claim by avoiding the application of any applicable statutory period of limitation or repose.

**15.6.5 SERVICE OF PROCESS**

Contractor consents that any papers, notices, or process necessary or proper for the initiation or continuation of any claims, claims, or controversies relating to the Contract; for any court action in connection therewith; or for the entry of judgment on any award made, may be served on Contractor by certified mail (return receipt requested) addressed to Contractor at the address provided for the Contractor’s Senior Representative or by personal service or by any other manner that is permitted by law, in or outside South Carolina. Notice by certified mail is deemed duly given upon deposit in the United States mail.

**3.132** Add the following Article 16:

**ARTICLE 16 PROJECT-SPECIFIC REQUIREMENTS AND INFORMATION**

**16.1. Inspection Requirements:** *(Indicate the inspection services required by the Contract)*

- Special Inspections are required and are not part of the Contract Sum. *(see section 01400)*
- Building Inspections are required and are not part of the Contract Sum. *(see section 01400)*
- Building Inspections are required and are part of the Contract Sum. The inspections required for this Work are : *(Indicate which services are required and the provider)*

- Civil: \_\_\_\_\_
- Structural: \_\_\_\_\_
- Mechanical: \_\_\_\_\_
- Plumbing: \_\_\_\_\_
- Electrical: \_\_\_\_\_
- Gas: \_\_\_\_\_
- Other *(list)*: \_\_\_\_\_

Remarks: \_\_\_\_\_

**OSE FORM 00811**

**STANDARD SUPPLEMENTARY CONDITIONS**

---

**16.1.1** Contractor shall schedule and request inspections in an orderly and efficient manner and shall notify the Owner whenever the Contractor schedules an inspection in accordance with the requirements of Section 16.1. Contractor shall be responsible for the cost of inspections scheduled and conducted without the Owner's knowledge and for any increase in the cost of inspections resulting from the inefficient scheduling of inspections.

**16.2** List Cash Allowances, if any. *(Refer to attachments as needed. If none, enter NONE)*

NONE

**16.3.** Requirements for Record Drawings, if any. *(Refer to attachments as needed. If none, enter NONE)*

NONE

**16.4.** Requirements for Shop Drawings and other submittals, if any, including number, procedure for submission, list of materials to be submitted, etc. *(Refer to attachments as needed. If none, enter NONE)*

NONE

**16.5.** Requirements for signage, on-site office or trailer, utilities, restrooms, etc., in addition to the Contract, if any. *(Refer to attachments as needed. If none, enter NONE)*

NONE

**16.6.** Requirements for Project Cleanup in addition to the Contract, if any. *(Refer to attachments as needed. If none, enter NONE)*

NONE

**16.7.** List all attachments that modify these General Conditions. *(If none, enter NONE)*

NONE

**SE-355**  
**Performance Bond**

2011 Edition

**KNOW ALL MEN BY THESE PRESENTS**, that *(Insert full name or legal title and address of Contractor)*

Name: \_\_\_\_\_  
Address: \_\_\_\_\_  
\_\_\_\_\_

hereinafter referred to as “Contractor”, and *(Insert full name and address of principal place of business of Surety)*

Name: \_\_\_\_\_  
Address: \_\_\_\_\_  
\_\_\_\_\_

hereinafter called the “surety”, are jointly and severally held and firmly bound unto *(Insert full name and address of Agency)*

Name: University of South Carolina Upstate  
Address: 800 University Way  
Spartanburg, SC 29303

hereinafter referred to as “Agency”, or its successors or assigns, the sum of \_\_\_\_\_ (\$ \_\_\_\_\_), being the sum of the Bond to which payment to be well and truly made, the Contractor and Surety bind themselves, their heirs, executors, administrators, successors and assigns, jointly and severally, firmly by these presents.

**WHEREAS**, Contractor has by written agreement dated \_\_\_\_\_ entered into a contract with Agency to construct

State Project Name: University of South Carolina Upstate Exterior Lighting Upgrades

State Project Number: H34-9544-JM-C

Brief Description of Awarded Work, as found on the SE-330, Bid Form: The work includes the providing replacing existing metal halide lamps and ballasts in existing pedestrian pole lights with LED retro-fit lamps as shown on the contract documents. Work also includes replacing parking lot lighting fixtures with an LED replacement.

in accordance with Drawings and Specifications prepared by *(Insert full name and address of A/E)*

Name: RMF Engineering, Inc.  
Address: 194 Seven Farms Drive, Suite G  
Charleston, SC 29492

which agreement is by reference made a part hereof, and is hereinafter referred to as the Contract.

**IN WITNESS WHEREOF**, Surety and Contractor, intending to be legally bound hereby, subject to the terms stated herein, do each cause this Performance Bond to be duly executed on its behalf by its authorized officer, agent or representative.

DATED this \_\_\_\_\_ day of \_\_\_\_\_, 2\_\_\_\_\_, BOND NUMBER \_\_\_\_\_  
*(shall be no earlier than Date of Contract)*

CONTRACTOR

SURETY

By: \_\_\_\_\_  
(Seal)

By: \_\_\_\_\_  
(Seal)

Print Name: \_\_\_\_\_

Print Name: \_\_\_\_\_

Print Title: \_\_\_\_\_

Print Title: \_\_\_\_\_  
(Attach Power of Attorney)

Witness: \_\_\_\_\_

Witness: \_\_\_\_\_

*(Additional Signatures, if any, appear on attached page)*

---

**Performance Bond**

---

**NOW, THEREFORE, THE CONDITION OF THIS OBLIGATION IS SUCH THAT:**

1. The Contractor and the Surety, jointly and severally, bind themselves, their heirs, executors, administrators, successors and assigns to the Agency for the full and faithful performance of the contract, which is incorporated herein by reference

2. If the Contractor performs the contract, the Surety and the Contractor have no obligation under this Bond, except to participate in conferences as provided in paragraph 3.1.

3. The Surety's obligation under this Bond shall arise after:

**3.1** The Agency has notified the Contractor and the Surety at the address described in paragraph 10 below, that the Agency is considering declaring a Contractor Default and has requested and attempted to arrange a conference with the Contractor and the Surety to be held not later than 15 days after receipt of such notice to discuss methods of performing the Contract. If the Agency, the Contractor and the Surety agree, the Contractor shall be allowed a reasonable time to perform the Contract, but such an agreement shall not waive the Agency's right, if any, subsequently to declare a Contractor Default; or

**3.2** The Agency has declared a Contractor Default and formally terminated the Contractor's right to complete the Contract.

4. The Surety shall, within 15 days after receipt of notice of the Agency's declaration of a Contractor Default, and at the Surety's sole expense, take one of the following actions:

**4.1** Arrange for the Contractor, with consent of the Agency, to perform and complete the Contract; or

**4.2** Undertake to perform and complete the Contract itself, through its agents or through independent contractors; or

**4.3** Obtain bids or negotiated proposals from qualified contractors acceptable to the Agency for a contract for performance and completion of the Contract, arrange for a contract to be prepared for execution by the Agency and the contractor selected with the Agency's concurrence, to be secured with performance and payment bonds executed by a qualified surety equivalent to the Bonds issued on the Contract, and pay to the Agency the amount of damages as described in paragraph 7 in excess of the Balance of the Contract Sum incurred by the Agency resulting from the Contractor Default; or

**4.4** Waive its right to perform and complete, arrange for completion, or obtain a new contractor, and:

**4.4.1** After investigation, determine the amount for which it may be liable to the Agency and, within 60 days of waiving its rights under this paragraph, tender payment thereof to the Agency; or

**4.4.2** Deny liability in whole or in part and notify the Agency, citing the reasons therefore.

5. Provided Surety has proceeded under paragraphs 4.1, 4.2, or 4.3, the Agency shall pay the Balance of the Contract Sum to either:

**5.1** Surety in accordance with the terms of the Contract; or

**5.2** Another contractor selected pursuant to paragraph 4.3 to perform the Contract.

**5.3** The balance of the Contract Sum due either the Surety or another contractor shall be reduced by the amount of damages as described in paragraph 7.

6. If the Surety does not proceed as provided in paragraph 4 with reasonable promptness, the Surety shall be deemed to be in default on this Bond 15 days after receipt of written notice from the Agency to the Surety demanding that the Surety perform its obligations under this Bond, and the Agency shall be entitled to enforce any remedy available to the Agency.

**6.1** If the Surety proceeds as provided in paragraph 4.4, and the Agency refuses the payment tendered or the Surety has denied liability, in whole or in part, then without further notice the Agency shall be entitled to enforce any remedy available to the Agency.

**6.2** Any dispute, suit, action or proceeding arising out of or relating to this Bond shall be governed by the Dispute Resolution process defined in the Contract Documents and the laws of the State of South Carolina.

7. After the Agency has terminated the Contractor's right to complete the Contract, and if the Surety elects to act under paragraph 4.1, 4.2, or 4.3 above, then the responsibilities of the Surety to the Agency shall be those of the Contractor under the Contract, and the responsibilities of the Agency to the Surety shall those of the Agency under the Contract. To a limit of the amount of this Bond, but subject to commitment by the Agency of the Balance of the Contract Sum to mitigation of costs and damages on the Contract, the Surety is obligated to the Agency without duplication for:

**7.1** The responsibilities of the Contractor for correction of defective Work and completion of the Contract; and

**7.2** Additional legal, design professional and delay costs resulting from the Contractor's Default, and resulting from the actions or failure to act of the Surety under paragraph 4; and

**7.3** Damages awarded pursuant to the Dispute Resolution Provisions of the Contract. Surety may join in any Dispute Resolution proceeding brought under the Contract and shall be bound by the results thereof; and

**7.4** Liquidated Damages, or if no Liquidated Damages are specified in the Contract, actual damages caused by delayed performance or non-performance of the Contractor.

**8.** The Surety shall not be liable to the Agency or others for obligations of the Contractor that are unrelated to the Contract, and the Balance of the Contract Sum shall not be reduced or set-off on account of any such unrelated obligations. No right of action shall accrue on this Bond to any person or entity other than the Agency or its heirs, executors, administrators, or successors.

**9.** The Surety hereby waives notice of any change, including changes of time, to the contract or to related subcontracts, purchase orders and other obligations.

**10.** Notice to the Surety, the Agency or the Contractor shall be mailed or delivered to the address shown on the signature page.

**11. Definitions**

**11.1** Balance of the Contract Sum: The total amount payable by the Agency to the Contractor under the Contract after all proper adjustments have been made, including allowance to the Contractor of any amounts to be received by the Agency in settlement of insurance or other Claims for damages to which the Contractor is entitled, reduced by all valid and proper payments made to or on behalf of the Contractor under the Contract.

**11.2** Contractor Default: Failure of the Contractor, which has neither been remedied nor waived, to perform the Contract or otherwise to comply with the terms of the Contract.



**SE-357  
Labor and Material Payment Bond**

**KNOW ALL MEN BY THESE PRESENTS**, that *(Insert full name or legal title and address of Contractor)*

Name: \_\_\_\_\_  
Address: \_\_\_\_\_  
\_\_\_\_\_

hereinafter referred to as "Contractor", and *(Insert full name and address of principal place of business of Surety)*

Name: \_\_\_\_\_  
Address: \_\_\_\_\_  
\_\_\_\_\_

hereinafter called the "surety", are jointly and severally held and firmly bound unto *(Insert full name and address of Agency)*

Name: University of South Carolina Upstate  
Address: 800 University Way  
Spartanburg, SC 29303

hereinafter referred to as "Agency", or its successors or assigns, the sum of \_\_\_\_\_ (\$ \_\_\_\_\_), being the sum of the Bond to which payment to be well and truly made, the Contractor and Surety bind themselves, their heirs, executors, administrators, successors and assigns, jointly and severally, firmly by these presents.

**WHEREAS**, Contractor has by written agreement dated \_\_\_\_\_ entered into a contract with Agency to construct

Project Name: University of South Carolina Upstate Exterior Lighting Upgrades  
Project Number: H34-9544-JM-C  
Brief Description of Awarded Work, as found on the SE-330, Bid Form: The work includes the providing replacing existing metal halide lamps and ballasts in existing pedestrian pole lights with LED retro-fit lamps as shown on the contract documents. Work also includes replacing parking lot lighting fixtures with an LED replacement.

in accordance with Drawings and Specifications prepared by *(Insert full name and address of A/E)*

Name: RMF Engineering, Inc.  
Address: 194 Seven Farms Drive, Suite G  
Charleston, SC 29492

which agreement is by reference made a part hereof, and is hereinafter referred to as the Contract.

**IN WITNESS WHEREOF**, Surety and Contractor, intending to be legally bound hereby, subject to the terms stated herein, do each cause this Labor and Material Payment Bond to be duly executed on its behalf by its authorized officer, agent or representative.

DATED this \_\_\_\_\_ day of \_\_\_\_\_, 2\_\_\_\_\_, BOND NUMBER \_\_\_\_\_  
*(shall be no earlier than Date of Contract)*

CONTRACTOR

SURETY

By: \_\_\_\_\_  
(Seal)

By: \_\_\_\_\_  
(Seal)

Print Name: \_\_\_\_\_

Print Name: \_\_\_\_\_

Print Title: \_\_\_\_\_

Print Title: \_\_\_\_\_  
(Attach Power of Attorney)

Witness: \_\_\_\_\_

Witness: \_\_\_\_\_

*(Additional Signatures, if any, appear on attached page)*

**SE-357****Labor and Material Payment Bond****NOW, THEREFORE, THE CONDITION OF THIS OBLIGATION IS SUCH THAT:**

1. The Contractor and the Surety, jointly and severally, bind themselves, their heirs, executors, administrators, successors and assigns to the Agency to pay for all labor, materials and equipment required for use in the performance of the Contract, which is incorporated herein by reference.
2. With respect to the Agency, this obligation shall be null and void if the Contractor:
  - 2.1 Promptly makes payment, directly or indirectly, for all sums due Claimants; and
  - 2.2 Defends, indemnifies and holds harmless the Agency from all claims, demands, liens or suits by any person or entity who furnished labor, materials or equipment for use in the performance of the Contract.
3. With respect to Claimants, this obligation shall be null and void if the Contractor promptly makes payment, directly or indirectly, for all sums due.
4. With respect to Claimants, and subject to the provisions of Title 29, Chapter 5 and the provisions of §11-35-3030(2)(c) of the SC Code of Laws, as amended, the Surety's obligation under this Bond shall arise as follows:
  - 4.1 Every person who has furnished labor, material or rental equipment to the Contractor or its subcontractors for the work specified in the Contract, and who has not been paid in full therefore before the expiration of a period of ninety (90) days after the date on which the last of the labor was done or performed by him or material or rental equipment was furnished or supplied by him for which such claim is made, shall have the right to sue on the payment bond for the amount, or the balance thereof, unpaid at the time of institution of such suit and to prosecute such action for the sum or sums justly due him.
    - 4.2 A remote claimant shall have a right of action on the payment bond upon giving written notice by certified or registered mail to the Contractor within ninety (90) days from the date on which such person did or performed the last of the labor or furnished or supplied the last of the material or rental equipment upon which such claim is made.
    - 4.3 Every suit instituted upon a payment bond shall be brought in a court of competent jurisdiction for the county or circuit in which the construction contract was to be performed, but no such suit shall be commenced after the expiration of one year after the day on which the last of the labor was performed or material or rental equipment was supplied by the person bringing suit.
  5. When the Claimant has satisfied the conditions of paragraph 4, the Surety shall promptly and at the Surety's expense take the following actions:
    - 5.1 Send an answer to the Claimant, with a copy to the Agency, within sixty (60) days after receipt of the claim, stating the amounts that are undisputed and the basis for challenging any amounts that are disputed.
    - 5.2 Pay or arrange for payment of any undisputed amounts.
    - 5.3 The Surety's failure to discharge its obligations under this paragraph 5 shall not be deemed to constitute a waiver of defenses the Surety or Contractor may have or acquire as to a claim. However, if the Surety fails to discharge its obligations under this paragraph 5, the Surety shall indemnify the Claimant for the reasonable attorney's fees the Claimant incurs to recover any sums found to be due and owing to the Claimant.
6. Amounts owed by the Agency to the Contractor under the

Contract shall be used for the performance of the Contract and to satisfy claims, if any, under any Performance Bond. By the Contractor furnishing and the Agency accepting this Bond, they agree that all funds earned by the contractor in the performance of the Contract are dedicated to satisfy obligations of the Contractor and the Surety under this Bond, subject to the Agency's prior right to use the funds for the completion of the Work.

7. The Surety shall not be liable to the Agency, Claimants or others for obligations of the Contractor that are unrelated to the Contract. The Agency shall not be liable for payment of any costs or expenses of any claimant under this bond, and shall have under this Bond no obligations to make payments to, give notices on behalf of, or otherwise have obligations to Claimants under this Bond.

8. The Surety hereby waives notice of any change, including changes of time, to the Contract or to related Subcontracts, purchase orders and other obligations.

9. Notice to the Surety, the Agency or the Contractor shall be mailed or delivered to the addresses shown on the signature page. Actual receipt of notice by Surety, the Agency or the contractor, however accomplished, shall be sufficient compliance as of the date received at the address shown on the signature page.

10. By the Contractor furnishing and the Agency accepting this Bond, they agree that this Bond has been furnished to comply with the statutory requirements of the South Carolina Code of Laws, as amended, and further, that any provision in this Bond conflicting with said statutory requirements shall be deemed deleted herefrom and provisions conforming to such statutory or other legal requirement shall be deemed incorporated herein. The intent is that this Bond shall be construed as a statutory Bond and not as a common law bond.

11. Upon request of any person or entity appearing to be a potential beneficiary of this bond, the Contractor shall promptly furnish a copy of this Bond or shall permit a copy to be made.

12. Any dispute, suit, action or proceeding arising out of or relating to this Bond shall be governed by the laws of the State of South Carolina.

**13. DEFINITIONS**

**13.1 Claimant:** An individual or entity having a direct contract with the Contractor or with a Subcontractor of the Contractor to furnish labor, materials, or equipment for use in the performance of the Contract. The intent of this Bond shall be to include without limitation in the terms "labor, materials or equipment" that part of water, gas, power, light, heat, oil, gasoline, telephone service or rental equipment used in the Contract, architectural and engineering services required for performance of the Work of the Contractor and the Contractor's Subcontractors, and all other items for which a mechanic's lien might otherwise be asserted.

**13.2 Remote Claimant:** A person having a direct contractual relationship with a subcontractor of the Contractor or subcontractor, but no contractual relationship expressed or implied with the Contractor.

**13.3 Contract:** The agreement between the Agency and the Contractor identified on the signature page, including all Contract Documents and changes thereto.

## SECTION 011000 - SUMMARY

### PART 1 - GENERAL

#### 1.1 RELATED DOCUMENTS

- A. Drawings and general provisions of the Contract, including General and Supplementary Conditions and other Division 01 Specification Sections, apply to this Section.

#### 1.2 SUMMARY

- A. Section Includes:

1. Project information.
2. Work covered by Contract Documents.
3. Phased construction.
4. Access to site.
5. Coordination with occupants.
6. Work restrictions.
7. Specification and drawing conventions.
8. Miscellaneous provisions.

- B. Related Requirements:

1. Section 015000 "Temporary Facilities and Controls" for limitations and procedures governing temporary use of Owner's facilities.

#### 1.3 PROJECT INFORMATION

- A. Project Identification: University of South Carolina Upstate Exterior Lighting Upgrades.

1. Project Location: University of South Carolina Upstate  
800 University Way  
Spartanburg, SC 29303

- B. Owner: USC Upstate.

1. Owner's Representative: Mr. Ben Coonrod  
Project Manager  
Facilities Design & Construction  
University of South Carolina Upstate

- C. Engineer: RMF Engineering, Inc  
194 Seven Farms Drive, Suite G  
Charleston, SC 29492  
Telephone: 843-971-9639

Fax: 843-971-9641

#### 1.4 WORK COVERED BY CONTRACT DOCUMENTS

A. The Work of Project is defined by the Contract Documents and consists of the following:

1. The work includes the providing replacing existing metal halide lamps and ballasts in existing pedestrian pole lights with LED retro-fit lamps as shown on the contract documents. Work also includes replacing parking lot lighting fixtures with an LED replacement.

B. Type of Contract:

1. Project will be constructed under a single prime contract.

#### 1.5 ACCESS TO SITE

A. General: Contractor shall have limited use of Project site for construction operations.

B. Use of Site: Limit use of Project site to only the parking lot and areas in which the Work is indicated. Do not disturb areas outside of Project site. Specific areas of the parking lot available for use by the Contractor shall be coordinated with the Owner.

1. Limits: Confine construction operations to areas where work is indicated.
2. Driveways, Walkways and Entrances: Keep driveways, loading areas and entrances serving premises clear and available to Owner, Owner's employees, and emergency vehicles at all times. Do not use these areas for parking or storage of materials.
  - a. Schedule deliveries to minimize use of driveways and entrances by construction operations.
  - b. Schedule deliveries to minimize space and time requirements for storage of materials and equipment on-site.

#### 1.6 COORDINATION WITH OCCUPANTS

A. Full Owner Occupancy: Owner will occupy site and existing building during entire construction period. Cooperate with Owner during construction operations to minimize conflicts and facilitate Owner usage. Perform the Work so as not to interfere with Owner's day-to-day operations. Maintain existing exits unless otherwise indicated.

1. Maintain access to existing walkways, corridors, and other adjacent occupied or used facilities. Do not close or obstruct walkways, corridors, or other occupied or used facilities without written permission from Owner and approval of authorities having jurisdiction.
2. Notify Owner not less than 72 hours in advance of activities that will affect Owner's operations.

- B. Owner Limited Occupancy of Completed Areas of Construction: Owner reserves the right to occupy and to place and install equipment in completed portions of the Work, prior to Substantial Completion of the Work, provided such occupancy does not interfere with completion of the Work. Such placement of equipment and limited occupancy shall not constitute acceptance of the total Work.
1. Engineer will prepare a Certificate of Substantial Completion for each specific portion of the Work to be occupied prior to Owner acceptance of the completed Work.
  2. Obtain a Certificate of Occupancy from authorities having jurisdiction before limited Owner occupancy.
  3. Before limited Owner occupancy, mechanical and electrical systems shall be fully operational, and required tests and inspections shall be successfully completed. On occupancy, Owner will operate and maintain mechanical and electrical systems serving occupied portions of Work.
  4. On occupancy, Owner will assume responsibility for maintenance and custodial service for occupied portions of Work.

#### 1.7 WORK RESTRICTIONS

- A. Work Restrictions, General: Comply with restrictions on construction operations.
1. Comply with limitations on use of public streets and with other requirements of authorities having jurisdiction.
- B. On-Site Work Hours: Limit work to normal business working hours of 7:00 a.m. to 5:00 p.m., Monday through Friday, unless otherwise indicated.
1. Weekend Hours: Building is not open during the weekend. Any desired weekend work must be requested, approved and scheduled with the Owner.
  2. Early Morning Hours: Building is not open prior to 7:00am or after 5:00pm. Any desired work outside of normal on-site working hours must be requested, approved and scheduled with the Owner.
- C. Existing Utility Interruptions: Do not interrupt utilities serving facilities occupied by Owner or others unless permitted under the following conditions and then only after providing temporary utility services according to requirements indicated:
1. Notify Engineer and Owner not less than two days (48 hours) in advance of proposed utility interruptions.
  2. Obtain Engineer's and Owner's written permission before proceeding with utility interruptions.
- D. Noise, Vibration, and Odors: Coordinate operations that may result in high levels of noise and vibration, odors, or other disruption to Owner occupancy with Owner.
1. Notify Engineer and Owner not less than two days (48 hours) in advance of proposed disruptive operations.
  2. Obtain Engineer's and Owner's written permission before proceeding with disruptive operations.

- E. Nonsmoking Building: Smoking is not permitted within the building or within 25 feet of entrances, operable windows, or outdoor-air intakes.
- F. Controlled Substances: Use of controlled substances on the Project site is not permitted.
- G. Employee Identification: Provide identification tags for Contractor personnel working on Project site. Require personnel to use identification tags at all times.
- H. Employee Screening: Comply with Owner's requirements for drug and background screening of Contractor personnel working on Project site.
  - 1. Maintain list of approved screened personnel with Owner's representative.

## 1.8 SPECIFICATION AND DRAWING CONVENTIONS

- A. Specification Content: The Specifications use certain conventions for the style of language and the intended meaning of certain terms, words, and phrases when used in particular situations. These conventions are as follows:
  - 1. Imperative mood and streamlined language are generally used in the Specifications. The words "shall," "shall be," or "shall comply with," depending on the context, are implied where a colon (:) is used within a sentence or phrase.
  - 2. Specification requirements are to be performed by Contractor unless specifically stated otherwise.
- B. Division 01 General Requirements: Requirements of Sections in Division 01 apply to the Work of all Sections in the Specifications.
- C. Drawing Coordination: Requirements for materials and products identified on Drawings are described in detail in the Specifications. One or more of the following are used on Drawings to identify materials and products:
  - 1. Terminology: Materials and products are identified by the typical generic terms used in the individual Specifications Sections.
  - 2. Abbreviations: Materials and products are identified by abbreviations published as part of the U.S. National CAD Standard and scheduled on Drawings.
  - 3. Keynoting: Materials and products are identified by reference keynotes referencing Specification Section numbers found in this Project Manual.

PART 2 - PRODUCTS (Not Used)

PART 3 - EXECUTION (Not Used)

END OF SECTION 011000

## SECTION 012500 - SUBSTITUTION PROCEDURES

### PART 1 - GENERAL

#### 1.1 RELATED DOCUMENTS

- A. Drawings and general provisions of the Contract, including General and Supplementary Conditions and other Division 01 Specification Sections, apply to this Section.

#### 1.2 SUMMARY

- A. Section includes administrative and procedural requirements for substitutions.
- B. Related Requirements:
  - 1. Section 016000 "Product Requirements" for requirements for submitting comparable product submittals for products by listed manufacturers.

#### 1.3 DEFINITIONS

- A. Substitutions: Changes in products, materials, equipment, and methods of construction from those required by the Contract Documents and proposed by Contractor.
  - 1. Substitutions for Cause: Changes proposed by Contractor that are required due to changed Project conditions, such as unavailability of product, regulatory changes, or unavailability of required warranty terms.
  - 2. Substitutions for Convenience: Changes proposed by Contractor or Owner that are not required in order to meet other Project requirements but may offer advantage to Contractor or Owner.

#### 1.4 ACTION SUBMITTALS

- A. Substitution Requests: Submit three copies of each request for consideration. Identify product or fabrication or installation method to be replaced. Include Specification Section number and title and Drawing numbers and titles.
  - 1. Substitution Request Form: Use CSI Form 13.1A.
  - 2. Documentation: Show compliance with requirements for substitutions and the following, as applicable:
    - a. Statement indicating why specified product or fabrication or installation cannot be provided, if applicable.
    - b. Coordination information, including a list of changes or revisions needed to other parts of the Work and to construction performed by Owner and separate contractors, that will be necessary to accommodate proposed substitution.

- c. Detailed comparison of significant qualities of proposed substitution with those of the Work specified. Include annotated copy of applicable Specification Section. Significant qualities may include attributes such as performance, weight, size, durability, visual effect, sustainable design characteristics, warranties, and specific features and requirements indicated. Indicate deviations, if any, from the Work specified.
  - d. Product Data, including drawings and descriptions of products and fabrication and installation procedures.
  - e. Samples, where applicable or requested.
  - f. Certificates and qualification data, where applicable or requested.
  - g. List of similar installations for completed projects with project names and addresses and names and addresses of engineers and owners.
  - h. Material test reports from a qualified testing agency indicating and interpreting test results for compliance with requirements indicated.
  - i. Cost information, including a proposal of change, if any, in the Contract Sum.
  - j. Contractor's certification that proposed substitution complies with requirements in the Contract Documents except as indicated in substitution request, is compatible with related materials, and is appropriate for applications indicated.
  - k. Contractor's waiver of rights to additional payment or time that may subsequently become necessary because of failure of proposed substitution to produce indicated results.
3. Engineer's Action: If necessary, Engineer will request additional information or documentation for evaluation within seven days of receipt of a request for substitution. Engineer will notify Contractor of acceptance or rejection of proposed substitution within 15 days of receipt of request, or seven days of receipt of additional information or documentation, whichever is later.
- a. Forms of Acceptance: Change Order, Construction Change Directive, or Engineer's Supplemental Instructions for minor changes in the Work.
  - b. Use product specified if Engineer does not issue a decision on use of a proposed substitution within time allocated.

## 1.5 QUALITY ASSURANCE

- A. Compatibility of Substitutions: Investigate and document compatibility of proposed substitution with related products and materials. Engage a qualified testing agency to perform compatibility tests recommended by manufacturers.

## 1.6 PROCEDURES

- A. Coordination: Revise or adjust affected work as necessary to integrate work of the approved substitutions.



## PART 2 - PRODUCTS

### 2.1 SUBSTITUTIONS

- A. Substitutions for Cause: Submit requests for substitution immediately on discovery of need for change, but not later than 15 days prior to time required for preparation and review of related submittals.
1. Conditions: Engineer will consider Contractor's request for substitution when the following conditions are satisfied. If the following conditions are not satisfied, Engineer will return requests without action, except to record noncompliance with these requirements:
    - a. Requested substitution is consistent with the Contract Documents and will produce indicated results.
    - b. Substitution request is fully documented and properly submitted.
    - c. Requested substitution will not adversely affect Contractor's construction schedule.
    - d. Requested substitution is compatible with other portions of the Work.
    - e. Requested substitution has been coordinated with other portions of the Work.
    - f. Requested substitution provides specified warranty.
    - g. If requested substitution involves more than one contractor, requested substitution has been coordinated with other portions of the Work, is uniform and consistent, is compatible with other products, and is acceptable to all contractors involved.
- B. Substitutions for Convenience: Engineer will consider Contractor's request for substitution when the following conditions are satisfied. If the following conditions are not satisfied, Engineer will return requests without action, except to record noncompliance with these requirements.
1. Conditions: The request complies with **all** of the following conditions:
    - a. Requested substitution offers Owner a substantial advantage in cost, time, energy conservation, or other considerations, after deducting additional responsibilities Owner must assume. Owner's additional responsibilities may include compensation to Engineer for redesign and evaluation services, increased cost of other construction by Owner, and similar considerations.
    - b. Requested substitution does not require extensive revisions to the Contract Documents.
    - c. Requested substitution is consistent with the Contract Documents and will produce indicated results.
    - d. Requested substitution will not adversely affect Contractor's construction schedule.
    - e. Requested substitution is compatible with other portions of the Work.
    - f. Requested substitution has been coordinated with other portions of the Work.
    - g. Requested substitution provides specified warranty.
    - h. If requested substitution involves more than one contractor, requested substitution has been coordinated with other portions of the Work, is uniform and consistent, is compatible with other products, and is acceptable to all contractors involved.

PART 3 - EXECUTION (Not Used)

END OF SECTION 012500

## SECTION 012600 - CONTRACT MODIFICATION PROCEDURES

### PART 1 - GENERAL

#### 1.1 RELATED DOCUMENTS

- A. Drawings and general provisions of the Contract, including General and Supplementary Conditions and other Division 01 Specification Sections, apply to this Section.

#### 1.2 SUMMARY

- A. Section includes administrative and procedural requirements for handling and processing Contract modifications.
- B. Related Requirements:
  - 1. Section 012500 "Substitution Procedures" for administrative procedures for handling requests for substitutions made after the Contract award.

#### 1.3 MINOR CHANGES IN THE WORK

- A. Engineer will issue supplemental instructions authorizing minor changes in the Work, not involving adjustment to the Contract Sum or the Contract Time, on AIA Document G710, "Architect's Supplemental Instructions."

#### 1.4 PROPOSAL REQUESTS

- A. Owner-Initiated Proposal Requests: Engineer will issue a detailed description of proposed changes in the Work that may require adjustment to the Contract Sum or the Contract Time. If necessary, the description will include supplemental or revised Drawings and Specifications.
  - 1. Work Change Proposal Requests issued by Engineer are not instructions either to stop work in progress or to execute the proposed change.
  - 2. Within time specified in Proposal Request or 10 days, when not otherwise specified, after receipt of Proposal Request, submit a quotation estimating cost adjustments to the Contract Sum and the Contract Time necessary to execute the change.
    - a. Include a list of quantities of products required or eliminated and unit costs, with total amount of purchases and credits to be made. If requested, furnish survey data to substantiate quantities.
    - b. Indicate applicable taxes, delivery charges, equipment rental, and amounts of trade discounts.
    - c. Include costs of labor and supervision directly attributable to the change.
    - d. Include an updated Contractor's construction schedule that indicates the effect of the change, including, but not limited to, changes in activity duration, start and

finish times, and activity relationship. Use available total float before requesting an extension of the Contract Time.

- e. Quotation Form: Use CSI Form 13.6D, "Proposal Worksheet Summary," and Form 13.6C, "Proposal Worksheet Detail."

B. Contractor-Initiated Proposals: If latent or changed conditions require modifications to the Contract, Contractor may initiate a claim by submitting a request for a change to Engineer.

1. Include a statement outlining reasons for the change and the effect of the change on the Work. Provide a complete description of the proposed change. Indicate the effect of the proposed change on the Contract Sum and the Contract Time.
2. Include a list of quantities of products required or eliminated and unit costs, with total amount of purchases and credits to be made. If requested, furnish survey data to substantiate quantities.
3. Indicate applicable taxes, delivery charges, equipment rental, and amounts of trade discounts.
4. Include costs of labor and supervision directly attributable to the change.
5. Include an updated Contractor's construction schedule that indicates the effect of the change, including, but not limited to, changes in activity duration, start and finish times, and activity relationship. Use available total float before requesting an extension of the Contract Time.
6. Comply with requirements in Section 012500 "Substitution Procedures" if the proposed change requires substitution of one product or system for product or system specified.
7. Proposal Request Form: Use CSI Form 13.6A, "Change Order Request (Proposal)," with attachments CSI Form 13.6D, "Proposal Worksheet Summary," and Form 13.6C, "Proposal Worksheet Detail."

## 1.5 ADMINISTRATIVE CHANGE ORDERS

- A. Unit-Price Adjustment: See Section 012200 "Unit Prices" for administrative procedures for preparation of Change Order Proposal for adjusting the Contract Sum to reflect measured scope of unit-price work.

## 1.6 CHANGE ORDER PROCEDURES

- A. On Owner's approval of a Work Changes Proposal Request, Engineer will issue a Change Order for signatures of Owner and Contractor on SE-480.

## 1.7 CONSTRUCTION CHANGE DIRECTIVE

- A. Construction Change Directive: Engineer may issue a Construction Change Directive on SE-420. Construction Change Directive instructs Contractor to proceed with a change in the Work, for subsequent inclusion in a Change Order.
  1. Construction Change Directive contains a complete description of change in the Work. It also designates method to be followed to determine change in the Contract Sum or the Contract Time.

- B. Documentation: Maintain detailed records on a time and material basis of work required by the Construction Change Directive.
  - 1. After completion of change, submit an itemized account and supporting data necessary to substantiate cost and time adjustments to the Contract.

PART 2 - PRODUCTS (Not Used)

PART 3 - EXECUTION (Not Used)

END OF SECTION 012600

## SECTION 012900 - PAYMENT PROCEDURES

### PART 1 - GENERAL

#### 1.1 RELATED DOCUMENTS

- A. Drawings and general provisions of the Contract, including General and Supplementary Conditions and other Division 01 Specification Sections, apply to this Section.

#### 1.2 SUMMARY

- A. Section includes administrative and procedural requirements necessary to prepare and process Applications for Payment.
- B. Related Requirements:
  - 1. Section 012600 "Contract Modification Procedures" for administrative procedures for handling changes to the Contract.
  - 2. Section 013200 "Construction Progress Documentation" for administrative requirements governing the preparation and submittal of the Contractor's construction schedule.

#### 1.3 DEFINITIONS

- A. Schedule of Values: A statement furnished by Contractor allocating portions of the Contract Sum to various portions of the Work and used as the basis for reviewing Contractor's Applications for Payment.

#### 1.4 SCHEDULE OF VALUES

- A. Coordination: Coordinate preparation of the schedule of values with preparation of Contractor's construction schedule.
  - 1. Coordinate line items in the schedule of values with other required administrative forms and schedules, including the following:
    - a. Application for Payment forms with continuation sheets.
    - b. Submittal schedule.
    - c. Items required to be indicated as separate activities in Contractor's construction schedule.
  - 2. Submit the schedule of values to Engineer at earliest possible date, but no later than seven days before the date scheduled for submittal of initial Applications for Payment.
  - 3. Subschedules for Separate Elements of Work: Where the Contractor's construction schedule defines separate elements of the Work, provide subschedules showing values coordinated with each element.

- B. Format and Content: Use Project Manual table of contents as a guide to establish line items for the schedule of values. Provide at least one line item for each Specification Section.
1. Identification: Include the following Project identification on the schedule of values:
    - a. Project name and location.
    - b. Name of Engineer.
    - c. Engineer's project number.
    - d. Contractor's name and address.
    - e. Date of submittal.
  2. Arrange schedule of values consistent with format of AIA Document G703.
  3. Provide a breakdown of the Contract Sum in enough detail to facilitate continued evaluation of Applications for Payment and progress reports. Coordinate with Project Manual table of contents. Provide multiple line items for principal subcontract amounts in excess of five percent of the Contract Sum.
  4. Round amounts to nearest whole dollar; total shall equal the Contract Sum.
  5. Provide a separate line item in the schedule of values for each part of the Work where Applications for Payment may include materials or equipment purchased or fabricated and stored, but not yet installed.
    - a. Differentiate between items stored on-site and items stored off-site. If required, include evidence of insurance.
  6. Provide separate line items in the schedule of values for initial cost of materials, for each subsequent stage of completion, and for total installed value of that part of the Work.
  7. Each item in the schedule of values and Applications for Payment shall be complete. Include total cost and proportionate share of general overhead and profit for each item.
    - a. Temporary facilities and other major cost items that are not direct cost of actual work-in-place may be shown either as separate line items in the schedule of values or distributed as general overhead expense, at Contractor's option.
  8. Schedule Updating: Update and resubmit the schedule of values before the next Applications for Payment when Change Orders or Construction Change Directives result in a change in the Contract Sum.

#### 1.5 APPLICATIONS FOR PAYMENT

- A. Each Application for Payment following the initial Application for Payment shall be consistent with previous applications and payments as certified by Engineer and paid for by Owner.
1. Initial Application for Payment, Application for Payment at time of Substantial Completion, and final Application for Payment involve additional requirements.
- B. Payment Application Times: The date for each progress payment is indicated in the Agreement between Owner and Contractor. The period of construction work covered by each Application for Payment is the period indicated in the Agreement.

- C. Payment Application Times: Submit Application for Payment to Engineer by the 25<sup>th</sup> of the month. The period covered by each Application for Payment is one month, ending on the last day of the month.
1. Submit draft copy of Application for Payment seven days prior to due date for review by Engineer.
- D. Application for Payment Forms: Use AIA Document G702 and AIA Document G703 as form for Applications for Payment.
- E. Application Preparation: Complete every entry on form. Notarize and execute by a person authorized to sign legal documents on behalf of Contractor. Engineer will return incomplete applications without action.
1. Entries shall match data on the schedule of values and Contractor's construction schedule. Use updated schedules if revisions were made.
  2. Include amounts for work completed following previous Application for Payment, whether or not payment has been received. Include only amounts for work completed at time of Application for Payment.
  3. Include amounts of Change Orders and Construction Change Directives issued before last day of construction period covered by application.
  4. Indicate separate amounts for work being carried out under Owner-requested project acceleration.
- F. Stored Materials: Include in Application for Payment amounts applied for materials or equipment purchased or fabricated and stored, but not yet installed. Differentiate between items stored on-site and items stored off-site.
1. Provide certificate of insurance, evidence of transfer of title to Owner, and consent of surety to payment, for stored materials.
  2. Provide supporting documentation that verifies amount requested, such as paid invoices. Match amount requested with amounts indicated on documentation; do not include overhead and profit on stored materials.
  3. Provide summary documentation for stored materials indicating the following:
    - a. Value of materials previously stored and remaining stored as of date of previous Applications for Payment.
    - b. Value of previously stored materials put in place after date of previous Application for Payment and on or before date of current Application for Payment.
    - c. Value of materials stored since date of previous Application for Payment and remaining stored as of date of current Application for Payment.
- G. Transmittal: Submit five signed and notarized original copies of each Application for Payment to Engineer by a method ensuring receipt within 24 hours.
1. Transmit each copy with a transmittal form listing attachments and recording appropriate information about application.
- H. Initial Application for Payment: Administrative actions and submittals that must precede or coincide with submittal of first Application for Payment include the following:



1. List of subcontractors.
  2. Schedule of values.
  3. Contractor's construction schedule (preliminary if not final).
  4. Products list (preliminary if not final).
  5. Schedule of unit prices.
  6. Submittal schedule (preliminary if not final).
  7. List of Contractor's staff assignments.
  8. List of Contractor's principal consultants.
  9. Copies of building permits.
  10. Copies of authorizations and licenses from authorities having jurisdiction for performance of the Work.
  11. Initial progress report.
  12. Report of preconstruction conference.
- I. Application for Payment at Substantial Completion: After Engineer issues the Certificate of Substantial Completion, submit an Application for Payment showing 100 percent completion for portion of the Work claimed as substantially complete.
1. Include documentation supporting claim that the Work is substantially complete and a statement showing an accounting of changes to the Contract Sum.
  2. This application shall reflect Certificate(s) of Substantial Completion issued previously for Owner occupancy of designated portions of the Work.
- J. Final Payment Application: After completing Project closeout requirements, submit final Application for Payment with releases and supporting documentation not previously submitted and accepted, including, but not limited, to the following:
1. Evidence of completion of Project closeout requirements.
  2. Insurance certificates for products and completed operations where required and proof that taxes, fees, and similar obligations were paid.
  3. Updated final statement, accounting for final changes to the Contract Sum.
  4. AIA Document G706, "Contractor's Affidavit of Payment of Debts and Claims."
  5. AIA Document G706A, "Contractor's Affidavit of Release of Liens."
  6. AIA Document G707, "Consent of Surety to Final Payment."
  7. Evidence that claims have been settled.
  8. Final meter readings for utilities, a measured record of stored fuel, and similar data as of date of Substantial Completion or when Owner took possession of and assumed responsibility for corresponding elements of the Work.
  9. Final liquidated damages settlement statement.

PART 2 - PRODUCTS (Not Used)

PART 3 - EXECUTION (Not Used)

END OF SECTION 012900

## SECTION 013100 - PROJECT MANAGEMENT AND COORDINATION

### PART 1 - GENERAL

#### 1.1 RELATED DOCUMENTS

- A. Drawings and general provisions of the Contract, including General and Supplementary Conditions and other Division 01 Specification Sections, apply to this Section.

#### 1.2 SUMMARY

- A. Section includes administrative provisions for coordinating construction operations on Project including, but not limited to, the following:
  - 1. General coordination procedures.
  - 2. Requests for Information (RFIs).
  - 3. Project meetings.
- B. Related Requirements:
  - 1. Section 013200 "Construction Progress Documentation" for preparing and submitting Contractor's construction schedule.
  - 2. Section 017300 "Execution" for procedures for coordinating general installation and field-engineering services, including establishment of benchmarks and control points.
  - 3. Section 017700 "Closeout Procedures" for coordinating closeout of the Contract.
  - 4. Section 260500 "Electrical General Provisions" for MEP coordination drawings.

#### 1.3 DEFINITIONS

- A. RFI: Request from Owner, Engineer, or Contractor seeking information required by or clarifications of the Contract Documents.

#### 1.4 INFORMATIONAL SUBMITTALS

- A. Subcontract List: Prepare a written summary identifying individuals or firms proposed for each portion of the Work, including those who are to furnish products or equipment fabricated to a special design. Include the following information in tabular form:
  - 1. Name, address, and telephone number of entity performing subcontract or supplying products.
  - 2. Number and title of related Specification Section(s) covered by subcontract.
  - 3. Drawing number and detail references, as appropriate, covered by subcontract.
- B. Key Personnel Names: Within 15 days of starting construction operations, submit a list of key personnel assignments, including superintendent and other personnel in attendance at Project

site. Identify individuals and their duties and responsibilities; list addresses and telephone numbers, including home, office, and cellular telephone numbers and e-mail addresses. Provide names, addresses, and telephone numbers of individuals assigned as alternates in the absence of individuals assigned to Project.

1. Post copies of list in project meeting room, in temporary field office and by each temporary telephone. Keep list current at all times.

## 1.5 GENERAL COORDINATION PROCEDURES

- A. Coordination: Coordinate construction operations included in different Sections of the Specifications to ensure efficient and orderly installation of each part of the Work. Coordinate construction operations, included in different Sections, that depend on each other for proper installation, connection, and operation.
1. Schedule construction operations in sequence required to obtain the best results where installation of one part of the Work depends on installation of other components, before or after its own installation.
  2. Coordinate installation of different components to ensure maximum performance and accessibility for required maintenance, service, and repair.
  3. Make adequate provisions to accommodate items scheduled for later installation.
- B. Coordination: Each contractor shall coordinate its construction operations with those of other contractors and entities to ensure efficient and orderly installation of each part of the Work. Each contractor shall coordinate its operations with operations, included in different Sections, that depend on each other for proper installation, connection, and operation.
1. Schedule construction operations in sequence required to obtain the best results where installation of one part of the Work depends on installation of other components, before or after its own installation.
  2. Coordinate installation of different components with other contractors to ensure maximum performance and accessibility for required maintenance, service, and repair.
  3. Make adequate provisions to accommodate items scheduled for later installation.
- C. Prepare memoranda for distribution to each party involved, outlining special procedures required for coordination. Include such items as required notices, reports, and list of attendees at meetings.
1. Prepare similar memoranda for Owner and separate contractors if coordination of their Work is required.
- D. Conservation: Coordinate construction activities to ensure that operations are carried out with consideration given to conservation of energy, water, and materials. Coordinate use of temporary utilities to minimize waste.

## 1.6 REQUESTS FOR INFORMATION (RFIs)

- A. General: Immediately on discovery of the need for additional information or interpretation of the Contract Documents, Contractor shall prepare and submit an RFI in the form specified.
1. Engineer will return RFIs submitted to Engineer by other entities controlled by Contractor with no response.
  2. Coordinate and submit RFIs in a prompt manner so as to avoid delays in Contractor's work or work of subcontractors.
- B. Content of the RFI: Include a detailed, legible description of item needing information or interpretation and the following:
1. Project name.
  2. Project number.
  3. Date.
  4. Name of Contractor.
  5. Name of Engineer.
  6. RFI number, numbered sequentially.
  7. RFI subject.
  8. Specification Section number and title and related paragraphs, as appropriate.
  9. Drawing number and detail references, as appropriate.
  10. Field dimensions and conditions, as appropriate.
  11. Contractor's suggested resolution. If Contractor's suggested resolution impacts the Contract Time or the Contract Sum, Contractor shall state impact in the RFI.
  12. Contractor's signature.
  13. Attachments: Include sketches, descriptions, measurements, photos, Product Data, Shop Drawings, coordination drawings, and other information necessary to fully describe items needing interpretation.
    - a. Include dimensions, thicknesses, structural grid references, and details of affected materials, assemblies, and attachments on attached sketches.
- C. RFI Forms: AIA Document G716.
1. Attachments shall be electronic files in Adobe Acrobat PDF format.
- D. Engineer's Action: Engineer will review each RFI, determine action required, and respond. Allow seven working days for Engineer's response for each RFI. RFIs received by Engineer after 1:00 p.m. will be considered as received the following working day.
1. The following Contractor-generated RFIs will be returned without action:
    - a. Requests for approval of submittals.
    - b. Requests for approval of substitutions.
    - c. Requests for approval of Contractor's means and methods.
    - d. Requests for coordination information already indicated in the Contract Documents.
    - e. Requests for adjustments in the Contract Time or the Contract Sum.
    - f. Requests for interpretation of Engineer's actions on submittals.

- g. Incomplete RFIs or inaccurately prepared RFIs.
- 2. Engineer's action may include a request for additional information, in which case Engineer's time for response will date from time of receipt of additional information.
- 3. Engineer's action on RFIs that may result in a change to the Contract Time or the Contract Sum may be eligible for Contractor to submit Change Proposal according to Section 012600 "Contract Modification Procedures."
  - a. If Contractor believes the RFI response warrants change in the Contract Time or the Contract Sum, notify Engineer in writing within 10 days of receipt of the RFI response.
- E. RFI Log: Prepare, maintain, and submit a tabular log of RFIs organized by the RFI number. Submit log weekly. Use Software log with not less than the following:
  - 1. Project name.
  - 2. Name and address of Contractor.
  - 3. Name and address of Engineer.
  - 4. RFI number including RFIs that were returned without action or withdrawn.
  - 5. RFI description.
  - 6. Date the RFI was submitted.
  - 7. Date Engineer's response was received.
- F. On receipt of Engineer's action, update the RFI log and immediately distribute the RFI response to affected parties. Review response and notify Engineer within seven days if Contractor disagrees with response.
  - 1. Identification of related Minor Change in the Work, Construction Change Directive, and Proposal Request, as appropriate.

## 1.7 PROJECT MEETINGS

- A. General: Schedule and conduct meetings and conferences at Project site unless otherwise indicated.
  - 1. Attendees: Inform participants and others involved, and individuals whose presence is required, of date and time of each meeting. Notify Owner and Engineer of scheduled meeting dates and times.
  - 2. Agenda: Prepare the meeting agenda. Distribute the agenda to all invited attendees.
  - 3. Minutes: Entity responsible for conducting meeting will record significant discussions and agreements achieved. Distribute the meeting minutes to everyone concerned, including Owner and Engineer, within three days of the meeting.
- B. Preconstruction Conference: Engineer will schedule and conduct a preconstruction conference before starting construction, at a time convenient to Owner and Engineer, but no later than 15 days after execution of the Agreement.
  - 1. Conduct the conference to review responsibilities and personnel assignments.

2. Attendees: Authorized representatives of Owner, Engineer, and their consultants; Contractor and its superintendent; major subcontractors; suppliers; and other concerned parties shall attend the conference. Participants at the conference shall be familiar with Project and authorized to conclude matters relating to the Work.
  3. Agenda: Discuss items of significance that could affect progress, including the following:
    - a. Tentative construction schedule.
    - b. Phasing.
    - c. Critical work sequencing and long-lead items.
    - d. Designation of key personnel and their duties.
    - e. Lines of communications.
    - f. Procedures for processing field decisions and Change Orders.
    - g. Procedures for RFIs.
    - h. Procedures for testing and inspecting.
    - i. Procedures for processing Applications for Payment.
    - j. Distribution of the Contract Documents.
    - k. Submittal procedures.
    - l. Preparation of record documents.
    - m. Use of the premises and existing building.
    - n. Work restrictions.
    - o. Working hours.
    - p. Owner's occupancy requirements.
    - q. Responsibility for temporary facilities and controls.
    - r. Procedures for moisture and mold control.
    - s. Procedures for disruptions and shutdowns.
    - t. Construction waste management and recycling.
    - u. Parking availability.
    - v. Office, work, and storage areas.
    - w. Equipment deliveries and priorities.
    - x. First aid.
    - y. Security.
    - z. Progress cleaning.
  4. Minutes: Entity responsible for conducting meeting will record and distribute meeting minutes.
- C. Preinstallation Conferences: Conduct a preinstallation conference at Project site before each construction activity that requires coordination with other construction.
1. Attendees: Installer and representatives of manufacturers and fabricators involved in or affected by the installation and its coordination or integration with other materials and installations that have preceded or will follow, shall attend the meeting. Advise Engineer of scheduled meeting dates.
  2. Agenda: Review progress of other construction activities and preparations for the particular activity under consideration, including requirements for the following:
    - a. Contract Documents.
    - b. Options.
    - c. Related RFIs.

- d. Related Change Orders.
  - e. Purchases.
  - f. Deliveries.
  - g. Submittals.
  - h. Review of mockups.
  - i. Possible conflicts.
  - j. Compatibility requirements.
  - k. Time schedules.
  - l. Weather limitations.
  - m. Manufacturer's written instructions.
  - n. Warranty requirements.
  - o. Compatibility of materials.
  - p. Acceptability of substrates.
  - q. Temporary facilities and controls.
  - r. Space and access limitations.
  - s. Regulations of authorities having jurisdiction.
  - t. Testing and inspecting requirements.
  - u. Installation procedures.
  - v. Coordination with other work.
  - w. Required performance results.
  - x. Protection of adjacent work.
  - y. Protection of construction and personnel.
3. Record significant conference discussions, agreements, and disagreements, including required corrective measures and actions.
  4. Reporting: Distribute minutes of the meeting to each party present and to other parties requiring information.
  5. Do not proceed with installation if the conference cannot be successfully concluded. Initiate whatever actions are necessary to resolve impediments to performance of the Work and reconvene the conference at earliest feasible date.
- D. Project Closeout Conference: Schedule and conduct a project closeout conference, at a time convenient to Owner and Engineer, but no later than 90 days prior to the scheduled date of Substantial Completion.
1. Conduct the conference to review requirements and responsibilities related to Project closeout.
  2. Attendees: Authorized representatives of Owner, Engineer, and their consultants; Contractor and its superintendent; major subcontractors; suppliers; and other concerned parties shall attend the meeting. Participants at the meeting shall be familiar with Project and authorized to conclude matters relating to the Work.
  3. Agenda: Discuss items of significance that could affect or delay Project closeout, including the following:
    - a. Preparation of record documents.
    - b. Procedures required prior to inspection for Substantial Completion and for final inspection for acceptance.
    - c. Submittal of written warranties.
    - d. Requirements for preparing operations and maintenance data.
    - e. Requirements for delivery of material samples, attic stock, and spare parts.

- f. Requirements for demonstration and training.
  - g. Preparation of Contractor's punch list.
  - h. Procedures for processing Applications for Payment at Substantial Completion and for final payment.
  - i. Submittal procedures.
  - j. Owner's partial occupancy requirements.
  - k. Installation of Owner's furniture, fixtures, and equipment.
  - l. Responsibility for removing temporary facilities and controls.
4. Minutes: Entity conducting meeting will record and distribute meeting minutes.
- E. Progress Meetings: Conduct progress meetings at biweekly intervals.
1. Coordinate dates of meetings with preparation of payment requests.
  2. Attendees: In addition to representatives of Owner and Engineer, each contractor, subcontractor, supplier, and other entity concerned with current progress or involved in planning, coordination, or performance of future activities shall be represented at these meetings. All participants at the meeting shall be familiar with Project and authorized to conclude matters relating to the Work.
  3. Agenda: Review and correct or approve minutes of previous progress meeting. Review other items of significance that could affect progress. Include topics for discussion as appropriate to status of Project.
    - a. Contractor's Construction Schedule: Review progress since the last meeting. Determine whether each activity is on time, ahead of schedule, or behind schedule, in relation to Contractor's construction schedule. Determine how construction behind schedule will be expedited; secure commitments from parties involved to do so. Discuss whether schedule revisions are required to ensure that current and subsequent activities will be completed within the Contract Time.
      - 1) Review schedule for next period.
    - b. Review present and future needs of each entity present, including the following:
      - 1) Interface requirements.
      - 2) Sequence of operations.
      - 3) Status of submittals.
      - 4) Deliveries.
      - 5) Off-site fabrication.
      - 6) Access.
      - 7) Site utilization.
      - 8) Temporary facilities and controls.
      - 9) Progress cleaning.
      - 10) Quality and work standards.
      - 11) Status of correction of deficient items.
      - 12) Field observations.
      - 13) Status of RFIs.
      - 14) Status of proposal requests.
      - 15) Pending changes.
      - 16) Status of Change Orders.



- 17) Pending claims and disputes.
  - 18) Documentation of information for payment requests.
4. Minutes: Entity responsible for conducting the meeting will record and distribute the meeting minutes to each party present and to parties requiring information.
- a. Schedule Updating: Revise Contractor's construction schedule after each progress meeting where revisions to the schedule have been made or recognized. Issue revised schedule concurrently with the report of each meeting.

PART 2 - PRODUCTS (Not Used)

PART 3 - EXECUTION (Not Used)

END OF SECTION 013100

## SECTION 013200 - CONSTRUCTION PROGRESS DOCUMENTATION

### PART 1 - GENERAL

#### 1.1 RELATED DOCUMENTS

- A. Drawings and general provisions of the Contract, including General and Supplementary Conditions and other Division 01 Specification Sections, apply to this Section.

#### 1.2 SUMMARY

- A. Section includes administrative and procedural requirements for documenting the progress of construction during performance of the Work, including the following:
  - 1. Startup construction schedule.
  - 2. Contractor's construction schedule.
  - 3. Construction schedule updating reports.
  - 4. Daily construction reports.
  - 5. Material location reports.
  - 6. Site condition reports.
  - 7. Special reports.
- B. Related Requirements:
  - 1. Section 013300 "Submittal Procedures" for submitting schedules and reports.
  - 2. Section 014000 "Quality Requirements" for submitting a schedule of tests and inspections.

#### 1.3 DEFINITIONS

- A. Activity: A discrete part of a project that can be identified for planning, scheduling, monitoring, and controlling the construction project. Activities included in a construction schedule consume time and resources.
  - 1. Critical Activity: An activity on the critical path that must start and finish on the planned early start and finish times.
  - 2. Predecessor Activity: An activity that precedes another activity in the network.
  - 3. Successor Activity: An activity that follows another activity in the network.
- B. Cost Loading: The allocation of the schedule of values for the completion of an activity as scheduled. The sum of costs for all activities must equal the total Contract Sum unless otherwise approved by Engineer.

- C. CPM: Critical path method, which is a method of planning and scheduling a construction project where activities are arranged based on activity relationships. Network calculations determine when activities can be performed and the critical path of Project.
- D. Critical Path: The longest connected chain of interdependent activities through the network schedule that establishes the minimum overall Project duration and contains no float.
- E. Event: The starting or ending point of an activity.
- F. Float: The measure of leeway in starting and completing an activity.
  - 1. Float time is not for the exclusive use or benefit of either Owner or Contractor, but is a jointly owned, expiring Project resource available to both parties as needed to meet schedule milestones and Contract completion date.
  - 2. Free float is the amount of time an activity can be delayed without adversely affecting the early start of the successor activity.
  - 3. Total float is the measure of leeway in starting or completing an activity without adversely affecting the planned Project completion date.
- G. Resource Loading: The allocation of manpower and equipment necessary for the completion of an activity as scheduled.

#### 1.4 INFORMATIONAL SUBMITTALS

- A. Format for Submittals: Submit required submittals in the following format:
  - 1. PDF electronic file.
  - 2. Two paper copies.
- B. Startup construction schedule.
- C. Startup Network Diagram: Of size required to display entire network for entire construction period. Show logic ties for activities.
- D. Contractor's Construction Schedule: Initial schedule, of size required to display entire schedule for entire construction period.
- E. CPM Reports: Concurrent with CPM schedule, submit each of the following reports. Format for each activity in reports shall contain activity number, activity description, cost and resource loading, original duration, remaining duration, early start date, early finish date, late start date, late finish date, and total float in calendar days.
  - 1. Activity Report: List of all activities sorted by activity number and then early start date, or actual start date if known.
  - 2. Logic Report: List of preceding and succeeding activities for all activities, sorted in ascending order by activity number and then early start date, or actual start date if known.
  - 3. Total Float Report: List of all activities sorted in ascending order of total float.
  - 4. Earnings Report: Compilation of Contractor's total earnings from the Notice to Proceed until most recent Application for Payment.

- F. Construction Schedule Updating Reports: Submit with Applications for Payment.
- G. Daily Construction Reports: Submit at monthly intervals (if requested).
- H. Material Location Reports: Submit at monthly intervals (if requested).
- I. Site Condition Reports: Submit at time of discovery of differing conditions.
- J. Special Reports: Submit at time of unusual event.

#### 1.5 QUALITY ASSURANCE

- A. Prescheduling Conference: Conduct conference at Project site to comply with requirements in Section 013100 "Project Management and Coordination." Review methods and procedures related to the preliminary construction schedule and Contractor's construction schedule, including, but not limited to, the following:
  - 1. Review software limitations and content and format for reports.
  - 2. Verify availability of qualified personnel needed to develop and update schedule.
  - 3. Discuss constraints, including phasing, work stages, area separations, interim milestones and partial Owner occupancy.
  - 4. Review delivery dates for Owner-furnished products.
  - 5. Review schedule for work of Owner's separate contracts.
  - 6. Review submittal requirements and procedures.
  - 7. Review time required for review of submittals and resubmittals.
  - 8. Review requirements for tests and inspections by independent testing and inspecting agencies.
  - 9. Review time required for Project closeout and Owner startup procedures.
  - 10. Review and finalize list of construction activities to be included in schedule.
  - 11. Review procedures for updating schedule.

#### 1.6 COORDINATION

- A. Coordinate Contractor's construction schedule with the schedule of values, list of subcontracts, submittal schedule, progress reports, payment requests, and other required schedules and reports.
  - 1. Secure time commitments for performing critical elements of the Work from entities involved.
  - 2. Coordinate each construction activity in the network with other activities and schedule them in proper sequence.

## PART 2 - PRODUCTS

### 2.1 CONTRACTOR'S CONSTRUCTION SCHEDULE, GENERAL

- A. Time Frame: Extend schedule from date established for the Notice to Proceed to date of final completion.
1. Contract completion date shall not be changed by submission of a schedule that shows an early completion date, unless specifically authorized by Change Order.
- B. Activities: Treat each separate area as a separate numbered activity for each main element of the Work. Comply with the following:
1. Activity Duration: Define activities so no activity is longer than 20 days, unless specifically allowed by Engineer.
  2. Procurement Activities: Include procurement process activities for the following long lead items and major items, requiring a cycle of more than 60 days, as separate activities in schedule. Procurement cycle activities include, but are not limited to, submittals, approvals, purchasing, fabrication, and delivery.
  3. Submittal Review Time: Include review and resubmittal times indicated in Section 013300 "Submittal Procedures" in schedule. Coordinate submittal review times in Contractor's construction schedule with submittal schedule.
  4. Startup and Testing Time: Include no fewer than 15 days for startup and testing.
  5. Substantial Completion: Indicate completion in advance of date established for Substantial Completion, and allow time for Engineer's administrative procedures necessary for certification of Substantial Completion.
  6. Punch List and Final Completion: Include not more than 30 days for completion of punch list items and final completion.
- C. Constraints: Include constraints and work restrictions indicated in the Contract Documents and as follows in schedule, and show how the sequence of the Work is affected.
1. Phasing: Arrange list of activities on schedule by phase.
  2. Work Restrictions: Show the effect of the following items on the schedule:
    - a. Coordination with existing construction.
    - b. Limitations of continued occupancies.
    - c. Uninterruptible services.
    - d. Partial occupancy before Substantial Completion.
    - e. Use of premises restrictions.
    - f. Provisions for future construction.
    - g. Seasonal variations.
    - h. Environmental control.
  3. Work Stages: Indicate important stages of construction for each major portion of the Work, including, but not limited to, the following:
    - a. Submittals.
    - b. Purchases.
    - c. Mockups.

- d. Fabrication.
  - e. Sample testing.
  - f. Deliveries.
  - g. Installation.
  - h. Tests and inspections.
  - i. Adjusting.
  - j. Curing.
  - k. Startup and placement into final use and operation.
- D. Milestones: Include milestones indicated in the Contract Documents in schedule, including, but not limited to, the Notice to Proceed, Substantial Completion, and final completion.
- E. Upcoming Work Summary: Prepare summary report indicating activities scheduled to occur or commence prior to submittal of next schedule update. Summarize the following issues:
1. Unresolved issues.
  2. Unanswered Requests for Information.
  3. Rejected or unreturned submittals.
  4. Notations on returned submittals.
  5. Pending modifications affecting the Work and Contract Time.
- F. Recovery Schedule: When periodic update indicates the Work is 14 or more calendar days behind the current approved schedule, submit a separate recovery schedule indicating means by which Contractor intends to regain compliance with the schedule. Indicate changes to working hours, working days, crew sizes, and equipment required to achieve compliance, and date by which recovery will be accomplished.
- G. Computer Scheduling Software: Prepare schedules using current version of a program that has been developed specifically to manage construction schedules.
1. Use Microsoft Project, Primavera, Meridian Prolog, Scheduling component of Project Web site software specified in Section 013100 "Project Management and Coordination," for Windows XP operating system.
- 2.2 STARTUP CONSTRUCTION SCHEDULE
- A. Bar-Chart Schedule: Submit startup, horizontal, bar-chart-type construction schedule within seven days of date established for the Notice to Proceed.
- B. Preparation: Indicate each significant construction activity separately. Identify first workday of each week with a continuous vertical line. Outline significant construction activities for first 90 days of construction. Include skeleton diagram for the remainder of the Work and a cash requirement prediction based on indicated activities.
- 2.3 CONTRACTOR'S CONSTRUCTION SCHEDULE (CPM SCHEDULE)
- A. General: Prepare network diagrams using AON (activity-on-node) format.

- B. CPM Schedule: Prepare Contractor's construction schedule using a time-scaled CPM network analysis diagram for the Work.
1. Develop network diagram in sufficient time to submit CPM schedule so it can be accepted for use no later than 30 days after date established for the Notice to Proceed.
    - a. Failure to include any work item required for performance of this Contract shall not excuse Contractor from completing all work within applicable completion dates, regardless of Engineer's approval of the schedule.
  2. Conduct educational workshops to train and inform key Project personnel, including subcontractors' personnel, in proper methods of providing data and using CPM schedule information.
  3. Establish procedures for monitoring and updating CPM schedule and for reporting progress. Coordinate procedures with progress meeting and payment request dates.
  4. Use "one workday" as the unit of time for individual activities. Indicate nonworking days and holidays incorporated into the schedule in order to coordinate with the Contract Time.
- C. CPM Schedule Preparation: Prepare a list of all activities required to complete the Work. Using the startup network diagram, prepare a skeleton network to identify probable critical paths.
1. Activities: Indicate the estimated time duration, sequence requirements, and relationship of each activity in relation to other activities. Include estimated time frames for the following activities:
    - a. Preparation and processing of submittals.
    - b. Mobilization and demobilization.
    - c. Purchase of materials.
    - d. Delivery.
    - e. Fabrication.
    - f. Utility interruptions.
    - g. Installation.
    - h. Work by Owner that may affect or be affected by Contractor's activities.
    - i. Testing.
    - j. Punch list and final completion.
    - k. Activities occurring following final completion.
  2. Critical Path Activities: Identify critical path activities, including those for interim completion dates. Scheduled start and completion dates shall be consistent with Contract milestone dates.
  3. Processing: Process data to produce output data on a computer-drawn, time-scaled network. Revise data, reorganize activity sequences, and reproduce as often as necessary to produce the CPM schedule within the limitations of the Contract Time.
  4. Format: Mark the critical path. Locate the critical path near center of network; locate paths with most float near the edges.
    - a. Subnetworks on separate sheets are permissible for activities clearly off the critical path.

5. Cost- and Resource-Loading of CPM Schedule: Assign cost to construction activities on the CPM schedule. Do not assign costs to submittal activities. Obtain Engineer's approval prior to assigning costs to fabrication and delivery activities. Assign costs under main subcontracts for testing activities, operation and maintenance manuals, punch list activities, Project record documents, and demonstration and training (if applicable), in the amount of 5 percent of the Contract Sum.
  - a. Each activity cost shall reflect an appropriate value subject to approval by Engineer.
  - b. Total cost assigned to activities shall equal the total Contract Sum.
- D. Contract Modifications: For each proposed contract modification and concurrent with its submission, prepare a time-impact analysis using a network fragment to demonstrate the effect of the proposed change on the overall project schedule.
- E. Initial Issue of Schedule: Prepare initial network diagram from a sorted activity list indicating straight "early start-total float." Identify critical activities. Prepare tabulated reports showing the following:
  1. Contractor or subcontractor and the Work or activity.
  2. Description of activity.
  3. Main events of activity.
  4. Immediate preceding and succeeding activities.
  5. Early and late start dates.
  6. Early and late finish dates.
  7. Activity duration in workdays.
  8. Total float or slack time.
  9. Average size of workforce.
  10. Dollar value of activity (coordinated with the schedule of values).
- F. Schedule Updating: Concurrent with making revisions to schedule, prepare tabulated reports showing the following:
  1. Identification of activities that have changed.
  2. Changes in early and late start dates.
  3. Changes in early and late finish dates.
  4. Changes in activity durations in workdays.
  5. Changes in the critical path.
  6. Changes in total float or slack time.
  7. Changes in the Contract Time.

## 2.4 REPORTS

- A. Daily Construction Reports: Prepare a daily construction report recording the following information concerning events at Project site:
  1. List of subcontractors at Project site.
  2. List of separate contractors at Project site.
  3. Approximate count of personnel at Project site.



4. Equipment at Project site.
  5. Material deliveries.
  6. High and low temperatures and general weather conditions, including presence of rain or snow.
  7. Accidents.
  8. Meetings and significant decisions.
  9. Unusual events (see special reports).
  10. Stoppages, delays, shortages, and losses.
  11. Meter readings and similar recordings.
  12. Emergency procedures.
  13. Orders and requests of authorities having jurisdiction.
  14. Change Orders received and implemented.
  15. Construction Change Directives received and implemented.
  16. Services connected and disconnected.
  17. Equipment or system tests and startups.
  18. Partial completions and occupancies.
  19. Substantial Completions authorized.
- B. Material Location Reports: At monthly intervals, prepare and submit a comprehensive list of materials delivered to and stored at Project site. List shall be cumulative, showing materials previously reported plus items recently delivered. Include with list a statement of progress on and delivery dates for materials or items of equipment fabricated or stored away from Project site. Indicate the following categories for stored materials:
1. Material stored prior to previous report and remaining in storage.
  2. Material stored prior to previous report and since removed from storage and installed.
  3. Material stored following previous report and remaining in storage.
- C. Site Condition Reports: Immediately on discovery of a difference between site conditions and the Contract Documents, prepare and submit a detailed report. Submit with a Request for Information. Include a detailed description of the differing conditions, together with recommendations for changing the Contract Documents.

## 2.5 SPECIAL REPORTS

- A. General: Submit special reports directly to Owner within one day of an occurrence. Distribute copies of report to parties affected by the occurrence.
- B. Reporting Unusual Events: When an event of an unusual and significant nature occurs at Project site, whether or not related directly to the Work, prepare and submit a special report. List chain of events, persons participating, response by Contractor's personnel, evaluation of results or effects, and similar pertinent information. Advise Owner in advance when these events are known or predictable.

### PART 3 - EXECUTION

#### 3.1 CONTRACTOR'S CONSTRUCTION SCHEDULE

- A. Contractor's Construction Schedule Updating: At monthly intervals, update schedule to reflect actual construction progress and activities. Issue schedule one week before each regularly scheduled progress meeting.
1. Revise schedule immediately after each meeting or other activity where revisions have been recognized or made. Issue updated schedule concurrently with the report of each such meeting.
  2. Include a report with updated schedule that indicates every change, including, but not limited to, changes in logic, durations, actual starts and finishes, and activity durations.
  3. As the Work progresses, indicate final completion percentage for each activity.
- B. Distribution: Distribute copies of approved schedule to Engineer, Owner, separate contractors, testing and inspecting agencies, and other parties identified by Contractor with a need-to-know schedule responsibility.
1. Post copies in Project meeting rooms and temporary field offices.
  2. When revisions are made, distribute updated schedules to the same parties and post in the same locations. Delete parties from distribution when they have completed their assigned portion of the Work and are no longer involved in performance of construction activities.

END OF SECTION 013200

## SECTION 013233 - PHOTOGRAPHIC DOCUMENTATION

### PART 1 - GENERAL

#### 1.1 RELATED DOCUMENTS

- A. Drawings and general provisions of the Contract, including General and Supplementary Conditions and other Division 01 Specification Sections, apply to this Section.

#### 1.2 SUMMARY

- A. Section includes administrative and procedural requirements for the following:
  - 1. Preconstruction photographs.
  - 2. Periodic construction photographs.
  - 3. Final completion construction photographs.
- B. Related Requirements:
  - 1. Section 013300 "Submittal Procedures" for submitting photographic documentation.
  - 2. Section 017700 "Closeout Procedures" for submitting photographic documentation as project record documents at Project closeout.

#### 1.3 INFORMATIONAL SUBMITTALS

- A. Key Plan: Submit key plan of Project site and building with notation of vantage points marked for location and direction of each photograph. Indicate elevation or story of construction. Include same information as corresponding photographic documentation.
- B. Digital Photographs: Submit image files within seven days of taking photographs.
  - 1. Digital Camera: Minimum sensor resolution of 8 megapixels.
  - 2. Format: Minimum 3200 by 2400 pixels, in unaltered original files, with same aspect ratio as the sensor, uncropped, date and time stamped, in folder named by date of photograph, accompanied by key plan file.
  - 3. Identification: Provide the following information with each image description in file metadata tag:
    - a. Name of Project.
    - b. Name and contact information for photographer.
    - c. Name of Engineer.
    - d. Name of Contractor.
    - e. Date photograph was taken.
    - f. Description of vantage point, indicating location, direction (by compass point), and elevation or story of construction.

- g. Unique sequential identifier keyed to accompanying key plan.
- C. Construction Photographs: Submit two prints of each photographic view within seven days of taking photographs.
  - 1. Format: 4-by-6-inch smooth-surface matte prints on single-weight, commercial-grade photographic paper; enclosed back to back in clear plastic sleeves that are punched for standard three-ring binder.
  - 2. Identification: On back of each print, provide an applied label or rubber-stamped impression with the following information:
    - a. Name of Project.
    - b. Name and contact information for photographer.
    - c. Name of Engineer.
    - d. Name of Contractor.
    - e. Date photograph was taken if not date stamped by camera.
    - f. Description of vantage point, indicating location, direction (by compass point), and elevation or story of construction.
    - g. Unique sequential identifier keyed to accompanying key plan.

#### 1.4 USAGE RIGHTS

- A. Obtain and transfer copyright usage rights from photographer to Owner for unlimited reproduction of photographic documentation.

### PART 2 - PRODUCTS

#### 2.1 PHOTOGRAPHIC MEDIA

- A. Digital Images: Provide images in JPG format, produced by a digital camera with minimum sensor size of 8 megapixels, and at an image resolution of not less than 3200 by 2400 pixels.

### PART 3 - EXECUTION

#### 3.1 CONSTRUCTION PHOTOGRAPHS

- A. General: Take photographs using the maximum range of depth of field, and that are in focus, to clearly show the Work. Photographs with blurry or out-of-focus areas will not be accepted.
  - 1. Maintain key plan with each set of construction photographs that identifies each photographic location.
- B. Digital Images: Submit digital images exactly as originally recorded in the digital camera, without alteration, manipulation, editing, or modifications using image-editing software.
  - 1. Date and Time: Include date and time in file name for each image.

2. Field Office Images: Maintain one set of images accessible in the field office at Project site, available at all times for reference. Identify images in the same manner as those submitted to Engineer.
- C. Preconstruction Photographs: Before starting construction, take photographs of Project scope of work, including existing items to remain during construction, from different vantage points. Minimum of 4 pictures shall be taken, detailing existing conditions in each room.
- D. Final Completion Construction Photographs: Take color photographs from similar vantage points as from preconstruction photographs after date of Substantial Completion for submission as project record documents.

END OF SECTION 013233

## SECTION 013300 - SUBMITTAL PROCEDURES

### PART 1 - GENERAL

#### 1.1 RELATED DOCUMENTS

- A. Drawings and general provisions of the Contract, including General and Supplementary Conditions and other Division 01 Specification Sections, apply to this Section.

#### 1.2 SUMMARY

- A. Section includes requirements for the submittal schedule and administrative and procedural requirements for submitting Shop Drawings, Product Data, Samples, and other submittals.
- B. Related Requirements:
  - 1. Section 012900 "Payment Procedures" for submitting Applications for Payment and the schedule of values.
  - 2. Section 013200 "Construction Progress Documentation" for submitting schedules and reports, including Contractor's construction schedule.
  - 3. Section 017823 "Operation and Maintenance Data" for submitting operation and maintenance manuals.
  - 4. Section 017839 "Project Record Documents" for submitting record Drawings, record Specifications, and record Product Data.

#### 1.3 DEFINITIONS

- A. Action Submittals: Written and graphic information and physical samples that require Engineer's responsive action. Action submittals are those submittals indicated in individual Specification Sections as "action submittals."
- B. Informational Submittals: Written and graphic information and physical samples that do not require Engineer's responsive action. Submittals may be rejected for not complying with requirements. Informational submittals are those submittals indicated in individual Specification Sections as "informational submittals."
- C. File Transfer Protocol (FTP): Communications protocol that enables transfer of files to and from another computer over a network and that serves as the basis for standard Internet protocols. An FTP site is a portion of a network located outside of network firewalls within which internal and external users are able to access files.
- D. Portable Document Format (PDF): An open standard file format licensed by Adobe Systems used for representing documents in a device-independent and display resolution-independent fixed-layout document format.

#### 1.4 ACTION SUBMITTALS

- A. Submittal Schedule: Submit a schedule of submittals, arranged in chronological order by dates required by construction schedule. Include time required for review, ordering, manufacturing, fabrication, and delivery when establishing dates. Include additional time required for making corrections or revisions to submittals noted by Engineer and additional time for handling and reviewing submittals required by those corrections.
1. Coordinate submittal schedule with list of subcontracts, the schedule of values, and Contractor's construction schedule.
  2. Initial Submittal: Submit concurrently with startup construction schedule. Include submittals required during the first 45 days of construction. List those submittals required to maintain orderly progress of the Work and those required early because of long lead time for manufacture or fabrication.
  3. Final Submittal: Submit concurrently with the first complete submittal of Contractor's construction schedule.
    - a. Submit revised submittal schedule to reflect changes in current status and timing for submittals.
  4. Format: Arrange the following information in a tabular format:
    - a. Scheduled date for first submittal.
    - b. Specification Section number and title.
    - c. Submittal category: Action; informational.
    - d. Name of subcontractor.
    - e. Description of the Work covered.
    - f. Scheduled date for Engineer's final release or approval.
    - g. Scheduled date of fabrication.
    - h. Scheduled dates for purchasing.
    - i. Scheduled dates for installation.
    - j. Activity or event number.

#### 1.5 SUBMITTAL ADMINISTRATIVE REQUIREMENTS

- A. Engineer's Digital Data Files: Electronic digital data files of the Contract Drawings will not be provided by Engineer for Contractor's use in preparing submittals.
- B. Coordination: Coordinate preparation and processing of submittals with performance of construction activities.
1. Coordinate each submittal with fabrication, purchasing, testing, delivery, other submittals, and related activities that require sequential activity.
  2. Submit all submittal items required for each Specification Section concurrently unless partial submittals for portions of the Work are indicated on approved submittal schedule.
  3. Submit action submittals and informational submittals required by the same Specification Section as separate packages under separate transmittals.

4. Coordinate transmittal of different types of submittals for related parts of the Work so processing will not be delayed because of need to review submittals concurrently for coordination.
  - a. Engineer reserves the right to withhold action on a submittal requiring coordination with other submittals until related submittals are received.
- C. Processing Time: Allow time for submittal review, including time for resubmittals, as follows. Time for review shall commence on Engineer's receipt of submittal. No extension of the Contract Time will be authorized because of failure to transmit submittals enough in advance of the Work to permit processing, including resubmittals.
  1. Initial Review: Allow 15 days for initial review of each submittal. Allow additional time if coordination with subsequent submittals is required. Engineer will advise Contractor when a submittal being processed must be delayed for coordination.
  2. Intermediate Review: If intermediate submittal is necessary, process it in same manner as initial submittal.
  3. Resubmittal Review: Allow 15 days for review of each resubmittal.
  4. Concurrent Consultant Review: Where the Contract Documents indicate that submittals may be transmitted simultaneously to Engineer and to Engineer's consultants, allow 15 days for review of each submittal. Submittal will be returned to Engineer, before being returned to Contractor.
- D. Paper Submittals: Place a permanent label or title block on each submittal item for identification.
  1. Paper submittals are required in general for anything over letter size paper.
  2. Indicate name of firm or entity that prepared each submittal on label or title block.
  3. Provide a space approximately 6 by 8 inches on label or beside title block to record Contractor's review and approval markings and action taken by Engineer.
  4. Include the following information for processing and recording action taken:
    - a. Project name.
    - b. Date.
    - c. Name of Engineer.
    - d. Name of Construction Manager.
    - e. Name of Contractor.
    - f. Name of subcontractor.
    - g. Name of supplier.
    - h. Name of manufacturer.
    - i. Submittal number or other unique identifier, including revision identifier.
      - 1) Submittal number shall use Specification Section number followed by a decimal point and then a sequential number (e.g., 061000.01). Resubmittals shall include an alphabetic suffix after another decimal point (e.g., 061000.01.A).
    - j. Number and title of appropriate Specification Section.
    - k. Drawing number and detail references, as appropriate.
    - l. Location(s) where product is to be installed, as appropriate.



- m. Other necessary identification.
- 5. Additional Paper Copies: Unless additional copies are required for final submittal, and unless Engineer observes noncompliance with provisions in the Contract Documents, initial submittal may serve as final submittal.
  - 6. Transmittal for Paper Submittals: Assemble each submittal individually and appropriately for transmittal and handling. Transmit each submittal using a transmittal form. Engineer will return without review submittals received from sources other than Contractor.
    - a. Transmittal Form for Paper Submittals: Provide locations on form for the following information:
      - 1) Project name.
      - 2) Date.
      - 3) Destination (To:).
      - 4) Source (From:).
      - 5) Name and address of Engineer.
      - 6) Name of Contractor.
      - 7) Name of firm or entity that prepared submittal.
      - 8) Names of subcontractor, manufacturer, and supplier.
      - 9) Category and type of submittal.
      - 10) Submittal purpose and description.
      - 11) Specification Section number and title.
      - 12) Specification paragraph number or drawing designation and generic name for each of multiple items.
      - 13) Drawing number and detail references, as appropriate.
      - 14) Indication of full or partial submittal.
      - 15) Transmittal number, numbered consecutively.
      - 16) Submittal and transmittal distribution record.
      - 17) Remarks.
      - 18) Signature of transmitter.
- E. Electronic Submittals: Identify and incorporate information in each electronic submittal file as follows:
    - 1. Assemble complete submittal package into a single indexed file incorporating submittal requirements of a single Specification Section and transmittal form with links enabling navigation to each item.
    - 2. Name file with submittal number or other unique identifier, including revision identifier.
      - a. File name shall use project identifier and Specification Section number followed by a decimal point and then a sequential number (e.g., LNHS-061000.01). Resubmittals shall include an alphabetic suffix after another decimal point (e.g., LNHS-061000.01.A).
    - 3. Provide means for insertion to permanently record Contractor's review and approval markings and action taken by Engineer.

4. Transmittal Form for Electronic Submittals: Use software-generated form from electronic project management software acceptable to Owner, containing the following information:
    - a. Project name.
    - b. Date.
    - c. Name and address of Engineer.
    - d. Name of Contractor.
    - e. Name of firm or entity that prepared submittal.
    - f. Names of subcontractor, manufacturer, and supplier.
    - g. Category and type of submittal.
    - h. Submittal purpose and description.
    - i. Specification Section number and title.
    - j. Specification paragraph number or drawing designation and generic name for each of multiple items.
    - k. Drawing number and detail references, as appropriate.
    - l. Location(s) where product is to be installed, as appropriate.
    - m. Related physical samples submitted directly.
    - n. Indication of full or partial submittal.
    - o. Transmittal number, numbered consecutively.
    - p. Submittal and transmittal distribution record.
    - q. Other necessary identification.
    - r. Remarks.
  5. Metadata: Include the following information as keywords in the electronic submittal file metadata:
    - a. Project name.
    - b. Number and title of appropriate Specification Section.
    - c. Manufacturer name.
    - d. Product name.
- F. Options: Identify options requiring selection by Engineer.
- G. Deviations and Additional Information: On an attached separate sheet, prepared on Contractor's letterhead, record relevant information, requests for data, revisions other than those requested by Engineer on previous submittals, and deviations from requirements in the Contract Documents, including minor variations and limitations. Include same identification information as related submittal.
- H. Resubmittals: Make resubmittals in same form and number of copies as initial submittal.
1. Note date and content of previous submittal.
  2. Note date and content of revision in label or title block and clearly indicate extent of revision.
  3. Resubmit submittals until they are marked with approval notation from Engineer's action stamp.

- I. Distribution: Furnish copies of final submittals to manufacturers, subcontractors, suppliers, fabricators, installers, authorities having jurisdiction, and others as necessary for performance of construction activities. Show distribution on transmittal forms.
- J. Use for Construction: Retain complete copies of submittals on Project site. Use only final action submittals that are marked with approval notation from Engineer's action stamp.

## PART 2 - PRODUCTS

### 2.1 SUBMITTAL PROCEDURES

- A. General Submittal Procedure Requirements: Prepare and submit submittals required by individual Specification Sections. Types of submittals are indicated in individual Specification Sections.
  - 1. Submit electronic submittals via email as PDF electronic files.
    - a. Engineer will return annotated file. Annotate and retain one copy of file as an electronic Project record document file.
  - 2. Action Submittals: Submit six paper copies of each submittal unless otherwise indicated. Engineer will return three copies.
  - 3. Informational Submittals: Submit three paper copies of each submittal unless otherwise indicated. Engineer will not return copies.
  - 4. Certificates and Certifications Submittals: Provide a statement that includes signature of entity responsible for preparing certification. Certificates and certifications shall be signed by an officer or other individual authorized to sign documents on behalf of that entity.
    - a. Provide a digital signature with digital certificate on electronically submitted certificates and certifications where indicated.
    - b. Provide a notarized statement on original paper copy certificates and certifications where indicated.
- B. Product Data: Collect information into a single submittal for each element of construction and type of product or equipment.
  - 1. If information must be specially prepared for submittal because standard published data are not suitable for use, submit as Shop Drawings, not as Product Data.
  - 2. Mark each copy of each submittal to show which products and options are applicable.
  - 3. Include the following information, as applicable:
    - a. Manufacturer's catalog cuts.
    - b. Manufacturer's product specifications.
    - c. Standard color charts.
    - d. Statement of compliance with specified referenced standards.
    - e. Testing by recognized testing agency.
    - f. Application of testing agency labels and seals.

- g. Notation of coordination requirements.
        - h. Availability and delivery time information.
  4. For equipment, include the following in addition to the above, as applicable:
    - a. Wiring diagrams showing factory-installed wiring.
    - b. Printed performance curves.
    - c. Operational range diagrams.
    - d. Clearances required to other construction, if not indicated on accompanying Shop Drawings.
  5. Submit Product Data before or concurrent with Samples.
  6. Submit Product Data in the following format:
    - a. PDF electronic file.
    - b. Six paper copies of Product Data unless otherwise indicated. Engineer will return three copies.
- C. Shop Drawings: Prepare Project-specific information, drawn accurately to scale. Do not base Shop Drawings on reproductions of the Contract Documents or standard printed data.
1. Preparation: Fully illustrate requirements in the Contract Documents. Include the following information, as applicable:
    - a. Identification of products.
    - b. Schedules.
    - c. Compliance with specified standards.
    - d. Notation of coordination requirements.
    - e. Notation of dimensions established by field measurement.
    - f. Relationship and attachment to adjoining construction clearly indicated.
    - g. Seal and signature of professional engineer if specified.
  2. Sheet Size: Except for templates, patterns, and similar full-size drawings, submit Shop Drawings on sheets at least 8-1/2 by 11 inches, but no larger than 30 by 42 inches.
  3. Submit Shop Drawings in the following format:
    - a. PDF electronic file.
    - b. Three opaque (bond) copies of each submittal. Engineer will return one copy.
- D. Samples: Submit Samples for review of kind, color, pattern, and texture for a check of these characteristics with other elements and for a comparison of these characteristics between submittal and actual component as delivered and installed.
1. Transmit Samples that contain multiple, related components such as accessories together in one submittal package.
  2. Identification: Attach label on unexposed side of Samples that includes the following:
    - a. Generic description of Sample.
    - b. Product name and name of manufacturer.
    - c. Sample source.

- d. Number and title of applicable Specification Section.
  - e. Specification paragraph number and generic name of each item.
3. For projects where electronic submittals are required, provide corresponding electronic submittal of Sample transmittal, digital image file illustrating Sample characteristics, and identification information for record.
  4. Disposition: Maintain sets of approved Samples at Project site, available for quality-control comparisons throughout the course of construction activity. Sample sets may be used to determine final acceptance of construction associated with each set.
    - a. Samples not incorporated into the Work, or otherwise designated as Owner's property, are the property of Contractor.
  5. Samples for Initial Selection: Submit manufacturer's color charts consisting of units or sections of units showing the full range of colors, textures, and patterns available.
    - a. Number of Samples: Submit one full set(s) of available choices where color, pattern, texture, or similar characteristics are required to be selected from manufacturer's product line. Engineer will return submittal with options selected.
  6. Samples for Verification: Submit full-size units or Samples of size indicated, prepared from same material to be used for the Work, cured and finished in manner specified, and physically identical with material or product proposed for use, and that show full range of color and texture variations expected. Samples include, but are not limited to, the following: partial sections of manufactured or fabricated components; small cuts or containers of materials; complete units of repetitively used materials; swatches showing color, texture, and pattern; color range sets; and components used for independent testing and inspection.
    - a. Number of Samples: Submit three sets of Samples. Engineer will retain two Sample sets; remainder will be returned.
      - 1) Submit a single Sample where assembly details, workmanship, fabrication techniques, connections, operation, and other similar characteristics are to be demonstrated.
      - 2) If variation in color, pattern, texture, or other characteristic is inherent in material or product represented by a Sample, submit at least three sets of paired units that show approximate limits of variations.
- E. Product Schedule: As required in individual Specification Sections, prepare a written summary indicating types of products required for the Work and their intended location. Include the following information in tabular form:
1. Type of product. Include unique identifier for each product indicated in the Contract Documents or assigned by Contractor if none is indicated.
  2. Manufacturer and product name, and model number if applicable.
  3. Number and name of room or space.
  4. Location within room or space.
  5. Submit product schedule in the following format:

- a. PDF electronic file.
  - b. Six paper copies of product schedule or list unless otherwise indicated. Engineer will return three copies.
- F. Coordination Drawing Submittals: Comply with requirements specified in Section 013100 "Project Management and Coordination."
- G. Contractor's Construction Schedule: Comply with requirements specified in Section 013200 "Construction Progress Documentation."
- H. Application for Payment and Schedule of Values: Comply with requirements specified in Section 012900 "Payment Procedures."
- I. Test and Inspection Reports and Schedule of Tests and Inspections Submittals: Comply with requirements specified in Section 014000 "Quality Requirements."
- J. Closeout Submittals and Maintenance Material Submittals: Comply with requirements specified in Section 017700 "Closeout Procedures."
- K. Maintenance Data: Comply with requirements specified in Section 017823 "Operation and Maintenance Data."
- L. Qualification Data: Prepare written information that demonstrates capabilities and experience of firm or person. Include lists of completed projects with project names and addresses, contact information of Engineers and owners, and other information specified.
- M. Welding Certificates: Prepare written certification that welding procedures and personnel comply with requirements in the Contract Documents. Submit record of Welding Procedure Specification and Procedure Qualification Record on AWS forms. Include names of firms and personnel certified.
- N. Installer Certificates: Submit written statements on manufacturer's letterhead certifying that Installer complies with requirements in the Contract Documents and, where required, is authorized by manufacturer for this specific Project.
- O. Manufacturer Certificates: Submit written statements on manufacturer's letterhead certifying that manufacturer complies with requirements in the Contract Documents. Include evidence of manufacturing experience where required.
- P. Product Certificates: Submit written statements on manufacturer's letterhead certifying that product complies with requirements in the Contract Documents.
- Q. Material Certificates: Submit written statements on manufacturer's letterhead certifying that material complies with requirements in the Contract Documents.
- R. Material Test Reports: Submit reports written by a qualified testing agency, on testing agency's standard form, indicating and interpreting test results of material for compliance with requirements in the Contract Documents.

- S. Product Test Reports: Submit written reports indicating that current product produced by manufacturer complies with requirements in the Contract Documents. Base reports on evaluation of tests performed by manufacturer and witnessed by a qualified testing agency, or on comprehensive tests performed by a qualified testing agency.
- T. Research Reports: Submit written evidence, from a model code organization acceptable to authorities having jurisdiction, that product complies with building code in effect for Project. Include the following information:
  - 1. Name of evaluation organization.
  - 2. Date of evaluation.
  - 3. Time period when report is in effect.
  - 4. Product and manufacturers' names.
  - 5. Description of product.
  - 6. Test procedures and results.
  - 7. Limitations of use.
- U. Preconstruction Test Reports: Submit reports written by a qualified testing agency, on testing agency's standard form, indicating and interpreting results of tests performed before installation of product, for compliance with performance requirements in the Contract Documents.
- V. Compatibility Test Reports: Submit reports written by a qualified testing agency, on testing agency's standard form, indicating and interpreting results of compatibility tests performed before installation of product. Include written recommendations for primers and substrate preparation needed for adhesion.
- W. Field Test Reports: Submit written reports indicating and interpreting results of field tests performed either during installation of product or after product is installed in its final location, for compliance with requirements in the Contract Documents.
- X. Design Data: Prepare and submit written and graphic information, including, but not limited to, performance and design criteria, list of applicable codes and regulations, and calculations. Include list of assumptions and other performance and design criteria and a summary of loads. Include load diagrams if applicable. Provide name and version of software, if any, used for calculations. Include page numbers.

## 2.2 DELEGATED-DESIGN SERVICES

- A. Performance and Design Criteria: Where professional design services or certifications by a design professional are specifically required of Contractor by the Contract Documents, provide products and systems complying with specific performance and design criteria indicated.
  - 1. If criteria indicated are not sufficient to perform services or certification required, submit a written request for additional information to Engineer.
- B. Delegated-Design Services Certification: In addition to Shop Drawings, Product Data, and other required submittals, submit digitally signed PDF electronic file or six paper copies of certificate, signed and sealed by the responsible design professional, for each product and system specifically assigned to Contractor to be designed or certified by a design professional.

1. Indicate that products and systems comply with performance and design criteria in the Contract Documents. Include list of codes, loads, and other factors used in performing these services.

### PART 3 - EXECUTION

#### 3.1 CONTRACTOR'S REVIEW

- A. Action and Informational Submittals: Review each submittal and check for coordination with other Work of the Contract and for compliance with the Contract Documents. Note corrections and field dimensions. Mark with approval stamp before submitting to Engineer.
- B. Project Closeout and Maintenance Material Submittals: See requirements in Section 017700 "Closeout Procedures."
- C. Approval Stamp: Stamp each submittal with a uniform, approval stamp. Include Project name and location, submittal number, Specification Section title and number, name of reviewer, date of Contractor's approval, and statement certifying that submittal has been reviewed, checked, and approved for compliance with the Contract Documents.

#### 3.2 ENGINEER'S ACTION

- A. Action Submittals: Engineer will review each submittal, make marks to indicate corrections or revisions required, and return it. Engineer will stamp each submittal with an action stamp and will mark stamp appropriately to indicate action.
- B. Informational Submittals: Engineer will review each submittal and will not return it, or will return it if it does not comply with requirements. Engineer will forward each submittal to appropriate party.
- C. Partial submittals prepared for a portion of the Work will be reviewed when use of partial submittals has received prior approval from Engineer.
- D. Incomplete submittals are unacceptable, will be considered nonresponsive, and will be returned for resubmittal without review.
- E. Submittals not required by the Contract Documents may be returned by the Engineer without action.

END OF SECTION 013300



## SECTION 014000 - QUALITY REQUIREMENTS

### PART 1 - GENERAL

#### 1.1 RELATED DOCUMENTS

- A. Drawings and general provisions of the Contract, including General and Supplementary Conditions and other Division 01 Specification Sections, apply to this Section.

#### 1.2 SUMMARY

- A. Section includes administrative and procedural requirements for quality assurance and quality control.
- B. Testing and inspecting services are required to verify compliance with requirements specified or indicated. These services do not relieve Contractor of responsibility for compliance with the Contract Document requirements.
  - 1. Specific quality-assurance and -control requirements for individual construction activities are specified in the Sections that specify those activities. Requirements in those Sections may also cover production of standard products.
  - 2. Specified tests, inspections, and related actions do not limit Contractor's other quality-assurance and -control procedures that facilitate compliance with the Contract Document requirements.
  - 3. Requirements for Contractor to provide quality-assurance and -control services required by Engineer, Owner or authorities having jurisdiction are not limited by provisions of this Section.
  - 4. Specific test and inspection requirements are not specified in this Section.

#### 1.3 DEFINITIONS

- A. Quality-Assurance Services: Activities, actions, and procedures performed before and during execution of the Work to guard against defects and deficiencies and substantiate that proposed construction will comply with requirements.
- B. Quality-Control Services: Tests, inspections, procedures, and related actions during and after execution of the Work to evaluate that actual products incorporated into the Work and completed construction comply with requirements. Services do not include contract enforcement activities performed by Engineer.
- C. Preconstruction Testing: Tests and inspections performed specifically for Project before products and materials are incorporated into the Work, to verify performance or compliance with specified criteria.

- D. **Product Testing:** Tests and inspections that are performed by an NRTL, an NVLAP, or a testing agency qualified to conduct product testing and acceptable to authorities having jurisdiction, to establish product performance and compliance with specified requirements.
- E. **Source Quality-Control Testing:** Tests and inspections that are performed at the source, e.g., plant, mill, factory, or shop.
- F. **Field Quality-Control Testing:** Tests and inspections that are performed on-site for installation of the Work and for completed Work.
- G. **Testing Agency:** An entity engaged to perform specific tests, inspections, or both. Testing laboratory shall mean the same as testing agency.
- H. **Installer/Applicator/Erector:** Contractor or another entity engaged by Contractor as an employee, Subcontractor, or Sub-subcontractor, to perform a particular construction operation, including installation, erection, application, and similar operations.
  - 1. Use of trade-specific terminology in referring to a trade or entity does not require that certain construction activities be performed by accredited or unionized individuals, or that requirements specified apply exclusively to specific trade(s).
- I. **Experienced:** When used with an entity or individual, "experienced" means having successfully completed a minimum of three previous projects similar in nature, size, and extent to this Project; being familiar with special requirements indicated; and having complied with requirements of authorities having jurisdiction.

#### 1.4 CONFLICTING REQUIREMENTS

- A. **Referenced Standards:** If compliance with two or more standards is specified and the standards establish different or conflicting requirements for minimum quantities or quality levels, comply with the most stringent requirement. Refer conflicting requirements that are different, but apparently equal, to Engineer for a decision before proceeding.
- B. **Minimum Quantity or Quality Levels:** The quantity or quality level shown or specified shall be the minimum provided or performed. The actual installation may comply exactly with the minimum quantity or quality specified, or it may exceed the minimum within reasonable limits. To comply with these requirements, indicated numeric values are minimum or maximum, as appropriate, for the context of requirements. Refer uncertainties to Engineer for a decision before proceeding.

#### 1.5 INFORMATIONAL SUBMITTALS

- A. **Qualification Data:** For Contractor's quality-control personnel.
- B. **Contractor's Statement of Responsibility:** When required by authorities having jurisdiction, submit copy of written statement of responsibility sent to authorities having jurisdiction before starting work on the following systems:

1. Seismic-force-resisting system, designated seismic system, or component listed in the designated seismic system quality-assurance plan prepared by Engineer.
- C. Testing Agency Qualifications: For testing agencies specified in "Quality Assurance" Article to demonstrate their capabilities and experience. Include proof of qualifications in the form of a recent report on the inspection of the testing agency by a recognized authority.

## 1.6 REPORTS AND DOCUMENTS

- A. Test and Inspection Reports: Prepare and submit certified written reports specified in other Sections.
1. Date of issue.
  2. Project title and number.
  3. Name, address, and telephone number of testing agency.
  4. Dates and locations of samples and tests or inspections.
  5. Names of individuals making tests and inspections.
  6. Description of the Work and test and inspection method.
  7. Identification of product and Specification Section.
  8. Complete test or inspection data.
  9. Test and inspection results and an interpretation of test results.
  10. Record of temperature and weather conditions at time of sample taking and testing and inspecting, if relevant.
  11. Comments or professional opinion on whether tested or inspected Work complies with the Subcontract requirements.
  12. Name and signature of responsible inspector.
  13. Recommendations on retesting and re-inspecting.
- B. Manufacturer's Technical Representative's Field Reports: Prepare written information documenting manufacturer's technical representative's tests and inspections specified in other Sections.
1. Name, address, and telephone number of technical representative making the report.
  2. Statement on condition of substrates and their acceptability for installation of product.
  3. Statement that products at Project site comply with requirements.
  4. Summary of installation procedures being followed, whether they comply with requirements, and, if not, what corrective action was taken.
  5. Results of operational and other tests and a statement of whether observed performance complies with the requirements.
  6. Statement whether conditions, products, and installation will affect warranty.
  7. Other required items indicated in individual Specification Sections.
- C. Factory-Authorized Service Representative's Reports: Prepare written information documenting manufacturer's factory-authorized service representative's tests and inspections specified in other Sections.
1. Name, address, and telephone number of factory-authorized service representative making the report.
  2. Statement that equipment complies with requirements.

3. Results of operational and other tests and a statement of whether observed performance complies with the requirements.
  4. Statement whether conditions, products, and installation will affect warranty.
  5. Other required items indicated in individual Specification Sections.
- D. Permits, Licenses, and Certificates: For Owner's records, submit copies of permits, licenses, certifications, inspection reports, releases, jurisdictional settlements, notices, receipts for fee payments, judgments, correspondence, records, and similar documents, established for compliance with standards and regulations bearing on performance of the Work.

## 1.7 QUALITY ASSURANCE

- A. General: Qualifications paragraphs in this article establish the minimum qualification levels required; individual Specification Sections specify additional requirements.
- B. Manufacturer Qualifications: A firm experienced in manufacturing products or systems similar to those indicated for this Project and with a record of successful in-service performance, as well as sufficient production capacity to produce required units.
- C. Fabricator Qualifications: A firm experienced in producing products similar to those indicated for this Project and with a record of successful in-service performance, as well as sufficient production capacity to produce required units.
- D. Installer Qualifications: A firm or individual experienced in installing, erecting, or assembling work similar in material, design, and extent to that indicated for this Project, whose work has resulted in construction with a record of successful in-service performance.
- E. Professional Engineer Qualifications: A professional engineer who is legally qualified to practice in jurisdiction where Project is located and who is experienced in providing engineering services of the kind indicated. Engineering services are defined as those performed for installations of the system, assembly, or product that are similar in material, design, and extent to those indicated for this Project.
- F. Testing Agency Qualifications: An NRTL, an NVLAP, or an independent agency with the experience and capability to conduct testing and inspecting indicated, as documented according to ASTM E 329; and with additional qualifications specified in individual Sections; and, where required by authorities having jurisdiction, that is acceptable to authorities.
1. NRTL: A nationally recognized testing laboratory according to 29 CFR 1910.7.
  2. NVLAP: A testing agency accredited according to NIST's National Voluntary Laboratory Accreditation Program.
- G. Manufacturer's Technical Representative Qualifications: An authorized representative of manufacturer who is trained and approved by manufacturer to observe and inspect installation of manufacturer's products that are similar in material, design, and extent to those indicated for this Project.
- H. Factory-Authorized Service Representative Qualifications: An authorized representative of manufacturer who is trained and approved by manufacturer to inspect installation of

manufacturer's products that are similar in material, design, and extent to those indicated for this Project.

## 1.8 QUALITY CONTROL

- A. **Owner Responsibilities:** Where the International Building Code (IBC) requires that quality-control services are indicated as Owner's responsibility, Owner will engage a qualified testing agency to perform these services.
1. Owner will furnish Contractor with names, addresses, and telephone numbers of testing agencies engaged and a description of types of testing and inspecting they are engaged to perform.
  2. Costs for retesting and reinspecting construction that replaces or is necessitated by work that failed to comply with the Contract Documents will be charged to Contractor, and the Contract Sum will be adjusted by Change Order.
- B. **Contractor Responsibilities:** Tests and inspections not explicitly assigned to Owner are Contractor's responsibility. Perform additional quality-control activities required to verify that the Work complies with requirements, whether specified or not.
1. Unless otherwise indicated, provide quality-control services specified and those required by authorities having jurisdiction. Perform quality-control services required of Contractor by authorities having jurisdiction, whether specified or not.
  2. Where services are indicated as Contractor's responsibility, engage a qualified testing agency to perform these quality-control services.
    - a. Contractor shall not employ same entity engaged by Owner, unless agreed to in writing by Owner.
  3. Notify testing agencies at least 24 hours in advance of time when Work that requires testing or inspecting will be performed.
  4. Where quality-control services are indicated as Contractor's responsibility, submit a certified written report, in duplicate, of each quality-control service.
  5. Testing and inspecting requested by Contractor and not required by the Contract Documents are Contractor's responsibility.
  6. Submit additional copies of each written report directly to authorities having jurisdiction, when they so direct.
- C. **Manufacturer's Field Services:** Where indicated, engage a factory-authorized service representative to inspect field-assembled components and equipment installation, including service connections. Report results in writing as specified in Section 013300 "Submittal Procedures."
- D. **Manufacturer's Technical Services:** Where indicated, engage a manufacturer's technical representative to observe and inspect the Work. Manufacturer's technical representative's services include participation in preinstallation conferences, examination of substrates and conditions, verification of materials, observation of Installer activities, inspection of completed portions of the Work, and submittal of written reports.

- E. Retesting/Reinspecting: Regardless of whether original tests or inspections were Contractor's responsibility, provide quality-control services, including retesting and reinspecting, for construction that replaced Work that failed to comply with the Contract Documents.
- F. Associated Services: Cooperate with agencies performing required tests, inspections, and similar quality-control services, and provide reasonable auxiliary services as requested. Notify agency sufficiently in advance of operations to permit assignment of personnel. Provide the following:
  - 1. Access to the Work.
  - 2. Incidental labor and facilities necessary to facilitate tests and inspections.
  - 3. Adequate quantities of representative samples of materials that require testing and inspecting. Assist agency in obtaining samples.
  - 4. Facilities for storage and field curing of test samples.
  - 5. Preliminary design mix proposed for use for material mixes that require control by testing agency.
  - 6. Security and protection for samples and for testing and inspecting equipment at Project site.
- G. Coordination: Coordinate sequence of activities to accommodate required quality-assurance and -control services with a minimum of delay and to avoid necessity of removing and replacing construction to accommodate testing and inspecting.
  - 1. Schedule times for tests, inspections, obtaining samples, and similar activities.

#### 1.9 SPECIAL TESTS AND INSPECTIONS

- A. Special Tests and Inspections: Owner will engage a qualified testing agency to conduct special tests and inspections required by authorities having jurisdiction as the responsibility of Owner, as indicated in Statement of Special Inspections attached to this Section, and as follows:
  - 1. Notifying Engineer and Contractor promptly of irregularities and deficiencies observed in the Work during performance of its services.
  - 2. Submitting a certified written report of each test, inspection, and similar quality-control service to Engineer with copy to Contractor and to authorities having jurisdiction.
  - 3. Submitting a final report of special tests and inspections at Substantial Completion, which includes a list of unresolved deficiencies.
  - 4. Interpreting tests and inspections and stating in each report whether tested and inspected work complies with or deviates from the Contract Documents.
  - 5. Retesting and reinspecting corrected work.

PART 2 - PRODUCTS (Not Used)

PART 3 - EXECUTION

3.1 TEST AND INSPECTION LOG

- A. Test and Inspection Log: Prepare a record of tests and inspections. Include the following
  - 1. Date test or inspection was conducted.
  - 2. Description of the Work tested or inspected.
  - 3. Date test or inspection results were transmitted to Engineer.
  - 4. Identification of testing agency or special inspector conducting test or inspection.
- B. Maintain log at Project site. Post changes and revisions as they occur. Provide access to test and inspection log for Engineer's reference during normal working hours.

3.2 REPAIR AND PROTECTION

- A. General: On completion of testing, inspecting, sample taking, and similar services, repair damaged construction and restore substrates and finishes.
  - 1. Provide materials and comply with installation requirements specified in other Specification Sections or matching existing substrates and finishes. Restore patched areas and extend restoration into adjoining areas with durable seams that are as invisible as possible. Comply with the Contract Document requirements for cutting and patching in Section 017300 "Execution."
- B. Protect construction exposed by or for quality-control service activities.
- C. Repair and protection are Contractor's responsibility, regardless of the assignment of responsibility for quality-control services.

END OF SECTION 014000

## SECTION 014200 - REFERENCES

### PART 1 - GENERAL

#### 1.1 RELATED DOCUMENTS

- A. Drawings and general provisions of the Contract, including General and Supplementary Conditions and other Division 01 Specification Sections, apply to this Section.

#### 1.2 DEFINITIONS

- A. General: Basic Contract definitions are included in the Conditions of the Contract.
- B. "Approved": When used to convey Architect's action on Contractor's submittals, applications, and requests, "approved" is limited to Architect's duties and responsibilities as stated in the Conditions of the Contract.
- C. "Directed": A command or instruction by Architect. Other terms including "requested," "authorized," "selected," "required," and "permitted" have the same meaning as "directed."
- D. "Indicated": Requirements expressed by graphic representations or in written form on Drawings, in Specifications, and in other Contract Documents. Other terms including "shown," "noted," "scheduled," and "specified" have the same meaning as "indicated."
- E. "Regulations": Laws, ordinances, statutes, and lawful orders issued by authorities having jurisdiction, and rules, conventions, and agreements within the construction industry that control performance of the Work.
- F. "Furnish": Supply and deliver to Project site, ready for unloading, unpacking, assembly, installation, and similar operations.
- G. "Install": Operations at Project site including unloading, temporarily storing, unpacking, assembling, erecting, placing, anchoring, applying, working to dimension, finishing, curing, protecting, cleaning, and similar operations.
- H. "Provide": Furnish and install, complete and ready for the intended use.
- I. "Project Site": Space available for performing construction activities. The extent of Project site is shown on Drawings and may or may not be identical with the description of the land on which Project is to be built.

#### 1.3 INDUSTRY STANDARDS

- A. Applicability of Standards: Unless the Contract Documents include more stringent requirements, applicable construction industry standards have the same force and effect as if



bound or copied directly into the Contract Documents to the extent referenced. Such standards are made a part of the Contract Documents by reference.

- B. Publication Dates: Comply with standards in effect as of date of the Contract Documents unless otherwise indicated.
- C. Copies of Standards: Each entity engaged in construction on Project should be familiar with industry standards applicable to its construction activity. Copies of applicable standards are not bound with the Contract Documents.
  - 1. Where copies of standards are needed to perform a required construction activity, obtain copies directly from publication source.

#### 1.4 ABBREVIATIONS AND ACRONYMS

- A. Industry Organizations: Where abbreviations and acronyms are used in Specifications or other Contract Documents, they shall mean the recognized name of the entities in the following list. Names, telephone numbers, and Web sites are subject to change and are believed to be accurate and up-to-date as of the date of the Contract Documents.

AA	Aluminum Association (The) www.aluminum.org	(703) 358-2960
AABC	Associated Air Balance Council www.aabchq.com	(202) 737-0202
AAMA	American Architectural Manufacturers Association www.aamanet.org	(847) 303-5664
AASHTO	American Association of State Highway and Transportation Officials www.transportation.org	(202) 624-5800
AATCC	American Association of Textile Chemists and Colorists www.aatcc.org	(919) 549-8141
ABAA	Air Barrier Association of America www.airbarrier.org	(866) 956-5888
ABMA	American Bearing Manufacturers Association www.abma-dc.org	(202) 367-1155
ACI	American Concrete Institute www.concrete.org	(248) 848-3700
ACPA	American Concrete Pipe Association www.concrete-pipe.org	(972) 506-7216
AEIC	Association of Edison Illuminating Companies, Inc. (The)	(205) 257-2530

	<a href="http://www.aeic.org">www.aeic.org</a>	
AF&PA	American Forest & Paper Association <a href="http://www.afandpa.org">www.afandpa.org</a>	(800) 878-8878 (202) 463-2700
AGA	American Gas Association <a href="http://www.aga.org">www.aga.org</a>	(202) 824-7000
AHAM	Association of Home Appliance Manufacturers <a href="http://www.aham.org">www.aham.org</a>	(202) 872-5955
AHRI	Air-Conditioning, Heating, and Refrigeration Institute, The <a href="http://www.ahrinet.org">www.ahrinet.org</a>	(703) 524-8800
AI	Asphalt Institute <a href="http://www.asphaltinstitute.org">www.asphaltinstitute.org</a>	(859) 288-4960
AIA	American Institute of Architects (The) <a href="http://www.aia.org">www.aia.org</a>	(800) 242-3837 (202) 626-7300
AISC	American Institute of Steel Construction <a href="http://www.aisc.org">www.aisc.org</a>	(800) 644-2400 (312) 670-2400
ASIS	American Iron and Steel Institute <a href="http://www.steel.org">www.steel.org</a>	(202) 452-7100
AITC	American Institute of Timber Construction <a href="http://www.aitc-glulam.org">www.aitc-glulam.org</a>	(303) 792-9559
ALSC	American Lumber Standard Committee, Incorporated <a href="http://www.alsc.org">www.alsc.org</a>	(301) 972-1700
AMCA	Air Movement and Control Association International, Inc. <a href="http://www.amca.org">www.amca.org</a>	(847) 394-0150
ANSI	American National Standards Institute <a href="http://www.ansi.org">www.ansi.org</a>	(202) 293-8020
AOSA	Association of Official Seed Analysts, Inc. <a href="http://www.aosaseed.com">www.aosaseed.com</a>	(405) 780-7372
APA	APA - The Engineered Wood Association <a href="http://www.apawood.org">www.apawood.org</a>	(253) 565-6600
APA	Architectural Precast Association <a href="http://www.archprecast.org">www.archprecast.org</a>	(239) 454-6989
API	American Petroleum Institute <a href="http://www.api.org">www.api.org</a>	(202) 682-8000

ARI	Air-Conditioning & Refrigeration Institute www.ari.org	(703) 524-8800
ARMA	Asphalt Roofing Manufacturers Association www.asphaltroofing.org	(202) 207-0917
ASCE	American Society of Civil Engineers www.asce.org	(800) 548-2723 (703) 295-6300
ASCE/SEI	American Society of Civil Engineers/Structural Engineering Institute (See ASCE)	
ASHRAE	American Society of Heating, Refrigerating and Air- Conditioning Engineers www.ashrae.org	(800) 527-4723 (404) 636-8400
ASME	ASME International (American Society of Mechanical Engineers International) www.asme.org	(800) 843-2763 (973) 882-1170
ASSE	American Society of Sanitary Engineering www.asse-plumbing.org	(440) 835-3040
ASTM	ASTM International (American Society for Testing and Materials International) www.astm.org	(610) 832-9500
ATIS	Alliance for Telecommunications Industry Solutions www.atis.org	(202) 628-6380
AWCMA	American Window Covering Manufacturers Association (Now WCMA)	
AWCI	Association of the Wall and Ceiling Industry www.awci.org	(703) 534-8300
AWI	Architectural Woodwork Institute www.awinet.org	(571) 323-3636
AWPA	American Wood Protection Association (Formerly: American Wood Preservers' Association) www.awpa.com	(205) 733-4077
AWS	American Welding Society www.aws.org	(800) 443-9353 (305) 443-9353
AWWA	American Water Works Association www.awwa.org	(800) 926-7337 (303) 794-7711

BHMA	Builders Hardware Manufacturers Association www.buildershardware.com	(212) 297-2122
BIA	Brick Industry Association (The) www.bia.org	(703) 620-0010
BICSI	BICSI, Inc. www.bicsi.org	(800) 242-7405 (813) 979-1991
BIFMA	BIFMA International (Business and Institutional Furniture Manufacturer's Association International) www.bifma.com	(616) 285-3963
BISSC	Baking Industry Sanitation Standards Committee www.bissc.org	(866) 342-4772
CCC	Carpet Cushion Council www.carpetcushion.org	(610) 527-3880
CDA	Copper Development Association www.copper.org	(800) 232-3282 (212) 251-7200
CEA	Canadian Electricity Association www.canelect.ca	(613) 230-9263
CEA	Consumer Electronics Association www.ce.org	(866) 858-1555 (703) 907-7600
CFFA	Chemical Fabrics & Film Association, Inc. www.chemicalfabricsandfilm.com	(216) 241-7333
CGA	Compressed Gas Association www.cganet.com	(703) 788-2700
CIMA	Cellulose Insulation Manufacturers Association www.cellulose.org	(888) 881-2462 (937) 222-2462
CISCA	Ceilings & Interior Systems Construction Association www.cisca.org	(630) 584-1919
CISPI	Cast Iron Soil Pipe Institute www.cispi.org	(423) 892-0137
CLFMI	Chain Link Fence Manufacturers Institute www.chainlinkinfo.org	(301) 596-2583
CPA	Composite Panel Association www.pbmdf.com	(703) 724-1128

CRI	Carpet and Rug Institute (The) www.carpet-rug.com	(800) 882-8846 (706) 278-3176
CRRC	Cool Roof Rating Council www.coolroofs.org	(866) 465-2523 (510) 485-7175
CRSI	Concrete Reinforcing Steel Institute www.crsi.org	(847) 517-1200 (800) 328-6306
CRRC	Cool Roof Rating Council www.coolroofs.org	(866) 465-2523 (510) 485-7175
CSA	Canadian Standards Association www.csa.ca	(800) 463-6727 (416) 747-4000
CSA	CSA International (Formerly: IAS - International Approval Services) www.csa-international.org	(866) 797-4272 (416) 747-4000
CSI	Construction Specifications Institute (The) www.csinet.org	(800) 689-2900 (703) 684-0300
CSSB	Cedar Shake & Shingle Bureau www.cedarbureau.org	(604) 820-7700
CTI	Cooling Technology Institute (Formerly: Cooling Tower Institute) www.cti.org	(281) 583-4087
DHI	Door and Hardware Institute www.dhi.org	(703) 222-2010
ECA	Electrical Components Association www.ec-central.org	(703)907-8024
EIA	Electronic Industries Alliance www.eia.org	(703) 907-7500
EIMA	EIFS Industry Members Association www.eima.com	(800) 294-3462 (770) 968-7945
EJCDC	Engineers Joint Contract Documents Committee <a href="http://content.asce.org/ejcdc/">http://content.asce.org/ejcdc/</a>	(703) 295-6000
EJMA	Expansion Joint Manufacturers Association, Inc. www.ejma.org	(914) 332-0040
ESD	ESD Association (Electrostatic Discharge Association) www.esda.org	(315) 339-6937

ETL SEMCO	Intertek ETL SEMCO (Formerly: ITS - Intertek Testing Service NA) www.intertek-etlsemko.com	(800) 967-5352
FIBA	Federation Internationale de Basketball (The International Basketball Federation) www.fiba.com	41 22 545 00 00
FIVB	Federation Internationale de Volleyball (The International Volleyball Federation) www.fivb.ch	41 21 345 35 35
FM Approvals	FM Approvals LLC www.fmglobal.com	(781) 762-4300
FM Global	FM Global (Formerly: FMG - FM Global) www.fmglobal.com	(401) 275-3000
FRSA	Florida Roofing, Sheet Metal & Air Conditioning Contractors Association, Inc. www.floridarooft.com	(407) 671-3772
FSA	Fluid Sealing Association www.fluidsealing.com	(610) 971-4850
FSC	Forest Stewardship Council www.fsc.org	49 228 367 66 0
GA	Gypsum Association www.gypsum.org	(301) 277-8686
GANA	Glass Association of North America www.glasswebsite.com	(785) 271-0208
GRI	(Part of GSI)	
GS	Green Seal www.greenseal.org	(202) 872-6400
GSI	Geosynthetic Institute www.geosynthetic-institute.org	(610) 522-8440
HI	Hydronics Institute www.gamanet.org	(908) 464-8200
HI/GAMA	Hydronics Institute/Gas Appliance Manufacturers Association Division of Air-Conditioning, Heating, and Refrigeration	(908) 464-8200

	Institute (AHRI) www.ahrinet.org	
HMMA	Hollow Metal Manufacturers Association (Part of NAAMM)	
HPVA	Hardwood Plywood & Veneer Association www.hpva.org	(703) 435-2900
HPW	H. P. White Laboratory, Inc. www.hpwhite.com	(410) 838-6550
IAPSC	International Association of Professional Security Consultants www.iapsc.org	(515) 282-8192
ICBO	International Conference of Building Officials www.iccsafe.org	(888) 422-7233
ICEA	Insulated Cable Engineers Association, Inc. www.icea.net	(770) 830-0369
ICRI	International Concrete Repair Institute, Inc. www.icri.org	(847) 827-0830
ICPA	International Cast Polymer Association www.icpa-hq.org	(703) 525-0320
IEC	International Electrotechnical Commission www.iec.ch	41 22 919 02 11
IEEE	Institute of Electrical and Electronics Engineers, Inc. (The) www.ieee.org	(212) 419-7900
IES	Illuminating Engineering Society of North America www.iesna.org	(703) 525-0320
IEST	Institute of Environmental Sciences and Technology www.iest.org	(847) 255-1561
IGMA	Insulating Glass Manufacturers Alliance www.igmaonline.org	(613) 233-1510
ILI	Indiana Limestone Institute of America, Inc. www.iliai.com	(812) 275-4426
ISA	Instrumentation, Systems, and Automation Society, The www.isa.org	(919) 549-8411
ISO	International Organization for Standardization www.iso.ch	41 22 749 01 11

ISSFA	International Solid Surface Fabricators Association <a href="http://www.issfa.net">www.issfa.net</a>	(877) 464-7732 (801) 341-7360
ITS	Intertek Testing Service NA (Now ETL SEMCO)	
ITU	International Telecommunication Union <a href="http://www.itu.int/home">www.itu.int/home</a>	41 22 730 51 11
KCMA	Kitchen Cabinet Manufacturers Association <a href="http://www.kcma.org">www.kcma.org</a>	(703) 264-1690
LGSEA	Light Gauge Steel Engineers Association <a href="http://www.arcat.com">www.arcat.com</a>	(202) 263-4488
LMA	Laminating Materials Association (Now part of CPA)	
LPI	Lightning Protection Institute <a href="http://www.lightning.org">www.lightning.org</a>	(800) 488-6864
MBMA	Metal Building Manufacturers Association <a href="http://www.mbma.com">www.mbma.com</a>	(216) 241-7333
MCA	Metal Construction Association <a href="http://www.metalconstruction.org">www.metalconstruction.org</a>	(847) 375-4718
MFMA	Maple Flooring Manufacturers Association, Inc. <a href="http://www.maplefloor.org">www.maplefloor.org</a>	(888) 480-9138
MFMA	Metal Framing Manufacturers Association, Inc. <a href="http://www.metalframingmfg.org">www.metalframingmfg.org</a>	(312) 644-6610
MH	Material Handling (Now MHIA)	
MHIA	Material Handling Industry of America <a href="http://www.mhia.org">www.mhia.org</a>	(800) 345-1815 (704) 676-1190
MIA	Marble Institute of America <a href="http://www.marble-institute.com">www.marble-institute.com</a>	(440) 250-9222
MPI	Master Painters Institute <a href="http://www.paintinfo.com">www.paintinfo.com</a>	(888) 674-8937 (604) 298-7578
MSS	Manufacturers Standardization Society of The Valve and Fittings Industry Inc. <a href="http://www.mss-hq.com">www.mss-hq.com</a>	(703) 281-6613



NAAMM	National Association of Architectural Metal Manufacturers <a href="http://www.naamm.org">www.naamm.org</a>	(630) 942-6591
NACE	NACE International (National Association of Corrosion Engineers International) <a href="http://www.nace.org">www.nace.org</a>	(800) 797-6223 (281) 228-6200
NADCA	National Air Duct Cleaners Association <a href="http://www.nadca.com">www.nadca.com</a>	(202) 737-2926
NAGWS	National Association for Girls and Women in Sport  <a href="http://www.aahperd.org/nagws/">www.aahperd.org/nagws/</a>	(800) 213-7193, ext. 453
NAIMA	North American Insulation Manufacturers Association <a href="http://www.naima.org">www.naima.org</a>	(703) 684-0084
NBGQA	National Building Granite Quarries Association, Inc. <a href="http://www.nbgqa.com">www.nbgqa.com</a>	(800) 557-2848
NCAA	National Collegiate Athletic Association (The) <a href="http://www.ncaa.org">www.ncaa.org</a>	(317) 917-6222
NCMA	National Concrete Masonry Association <a href="http://www.ncma.org">www.ncma.org</a>	(703) 713-1900
NCTA	National Cable & Telecommunications Association <a href="http://www.ncta.com">www.ncta.com</a>	(202) 222-2300
NEBB	National Environmental Balancing Bureau <a href="http://www.nebb.org">www.nebb.org</a>	(301) 977-3698
NECA	National Electrical Contractors Association <a href="http://www.necanet.org">www.necanet.org</a>	(301) 657-3110
NeLMA	Northeastern Lumber Manufacturers' Association <a href="http://www.nelma.org">www.nelma.org</a>	(207) 829-6901
NEMA	National Electrical Manufacturers Association <a href="http://www.nema.org">www.nema.org</a>	(703) 841-3200
NETA	InterNational Electrical Testing Association <a href="http://www.netaworld.org">www.netaworld.org</a>	(888) 300-6382 (269) 488-6382
NFHS	National Federation of State High School Associations <a href="http://www.nfhs.org">www.nfhs.org</a>	(317) 972-6900
NFPA	NFPA (National Fire Protection Association) <a href="http://www.nfpa.org">www.nfpa.org</a>	(800) 344-3555 (617) 770-3000

NFRC	National Fenestration Rating Council <a href="http://www.nfrc.org">www.nfrc.org</a>	(301) 589-1776
NGA	National Glass Association <a href="http://www.glass.org">www.glass.org</a>	(866) 342-5642 (703) 442-4890
NHLA	National Hardwood Lumber Association <a href="http://www.natlhardwood.org">www.natlhardwood.org</a>	(800) 933-0318 (901) 377-1818
NLGA	National Lumber Grades Authority <a href="http://www.nlga.org">www.nlga.org</a>	(604) 524-2393
NOFMA	NOFMA: The Wood Flooring Manufacturers Association (Formerly: National Oak Flooring Manufacturers Association) <a href="http://www.nofma.org">www.nofma.org</a>	(901) 526-5016
NOMMA	National Ornamental & Miscellaneous Metals Association <a href="http://www.nomma.org">www.nomma.org</a>	(888) 516-8585
NRCA	National Roofing Contractors Association <a href="http://www.nrca.net">www.nrca.net</a>	(800) 323-9545 (847) 299-9070
NRMCA	National Ready Mixed Concrete Association <a href="http://www.nrmca.org">www.nrmca.org</a>	(888) 846-7622 (301) 587-1400
NSF	NSF International (National Sanitation Foundation International) <a href="http://www.nsf.org">www.nsf.org</a>	(800) 673-6275 (734) 769-8010
NSSGA	National Stone, Sand & Gravel Association <a href="http://www.nssga.org">www.nssga.org</a>	(800) 342-1415 (703) 525-8788
NTMA	National Terrazzo & Mosaic Association, Inc. (The) <a href="http://www.ntma.com">www.ntma.com</a>	(800) 323-9736 (540) 751-0930
NWFA	National Wood Flooring Association <a href="http://www.nwfa.org">www.nwfa.org</a>	(800) 422-4556 (636) 519-9663
PCI	Precast/Prestressed Concrete Institute <a href="http://www.pci.org">www.pci.org</a>	(312) 786-0300
PDI	Plumbing & Drainage Institute <a href="http://www.pdionline.org">www.pdionline.org</a>	(800) 589-8956 (978) 557-0720
PGI	PVC Geomembrane Institute <a href="http://pgi-tp.cee.uiuc.edu">http://pgi-tp.cee.uiuc.edu</a>	(217) 333-3929
PTI	Post-Tensioning Institute	(248) 848-3180

	<a href="http://www.post-tensioning.org">www.post-tensioning.org</a>	
RCSC	Research Council on Structural Connections <a href="http://www.boltcouncil.org">www.boltcouncil.org</a>	
RFCI	Resilient Floor Covering Institute <a href="http://www.rfci.com">www.rfci.com</a>	(706) 882-3833
RIS	Redwood Inspection Service <a href="http://www.redwoodinspection.com">www.redwoodinspection.com</a>	(925) 935-1499
SAE	SAE International <a href="http://www.sae.org">www.sae.org</a>	(877) 606-7323 (724) 776-4841
SCAQMD	South Coast Air Quality Management District <a href="http://www.aqmd.com">www.aqmd.com</a>	(909) 396-2000
SCTE	Society of Cable Telecommunications Engineers <a href="http://www.scte.org">www.scte.org</a>	(800) 542-5040 (610) 363-6888
SDI	Steel Deck Institute <a href="http://www.sdi.org">www.sdi.org</a>	(847) 458-4647
SDI	Steel Door Institute <a href="http://www.steeldoor.org">www.steeldoor.org</a>	(440) 899-0010
SEFA	Scientific Equipment and Furniture Association <a href="http://www.sefalabs.com">www.sefalabs.com</a>	(877) 294-5424 (516) 294-5424
SEI/ASCE	Structural Engineering Institute/American Society of Civil Engineers (See ASCE)	
SIA	Security Industry Association <a href="http://www.siaonline.org">www.siaonline.org</a>	(866) 817-8888 (703) 683-2075
SJI	Steel Joist Institute <a href="http://www.steeljoist.org">www.steeljoist.org</a>	(843) 626-1995
SMA	Screen Manufacturers Association <a href="http://www.smacentral.org">www.smacentral.org</a>	(561) 533-0991
SMACNA	Sheet Metal and Air Conditioning Contractors' National Association <a href="http://www.smacna.org">www.smacna.org</a>	(703) 803-2980
SMPTE	Society of Motion Picture and Television Engineers <a href="http://www.smpte.org">www.smpte.org</a>	(914) 761-1100
SPFA	Spray Polyurethane Foam Alliance	(800) 523-6154

(Formerly: SPI/SPFD - The Society of the Plastics Industry, Inc.; Spray Polyurethane Foam Division)  
[www.sprayfoam.org](http://www.sprayfoam.org)

SPIB	Southern Pine Inspection Bureau (The) <a href="http://www.spib.org">www.spib.org</a>	(850) 434-2611
SPRI	Single Ply Roofing Industry <a href="http://www.spri.org">www.spri.org</a>	(781) 647-7026
SSINA	Specialty Steel Industry of North America <a href="http://www.ssina.com">www.ssina.com</a>	(800) 982-0355 (202) 342-8630
SSPC	SSPC: The Society for Protective Coatings <a href="http://www.sspc.org">www.sspc.org</a>	(877) 281-7772 (412) 281-2331
STI	Steel Tank Institute <a href="http://www.steeltank.com">www.steeltank.com</a>	(847) 438-8265
SWI	Steel Window Institute <a href="http://www.steelwindows.com">www.steelwindows.com</a>	(216) 241-7333
SWPA	Submersible Wastewater Pump Association <a href="http://www.swpa.org">www.swpa.org</a>	(847) 681-1868
TCA	Tilt-Up Concrete Association <a href="http://www.tilt-up.org">www.tilt-up.org</a>	(319) 895-6911
TCNA	Tile Council of North America, Inc. <a href="http://www.tileusa.com">www.tileusa.com</a>	(864) 646-8453
TEMA	Tubular Exchanger Manufacturers Association <a href="http://www.tema.org">www.tema.org</a>	(914) 332-0040
TIA/EIA	Telecommunications Industry Association/Electronic Industries Alliance <a href="http://www.tiaonline.org">www.tiaonline.org</a>	(703) 907-7700
TMS	The Masonry Society <a href="http://www.masonrysociety.org">www.masonrysociety.org</a>	(303) 939-9700
TPI	Truss Plate Institute, Inc. <a href="http://www.tpinst.org">www.tpinst.org</a>	(703) 683-1010
TPI	Turfgrass Producers International <a href="http://www.turfgrassod.org">www.turfgrassod.org</a>	(800) 405-8873 (847) 649-5555
TRI	Tile Roofing Institute <a href="http://www.tilerroofing.org">www.tilerroofing.org</a>	(312) 670-4177

UL	Underwriters Laboratories Inc. www.ul.com	(877) 854-3577 (847) 272-8800
UNI	Uni-Bell PVC Pipe Association www.uni-bell.org	(972) 243-3902
USAV	USA Volleyball www.usavolleyball.org	(888) 786-5539 (719) 228-6800
USGBC	U.S. Green Building Council www.usgbc.org	(800) 795-1747
USITT	United States Institute for Theatre Technology, Inc. www.usitt.org	(800) 938-7488 (315) 463-6463
WASTECH	Waste Equipment Technology Association www.wastec.org	(800) 424-2869 (202) 244-4700
WCLIB	West Coast Lumber Inspection Bureau www.wclib.org	(800) 283-1486 (503) 639-0651
WCMA	Window Covering Manufacturers Association www.wcmanet.org	(212) 297-2122
WDMA	Window & Door Manufacturers Association (Formerly: NWWDA - National Wood Window and Door Association) www.wdma.com	(800) 223-2301 (312) 321-6802
WI	Woodwork Institute (Formerly: WIC - Woodwork Institute of California) www.wicnet.org	(916) 372-9943
WMMPA	Wood Moulding & Millwork Producers Association www.wmmpa.com	(800) 550-7889 (530) 661-9591
WSRCA	Western States Roofing Contractors Association www.wsrca.com	(800) 725-0333 (650) 570-5441
WWPA	Western Wood Products Association www.wwpa.org	(503) 224-3930

B. Code Agencies: Where abbreviations and acronyms are used in Specifications or other Contract Documents, they shall mean the recognized name of the entities in the following list. Names, telephone numbers, and Web sites are subject to change and are believed to be accurate and up-to-date as of the date of the Contract Documents.

IAPMO	International Association of Plumbing and Mechanical Officials www.iapmo.org	(909) 472-4100
-------	---	----------------

ICC International Code Council (888) 422-7233  
www.iccsafe.org

ICC-ES ICC Evaluation Service, Inc. (800) 423-6587  
www.icc-es.org (562) 699-0543

C. Federal Government Agencies: Where abbreviations and acronyms are used in Specifications or other Contract Documents, they shall mean the recognized name of the entities in the following list. Names, telephone numbers, and Web sites are subject to change and are believed to be accurate and up-to-date as of the date of the Contract Documents.

COE Army Corps of Engineers (202) 761-0011  
www.usace.army.mil

CPSC Consumer Product Safety Commission (800) 638-2772  
www.cpsc.gov (301) 504-7923

DOC Department of Commerce (202) 482-2000  
www.commerce.gov

DOD Department of Defense (215) 697-6257  
http://dodssp.daps.dla.mil

DOE Department of Energy (202) 586-9220  
www.energy.gov

EPA Environmental Protection Agency (202) 272-0167  
www.epa.gov

FAA Federal Aviation Administration (866) 835-5322  
www.faa.gov

FCC Federal Communications Commission (888) 225-5322  
www.fcc.gov

FDA Food and Drug Administration (888) 463-6332  
www.fda.gov

GSA General Services Administration (800) 488-3111  
www.gsa.gov

HUD Department of Housing and Urban Development (202) 708-1112  
www.hud.gov

LBL Lawrence Berkeley National Laboratory (510) 486-4000  
www.lbl.gov

NCHRP National Cooperative Highway Research Program  
(See TRB)

NIST	National Institute of Standards and Technology <a href="http://www.nist.gov">www.nist.gov</a>	(301) 975-6478
OSHA	Occupational Safety & Health Administration <a href="http://www.osha.gov">www.osha.gov</a>	(800) 321-6742 (202) 693-1999
PBS	Public Buildings Service (See GSA)	
PHS	Office of Public Health and Science <a href="http://www.hhs.gov/ophs/">http://www.hhs.gov/ophs/</a>	(202) 690-7694
RUS	Rural Utilities Service (See USDA)	(202) 720-9540
SD	State Department <a href="http://www.state.gov">www.state.gov</a>	(202) 647-4000
TRB	Transportation Research Board <a href="http://gulliver.trb.org">http://gulliver.trb.org</a>	(202) 334-2934
USDA	Department of Agriculture <a href="http://www.usda.gov">www.usda.gov</a>	(202) 720-2791
USP	U.S. Pharmacopeia <a href="http://www.usp.org">www.usp.org</a>	(800) 227-8772
USPS	Postal Service <a href="http://www.usps.com">www.usps.com</a>	(202) 268-2000

D. Standards and Regulations: Where abbreviations and acronyms are used in Specifications or other Contract Documents, they shall mean the recognized name of the standards and regulations in the following list. Names, telephone numbers, and Web sites are subject to change and are believed to be accurate and up-to-date as of the date of the Contract Documents.

ADAAG	Americans with Disabilities Act (ADA) Architectural Barriers Act (ABA) Accessibility Guidelines for Buildings and Facilities Available from U.S. Access Board <a href="http://www.access-board.gov">www.access-board.gov</a>	(800) 872-2253 (202) 272-0080
CFR	Code of Federal Regulations Available from Government Printing Office <a href="http://www.gpoaccess.gov/cfr/index.html">www.gpoaccess.gov/cfr/index.html</a>	(866) 512-1800 (202) 512-1800

DOD	Department of Defense Military Specifications and Standards	(215) 697- 2664
	Available from Department of Defense Single Stock Point <a href="http://dodssp.daps.dla.mil">http://dodssp.daps.dla.mil</a>	
DSCC	Defense Supply Center Columbus (See FS)	
FED-STD	Federal Standard (See FS)	
FS	Federal Specification	(215) 697- 2664
	Available from Department of Defense Single Stock Point <a href="http://dodssp.daps.dla.mil/">http://dodssp.daps.dla.mil/</a>	
	Available from Defense Standardization Program <a href="http://www.dsp.dla.mil">www.dsp.dla.mil</a>	
	Available from General Services Administration	(202) 619- 8925
	<a href="http://www.gsa.gov">www.gsa.gov</a>	
	Available from National Institute of Building Sciences	(202) 289- 7800
	<a href="http://www.wbdg.org/ccb">www.wbdg.org/ccb</a>	
FTMS	Federal Test Method Standard (See FS)	
MIL	(See MILSPEC)	
MIL-STD	(See MILSPEC)	
MILSPEC	Military Specification and Standards	(215) 697- 2664
	Available from Department of Defense Single Stock Point <a href="http://dodssp.daps.dla.mil">http://dodssp.daps.dla.mil</a>	
UFAS	Uniform Federal Accessibility Standards	(800) 872- 2253
	Available from Access Board	(202) 272- 0080
	<a href="http://www.access-board.gov">www.access-board.gov</a>	

- E. State Government Agencies: Where abbreviations and acronyms are used in Specifications or other Contract Documents, they shall mean the recognized name of the entities in the following list. Names, telephone numbers, and Web sites are subject to change and are believed to be accurate and up-to-date as of the date of the Contract Documents.



CBHF	State of California, Department of Consumer Affairs Bureau of Home Furnishings and Thermal Insulation <a href="http://www.dca.ca.gov/bhfti">www.dca.ca.gov/bhfti</a>	(800) 952-5210 (916) 574-2041
CCR	California Code of Regulations  <a href="http://www.calregs.com">www.calregs.com</a>	(916) 323-6815
CDHS	California Department of Health Services  <a href="http://www.dhcs.ca.gov">www.dhcs.ca.gov</a>	(916) 445-4171
CDPH	California Department of Public Health, Indoor Air Quality Section <a href="http://www.cal-iaq.org">www.cal-iaq.org</a>	
CPUC	California Public Utilities Commission  <a href="http://www.cpuc.ca.gov">www.cpuc.ca.gov</a>	(415) 703-2782
TFS	Texas Forest Service Forest Resource Development  <a href="http://txforestservation.tamu.edu">http://txforestservation.tamu.edu</a>	(979) 458-6606

PART 2 - PRODUCTS (Not Used)

PART 3 - EXECUTION (Not Used)

END OF SECTION 014200

## SECTION 015000 - TEMPORARY FACILITIES AND CONTROLS

### PART 1 - GENERAL

#### 1.1 RELATED DOCUMENTS

- A. Drawings and general provisions of the Contract, including General and Supplementary Conditions and other Division 01 Specification Sections, apply to this Section.

#### 1.2 SUMMARY

- A. Section includes requirements for temporary utilities, support facilities, and security and protection facilities.
- B. Related Requirements:
  - 1. Section 011000 "Summary" for work restrictions and limitations on utility interruptions.

#### 1.3 USE CHARGES

- A. General: Installation and removal of and use charges for temporary facilities shall be included in the Contract Sum unless otherwise indicated. Allow other entities to use temporary services and facilities without cost, including, but not limited to Engineer, testing agencies, and authorities having jurisdiction.
- B. Water and Sewer Service from Existing System: Water from Owner's existing water system is available for use without metering and without payment of use charges. Provide connections and extensions of services as required for construction operations.
- C. Electric Power Service from Existing System: Electric power from Owner's existing system is available for use without metering and without payment of use charges. Provide connections and extensions of services as required for construction operations.

#### 1.4 INFORMATIONAL SUBMITTALS

- A. Site Plan: Show temporary facilities, utility hookups, staging areas, and parking areas for construction personnel.
- B. Fire-Safety Program: Show compliance with requirements of NFPA 241 and authorities having jurisdiction. Indicate Contractor personnel responsible for management of fire-prevention program.
- C. Moisture-Protection Plan: Describe procedures and controls for protecting materials and construction from water absorption and damage.

1. Describe delivery, handling, and storage provisions for materials subject to water absorption or water damage.
2. Indicate procedures for discarding water-damaged materials, protocols for mitigating water intrusion into completed Work, and replacing water-damaged Work.
3. Indicate sequencing of work that requires water, such as sprayed fire-resistive materials, plastering, and terrazzo grinding, and describe plans for dealing with water from these operations. Show procedures for verifying that wet construction has dried sufficiently to permit installation of finish materials.

#### 1.5 QUALITY ASSURANCE

- A. Electric Service: Comply with NECA, NEMA, and UL standards and regulations for temporary electric service. Install service to comply with NFPA 70.
- B. Tests and Inspections: Arrange for authorities having jurisdiction to test and inspect each temporary utility before use. Obtain required certifications and permits.
- C. Accessible Temporary Egress: Comply with applicable provisions in the U.S. Architectural & Transportation Barriers Compliance Board's ADA-ABA Accessibility Guidelines and ICC/ANSI A117.1.

#### 1.6 PROJECT CONDITIONS

- A. Temporary Use of Permanent Facilities: Engage Installer of each permanent service to assume responsibility for operation, maintenance, and protection of each permanent service during its use as a construction facility before Owner's acceptance, regardless of previously assigned responsibilities.

### PART 2 - PRODUCTS

#### 2.1 MATERIALS

- A. Polyethylene Sheet: Reinforced, fire-resistive sheet, 10-mil minimum thickness, with flame-spread rating of 15 or less per ASTM E 84 and passing NFPA 701 Test Method 2.
- B. Dust-Control Adhesive-Surface Walk-off Mats: Provide mats minimum 24 by 48 inches.

#### 2.2 TEMPORARY FACILITIES

- A. Field Offices, General: Prefabricated or mobile units with serviceable finishes, temperature controls, and foundations adequate for normal loading.

### PART 3 - EXECUTION

#### 3.1 INSTALLATION, GENERAL

- A. Locate facilities where they will serve Project adequately and result in minimum interference with performance of the Work. Relocate and modify facilities as required by progress of the Work.
- B. Provide each facility ready for use when needed to avoid delay. Do not remove until facilities are no longer needed or are replaced by authorized use of completed permanent facilities.

#### 3.2 TEMPORARY UTILITY INSTALLATION

- A. General: Install temporary service or connect to existing service.
  - 1. Arrange with utility company, Owner, and existing users for time when service can be interrupted, if necessary, to make connections for temporary services.
- B. Water Service: Connect to Owner's existing water service facilities. Clean and maintain water service facilities in a condition acceptable to Owner. At Substantial Completion, restore these facilities to condition existing before initial use.
- C. Sanitary Facilities: Provide temporary toilets, wash facilities, and drinking water for use of construction personnel. Comply with requirements of authorities having jurisdiction for type, number, location, operation, and maintenance of fixtures and facilities.
  - 1. Toilets: Use of Owner's existing toilet facilities will not be permitted.
- D. Isolation of Work Areas in Occupied Facilities: Prevent dust, fumes, and odors from entering occupied areas.
  - 1. Prior to commencing work, isolate the HVAC system in area where work is to be performed according to coordination drawings.
    - a. Disconnect supply and return ductwork in work area from HVAC systems servicing occupied areas.
    - b. Maintain negative air pressure within work area using HEPA-equipped air-filtration units, starting with commencement of temporary partition construction, and continuing until removal of temporary partitions is complete.
  - 2. Maintain dust partitions during the Work. Use vacuum collection attachments on dust-producing equipment. Isolate limited work within occupied areas using portable dust-containment devices.
  - 3. Perform daily construction cleanup and final cleanup using approved, HEPA-filter-equipped vacuum equipment.
- E. Electric Power Service: Connect to Owner's existing electric power service. Maintain equipment in a condition acceptable to Owner.

- F. Lighting: Provide temporary lighting with local switching as required that provides adequate illumination for construction operations, observations, inspections, and traffic conditions.
  - 1. Install and operate temporary lighting that fulfills security and protection requirements without operating entire system.
- G. Telephone Service: Provide temporary telephone service in common-use facilities for use by all construction personnel. Install one telephone line(s) for each field office.
  - 1. At each telephone, post a list of important telephone numbers.
    - a. Police and fire departments.
    - b. Ambulance service.
    - c. Contractor's home office.
    - d. Contractor's emergency after-hours telephone number.
    - e. Engineers' offices.
    - f. Owner's office.
    - g. Principal subcontractors' field and home offices.

### 3.3 SUPPORT FACILITIES INSTALLATION

- A. General: Comply with the following:
  - 1. Provide construction for temporary offices, shops, and sheds located within construction area or within 30 feet of building lines that is noncombustible according to ASTM E 136. Comply with NFPA 241.
  - 2. Maintain support facilities until Engineer schedules Substantial Completion inspection. Remove before Substantial Completion. Personnel remaining after Substantial Completion will be permitted to use permanent facilities, under conditions acceptable to Owner.
- B. Parking: Use designated areas of Owner's existing parking areas for construction personnel.
- C. Waste Disposal Facilities: Provide waste-collection containers in sizes adequate to handle waste from construction operations. Comply with requirements of authorities having jurisdiction. Comply with progress cleaning requirements in Section 017300 "Execution."
- D. Lifts and Hoists: Provide facilities necessary for hoisting materials and personnel.
  - 1. Truck cranes and similar devices used for hoisting materials are considered "tools and equipment" and not temporary facilities.

### 3.4 SECURITY AND PROTECTION FACILITIES INSTALLATION

- A. Protection of Existing Facilities: Protect existing vegetation, equipment, structures, utilities, and other improvements at Project site and on adjacent properties, except those indicated to be removed or altered. Repair damage to existing facilities.

- B. Environmental Protection: Provide protection, operate temporary facilities, and conduct construction as required to comply with environmental regulations and that minimize possible air, waterway, and subsoil contamination or pollution or other undesirable effects.
  - 1. Comply with work restrictions specified in Section 011000 "Summary."
- C. Temporary Egress: Maintain temporary egress from existing occupied facilities as indicated and as required by authorities having jurisdiction.
- D. Temporary Partitions: Provide floor-to-ceiling dustproof partitions to limit dust and dirt migration and to separate areas occupied by Owner from fumes and noise.
  - 1. Construct dustproof partitions with gypsum wallboard with joints taped on occupied side, and fire-retardant-treated plywood on construction operations side.
  - 2. Where fire-resistance-rated temporary partitions are indicated or are required by authorities having jurisdiction, construct partitions according to the rated assemblies.
  - 3. Insulate partitions to control noise transmission to occupied areas.
  - 4. Seal joints and perimeter. Equip partitions with gasketed dustproof doors and security locks where openings are required.
  - 5. Protect air-handling equipment.
  - 6. Provide walk-off mats at each entrance through temporary partition.

### 3.5 OPERATION, TERMINATION, AND REMOVAL

- A. Supervision: Enforce strict discipline in use of temporary facilities. To minimize waste and abuse, limit availability of temporary facilities to essential and intended uses.
- B. Maintenance: Maintain facilities in good operating condition until removal.
  - 1. Maintain operation of temporary enclosures, heating, cooling, humidity control, ventilation, and similar facilities on a 24-hour basis where required to achieve indicated results and to avoid possibility of damage.
- C. Temporary Facility Changeover: Do not change over from using temporary security and protection facilities to permanent facilities until Substantial Completion.
- D. Termination and Removal: Remove each temporary facility when need for its service has ended, when it has been replaced by authorized use of a permanent facility, or no later than Substantial Completion. Complete or, if necessary, restore permanent construction that may have been delayed because of interference with temporary facility. Repair damaged Work, clean exposed surfaces, and replace construction that cannot be satisfactorily repaired.
  - 1. Materials and facilities that constitute temporary facilities are property of Contractor. Owner reserves right to take possession of Project identification signs.
  - 2. Remove temporary roads and paved areas not intended for or acceptable for integration into permanent construction. Where area is intended for landscape development, remove soil and aggregate fill that do not comply with requirements for fill or subsoil. Remove materials contaminated with road oil, asphalt and other petrochemical compounds, and other substances that might impair growth of plant materials or lawns. Repair or replace

- street paving, curbs, and sidewalks at temporary entrances, as required by authorities having jurisdiction.
3. At Substantial Completion, repair, renovate, and clean permanent facilities used during construction period. Comply with final cleaning requirements specified in Section 017700 "Closeout Procedures."

END OF SECTION 015000

## SECTION 016000 - PRODUCT REQUIREMENTS

### PART 1 - GENERAL

#### 1.1 RELATED DOCUMENTS

- A. Drawings and general provisions of the Contract, including General and Supplementary Conditions and other Division 01 Specification Sections, apply to this Section.

#### 1.2 SUMMARY

- A. Section includes administrative and procedural requirements for selection of products for use in Project; product delivery, storage, and handling; manufacturers' standard warranties on products; special warranties; and comparable products.
- B. Related Requirements:
  - 1. Section 012500 "Substitution Procedures" for requests for substitutions.
  - 2. Section 014200 "References" for applicable industry standards for products specified.

#### 1.3 DEFINITIONS

- A. Products: Items obtained for incorporating into the Work, whether purchased for Project or taken from previously purchased stock. The term "product" includes the terms "material," "equipment," "system," and terms of similar intent.
  - 1. Named Products: Items identified by manufacturer's product name, including make or model number or other designation shown or listed in manufacturer's published product literature, that is current as of date of the Contract Documents.
  - 2. New Products: Items that have not previously been incorporated into another project or facility. Products salvaged or recycled from other projects are not considered new products.
  - 3. Comparable Product: Product that is demonstrated and approved through submittal process to have the indicated qualities related to type, function, dimension, in-service performance, physical properties, appearance, and other characteristics that equal or exceed those of specified product.
- B. Basis-of-Design Product Specification: A specification in which a specific manufacturer's product is named and accompanied by the words "basis-of-design product," including make or model number or other designation, to establish the significant qualities related to type, function, dimension, in-service performance, physical properties, appearance, and other characteristics for purposes of evaluating comparable products of additional manufacturers named in the specification.



#### 1.4 ACTION SUBMITTALS

- A. Comparable Product Requests: Submit request for consideration of each comparable product. Identify product or fabrication or installation method to be replaced. Include Specification Section number and title and Drawing numbers and titles.
  - 1. Include data to indicate compliance with the requirements specified in "Comparable Products" Article.
  - 2. Engineer's Action: If necessary, Engineer will request additional information or documentation for evaluation within one week of receipt of a comparable product request. Engineer will notify Contractor of approval or rejection of proposed comparable product request within 15 days of receipt of request, or seven days of receipt of additional information or documentation, whichever is later.
    - a. Form of Approval: As specified in Section 013300 "Submittal Procedures."
    - b. Use product specified if Engineer does not issue a decision on use of a comparable product request within time allocated.
- B. Basis-of-Design Product Specification Submittal: Comply with requirements in Section 013300 "Submittal Procedures." Show compliance with requirements.

#### 1.5 QUALITY ASSURANCE

- A. Compatibility of Options: If Contractor is given option of selecting between two or more products for use on Project, select product compatible with products previously selected, even if previously selected products were also options.
  - 1. Each contractor is responsible for providing products and construction methods compatible with products and construction methods of other contractors.
  - 2. If a dispute arises between contractors over concurrently selectable but incompatible products, Engineer will determine which products shall be used.

#### 1.6 PRODUCT DELIVERY, STORAGE, AND HANDLING

- A. Deliver, store, and handle products using means and methods that will prevent damage, deterioration, and loss, including theft and vandalism. Comply with manufacturer's written instructions.
- B. Delivery and Handling:
  - 1. Schedule delivery to minimize long-term storage at Project site and to prevent overcrowding of construction spaces.
  - 2. Coordinate delivery with installation time to ensure minimum holding time for items that are flammable, hazardous, easily damaged, or sensitive to deterioration, theft, and other losses.
  - 3. Deliver products to Project site in an undamaged condition in manufacturer's original sealed container or other packaging system, complete with labels and instructions for handling, storing, unpacking, protecting, and installing.

4. Inspect products on delivery to determine compliance with the Contract Documents and to determine that products are undamaged and properly protected.

C. Storage:

1. Store products to allow for inspection and measurement of quantity or counting of units.
2. Store materials in a manner that will not endanger Project structure.
3. Store products that are subject to damage by the elements, under cover in a weathertight enclosure above ground, with ventilation adequate to prevent condensation.
4. Protect foam plastic from exposure to sunlight, except to extent necessary for period of installation and concealment.
5. Comply with product manufacturer's written instructions for temperature, humidity, ventilation, and weather-protection requirements for storage.
6. Protect stored products from damage and liquids from freezing.
7. Provide a secure location and enclosure at Project site for storage of materials and equipment by Owner's construction forces. Coordinate location with Owner.

## 1.7 PRODUCT WARRANTIES

- A. Warranties specified in other Sections shall be in addition to, and run concurrent with, other warranties required by the Contract Documents. Manufacturer's disclaimers and limitations on product warranties do not relieve Contractor of obligations under requirements of the Contract Documents.

1. **Manufacturer's Warranty:** Written warranty furnished by individual manufacturer for a particular product and specifically endorsed by manufacturer to Owner.
2. **Special Warranty:** Written warranty required by the Contract Documents to provide specific rights for Owner.

- B. **Special Warranties:** Prepare a written document that contains appropriate terms and identification, ready for execution.

1. **Manufacturer's Standard Form:** Modified to include Project-specific information and properly executed.
2. **Specified Form:** When specified forms are included with the Specifications, prepare a written document using indicated form properly executed.
3. See other Sections for specific content requirements and particular requirements for submitting special warranties.

- C. **Submittal Time:** Comply with requirements in Section 017700 "Closeout Procedures."

## PART 2 - PRODUCTS

### 2.1 PRODUCT SELECTION PROCEDURES

- A. **General Product Requirements:** Provide products that comply with the Contract Documents, are undamaged and, unless otherwise indicated, are new at time of installation.

1. Provide products complete with accessories, trim, finish, fasteners, and other items needed for a complete installation and indicated use and effect.
2. Standard Products: If available, and unless custom products or nonstandard options are specified, provide standard products of types that have been produced and used successfully in similar situations on other projects.
3. Owner reserves the right to limit selection to products with warranties not in conflict with requirements of the Contract Documents.
4. Where products are accompanied by the term "as selected," Engineer will make selection.
5. Descriptive, performance, and reference standard requirements in the Specifications establish salient characteristics of products.
6. Or Equal: For products specified by name and accompanied by the term "or equal," or "or approved equal," or "or approved," comply with requirements in "Comparable Products" Article to obtain approval for use of an unnamed product.

B. Product Selection Procedures:

1. Product: Where Specifications name a single manufacturer and product, provide the named product that complies with requirements. Comparable products or substitutions for Contractor's convenience will be considered. Comply with requirements in Section 012500 "Substitution Procedures" for proposal of product.
2. Manufacturer/Source: Where Specifications name a single manufacturer or source, provide a product by the named manufacturer or source that complies with requirements. Comparable products or substitutions for Contractor's convenience will not be considered. Comply with requirements in Section 012500 "Substitution Procedures" for proposal of product.
3. Products:
  - a. Nonrestricted List: Where Specifications include a list of names of both available manufacturers and products, provide one of the products listed, or an unnamed product, that complies with requirements. Comply with requirements in "Comparable Products" Article for consideration of an unnamed product.
4. Manufacturers:
  - a. Nonrestricted List: Where Specifications include a list of available manufacturers, provide a product by one of the manufacturers listed, or a product by an unnamed manufacturer, that complies with requirements. Comply with requirements in "Comparable Products" Article for consideration of an unnamed manufacturer's product.
5. Basis-of-Design Product: Where Specifications name a product, or refer to a product indicated on Drawings, and include a list of manufacturers, provide the specified or indicated product or a comparable product by one of the other named manufacturers. Drawings and Specifications indicate sizes, profiles, dimensions, and other characteristics that are based on the product named. Comply with requirements in "Comparable Products" Article for consideration of an unnamed product by one of the other named manufacturers.

- C. Visual Matching Specification: Where Specifications require "match Engineer's sample", provide a product that complies with requirements and matches Engineer's sample. Engineer's decision will be final on whether a proposed product matches.
  - 1. If no product available within specified category matches and complies with other specified requirements, comply with requirements in Section 012500 "Substitution Procedures" for proposal of product.
- D. Visual Selection Specification: Where Specifications include the phrase "as selected by Engineer from manufacturer's full range" or similar phrase, select a product that complies with requirements. Engineer will select color, gloss, pattern, density, or texture from manufacturer's product line that includes both standard and premium items.

## 2.2 COMPARABLE PRODUCTS

- A. Conditions for Consideration: Engineer will consider Contractor's request for comparable product when the following conditions are satisfied. If the following conditions are not satisfied, Engineer may return requests without action, except to record noncompliance with these requirements:
  - 1. Evidence that the proposed product does not require revisions to the Contract Documents, that it is consistent with the Contract Documents and will produce the indicated results, and that it is compatible with other portions of the Work.
  - 2. Detailed comparison of significant qualities of proposed product with those named in the Specifications. Significant qualities include attributes such as performance, weight, size, durability, visual effect, and specific features and requirements indicated.
  - 3. Evidence that proposed product provides specified warranty.
  - 4. List of similar installations for completed projects with project names and addresses and names and addresses of Engineers and owners, if requested.
  - 5. Samples, if requested.

## PART 3 - EXECUTION (Not Used)

END OF SECTION 016000

## SECTION 017300 - EXECUTION

### PART 1 - GENERAL

#### 1.1 RELATED DOCUMENTS

- A. Drawings and general provisions of the Contract, including General and Supplementary Conditions and other Division 01 Specification Sections, apply to this Section.

#### 1.2 SUMMARY

- A. Section includes general administrative and procedural requirements governing execution of the Work including, but not limited to, the following:

1. Construction layout.
2. Field engineering and surveying.
3. Installation of the Work.
4. Cutting and patching.
5. Progress cleaning.
6. Starting and adjusting.
7. Protection of installed construction.
8. Correction of the Work.

- B. Related Requirements:

1. Section 011000 "Summary" for limits on use of Project site.
2. Section 013300 "Submittal Procedures" for submitting surveys.
3. Section 017700 "Closeout Procedures" for submitting final property survey with Project Record Documents, recording of Owner-accepted deviations from indicated lines and levels, and final cleaning.

#### 1.3 DEFINITIONS

- A. Cutting: Removal of in-place construction necessary to permit installation or performance of other work.
- B. Patching: Fitting and repair work required to restore construction to original conditions after installation of other work.

#### 1.4 INFORMATIONAL SUBMITTALS

- A. Qualification Data: For professional engineer.
- B. Certificates: Submit certificate signed by professional engineer certifying that location and elevation of improvements comply with requirements.

- C. Cutting and Patching Plan: Submit plan describing procedures at least 10 days prior to the time cutting and patching will be performed. Include the following information:
1. Extent: Describe reason for and extent of each occurrence of cutting and patching.
  2. Changes to In-Place Construction: Describe anticipated results. Include changes to structural elements and operating components as well as changes in building appearance and other significant visual elements.
  3. Products: List products to be used for patching and firms or entities that will perform patching work.
  4. Dates: Indicate when cutting and patching will be performed.
  5. Utilities and Mechanical and Electrical Systems: List services and systems that cutting and patching procedures will disturb or affect. List services and systems that will be relocated and those that will be temporarily out of service. Indicate length of time permanent services and systems will be disrupted.
    - a. Include description of provisions for temporary services and systems during interruption of permanent services and systems.

#### 1.5 QUALITY ASSURANCE

- A. Cutting and Patching: Comply with requirements for and limitations on cutting and patching of construction elements.
1. Structural Elements: When cutting and patching structural elements, notify Engineer of locations and details of cutting and await directions from Engineer before proceeding. Shore, brace, and support structural elements during cutting and patching. Do not cut and patch structural elements in a manner that could change their load-carrying capacity or increase deflection
  2. Operational Elements: Do not cut and patch operating elements and related components in a manner that results in reducing their capacity to perform as intended or that results in increased maintenance or decreased operational life or safety.
  3. Other Construction Elements: Do not cut and patch other construction elements or components in a manner that could change their load-carrying capacity, that results in reducing their capacity to perform as intended, or that results in increased maintenance or decreased operational life or safety
  4. Visual Elements: Do not cut and patch construction in a manner that results in visual evidence of cutting and patching. Do not cut and patch exposed construction in a manner that would, in Engineer's opinion, reduce the building's aesthetic qualities. Remove and replace construction that has been cut and patched in a visually unsatisfactory manner.
- B. Manufacturer's Installation Instructions: Obtain and maintain on-site manufacturer's written recommendations and instructions for installation of products and equipment.

## PART 2 - PRODUCTS

### 2.1 MATERIALS

- A. General: Comply with requirements specified in other Sections.
- B. In-Place Materials: Use materials for patching identical to in-place materials. For exposed surfaces, use materials that visually match in-place adjacent surfaces to the fullest extent possible.
  - 1. If identical materials are unavailable or cannot be used, use materials that, when installed, will provide a match acceptable to Engineer for the visual and functional performance of in-place materials.

## PART 3 - EXECUTION

### 3.1 EXAMINATION

- A. Existing Conditions: The existence and location of underground and other utilities and construction indicated as existing are not guaranteed. Before beginning sitework, investigate and verify the existence and location of underground utilities, mechanical and electrical systems, and other construction affecting the Work.
  - 1. Before construction, verify the location at points of connection of underground electrical services, and other utilities.
  - 2. Furnish location data for work related to Project that must be performed by public utilities serving Project site.
- B. Examination and Acceptance of Conditions: Before proceeding with each component of the Work, examine substrates, areas, and conditions, with Installer or Applicator present where indicated, for compliance with requirements for installation tolerances and other conditions affecting performance. Record observations.
  - 1. Examine roughing-in for mechanical and electrical systems to verify actual locations of connections before equipment and fixture installation.
  - 2. Examine walls, floors, and roofs for suitable conditions where products and systems are to be installed.
  - 3. Verify compatibility with and suitability of substrates, including compatibility with existing finishes or primers.
- C. Written Report: Where a written report listing conditions detrimental to performance of the Work is required by other Sections, include the following:
  - 1. Description of the Work.
  - 2. List of detrimental conditions, including substrates.
  - 3. List of unacceptable installation tolerances.
  - 4. Recommended corrections.

- D. Proceed with installation only after unsatisfactory conditions have been corrected. Proceeding with the Work indicates acceptance of surfaces and conditions.

### 3.2 PREPARATION

- A. Existing Utility Information: Furnish information to local utility that is necessary to adjust, move, or relocate existing utility structures, utility poles, lines, services, or other utility appurtenances located in or affected by construction. Coordinate with authorities having jurisdiction.
- B. Field Measurements: Take field measurements as required to fit the Work properly. Recheck measurements before installing each product. Where portions of the Work are indicated to fit to other construction, verify dimensions of other construction by field measurements before fabrication. Coordinate fabrication schedule with construction progress to avoid delaying the Work.
- C. Space Requirements: Verify space requirements and dimensions of items shown diagrammatically on Drawings.
- D. Review of Contract Documents and Field Conditions: Immediately on discovery of the need for clarification of the Contract Documents caused by differing field conditions outside the control of Contractor, submit a request for information to Engineer according to requirements in Section 013100 "Project Management and Coordination."

### 3.3 CONSTRUCTION LAYOUT

- A. Verification: Before proceeding to lay out the Work, verify layout information shown on Drawings, in relation to the property survey and existing benchmarks. If discrepancies are discovered, notify Engineer promptly.

### 3.4 INSTALLATION

- A. General: Locate the Work and components of the Work accurately, in correct alignment and elevation, as indicated.
  - 1. Make vertical work plumb and make horizontal work level.
  - 2. Where space is limited, install components to maximize space available for maintenance and ease of removal for replacement.
  - 3. Conceal pipes, ducts, and wiring in finished areas unless otherwise indicated.
  - 4. Maintain minimum headroom clearance of 96 inches in occupied spaces and 90 inches in unoccupied spaces.
- B. Comply with manufacturer's written instructions and recommendations for installing products in applications indicated.
- C. Install products at the time and under conditions that will ensure the best possible results. Maintain conditions required for product performance until Substantial Completion.



- D. Conduct construction operations so no part of the Work is subjected to damaging operations or loading in excess of that expected during normal conditions of occupancy.
- E. Sequence the Work and allow adequate clearances to accommodate movement of construction items on site and placement in permanent locations.
- F. Tools and Equipment: Do not use tools or equipment that produce harmful noise levels.
- G. Templates: Obtain and distribute to the parties involved templates for work specified to be factory prepared and field installed. Check Shop Drawings of other work to confirm that adequate provisions are made for locating and installing products to comply with indicated requirements.
- H. Attachment: Provide blocking and attachment plates and anchors and fasteners of adequate size and number to securely anchor each component in place, accurately located and aligned with other portions of the Work. Where size and type of attachments are not indicated, verify size and type required for load conditions.
  - 1. Mounting Heights: Where mounting heights are not indicated, mount components at heights directed by Engineer.
  - 2. Allow for building movement, including thermal expansion and contraction.
  - 3. Coordinate installation of anchorages. Furnish setting drawings, templates, and directions for installing anchorages, including sleeves, concrete inserts, anchor bolts, and items with integral anchors, that are to be embedded in concrete or masonry. Deliver such items to Project site in time for installation.
- I. Joints: Make joints of uniform width. Where joint locations in exposed work are not indicated, arrange joints for the best visual effect. Fit exposed connections together to form hairline joints.
- J. Hazardous Materials: Use products, cleaners, and installation materials that are not considered hazardous.

### 3.5 CUTTING AND PATCHING

- A. Cutting and Patching, General: Employ skilled workers to perform cutting and patching. Proceed with cutting and patching at the earliest feasible time, and complete without delay.
  - 1. Cut in-place construction to provide for installation of other components or performance of other construction, and subsequently patch as required to restore surfaces to their original condition.
- B. Existing Warranties: Remove, replace, patch, and repair materials and surfaces cut or damaged during installation or cutting and patching operations, by methods and with materials so as not to void existing warranties.
- C. Temporary Support: Provide temporary support of work to be cut.

- D. Protection: Protect in-place construction during cutting and patching to prevent damage. Provide protection from adverse weather conditions for portions of Project that might be exposed during cutting and patching operations.
- E. Adjacent Occupied Areas: Where interference with use of adjoining areas or interruption of free passage to adjoining areas is unavoidable, coordinate cutting and patching according to requirements in Section 011000 "Summary."
- F. Existing Utility Services and Mechanical/Electrical Systems: Where existing services/systems are required to be removed, relocated, or abandoned, bypass such services/systems before cutting to prevent interruption to occupied areas.
- G. Cutting: Cut in-place construction by sawing, drilling, breaking, chipping, grinding, and similar operations, including excavation, using methods least likely to damage elements retained or adjoining construction. If possible, review proposed procedures with original Installer; comply with original Installer's written recommendations.
  - 1. In general, use hand or small power tools designed for sawing and grinding, not hammering and chopping. Cut holes and slots neatly to minimum size required, and with minimum disturbance of adjacent surfaces. Temporarily cover openings when not in use.
  - 2. Finished Surfaces: Cut or drill from the exposed or finished side into concealed surfaces.
  - 3. Concrete and Masonry: Cut using a cutting machine, such as an abrasive saw or a diamond-core drill.
  - 4. Excavating and Backfilling: Comply with requirements in applicable Sections where required by cutting and patching operations.
  - 5. Mechanical and Electrical Services: Cut off pipe or conduit in walls or partitions to be removed. Cap, valve, or plug and seal remaining portion of pipe or conduit to prevent entrance of moisture or other foreign matter after cutting.
  - 6. Proceed with patching after construction operations requiring cutting are complete.
- H. Patching: Patch construction by filling, repairing, refinishing, closing up, and similar operations following performance of other work. Patch with durable seams that are as invisible as practicable. Provide materials and comply with installation requirements specified in other Sections, where applicable.
  - 1. Inspection: Where feasible, test and inspect patched areas after completion to demonstrate physical integrity of installation.
  - 2. Exposed Finishes: Restore exposed finishes of patched areas and extend finish restoration into retained adjoining construction in a manner that will minimize evidence of patching and refinishing.
    - a. Clean piping, conduit, and similar features before applying paint or other finishing materials.
    - b. Restore damaged pipe covering to its original condition.
  - 3. Floors and Walls: Where walls or partitions that are removed extend one finished area into another, patch and repair floor and wall surfaces in the new space. Provide an even surface of uniform finish, color, texture, and appearance. Remove in-place floor and wall coverings and replace with new materials, if necessary, to achieve uniform color and appearance.

- a. Where patching occurs in a painted surface, prepare substrate and apply primer and intermediate paint coats appropriate for substrate over the patch, and apply final paint coat over entire unbroken surface containing the patch. Provide additional coats until patch blends with adjacent surfaces.
4. Ceilings: Patch, repair, or rehang in-place ceilings as necessary to provide an even-plane surface of uniform appearance.
5. Exterior Building Enclosure: Patch components in a manner that restores enclosure to a weathertight condition and ensures thermal and moisture integrity of building enclosure.
- I. Cleaning: Clean areas and spaces where cutting and patching are performed. Remove paint, mortar, oils, putty, and similar materials from adjacent finished surfaces.

### 3.6 PROGRESS CLEANING

- A. General: Clean Project site and work areas daily, including common areas. Enforce requirements strictly. Dispose of materials lawfully.
  1. Comply with requirements in NFPA 241 for removal of combustible waste materials and debris.
  2. Do not hold waste materials more than seven days during normal weather or three days if the temperature is expected to rise above 80 deg F.
  3. Containerize hazardous and unsanitary waste materials separately from other waste. Mark containers appropriately and dispose of legally, according to regulations.
    - a. Use containers intended for holding waste materials of type to be stored.
- B. Site: Maintain Project site free of waste materials and debris.
- C. Work Areas: Clean areas where work is in progress to the level of cleanliness necessary for proper execution of the Work.
  1. Remove liquid spills promptly.
  2. Where dust would impair proper execution of the Work, broom-clean or vacuum the entire work area, as appropriate.
- D. Installed Work: Keep installed work clean. Clean installed surfaces according to written instructions of manufacturer or fabricator of product installed, using only cleaning materials specifically recommended. If specific cleaning materials are not recommended, use cleaning materials that are not hazardous to health or property and that will not damage exposed surfaces.
- E. Concealed Spaces: Remove debris from concealed spaces before enclosing the space.
- F. Exposed Surfaces in Finished Areas: Clean exposed surfaces and protect as necessary to ensure freedom from damage and deterioration at time of Substantial Completion.
- G. Waste Disposal: Do not bury or burn waste materials on-site. Do not wash waste materials down sewers or into waterways. Comply with waste disposal requirements in Section 015000

"Temporary Facilities and Controls" and Section 017419 "Construction Waste Management and Disposal."

- H. During handling and installation, clean and protect construction in progress and adjoining materials already in place. Apply protective covering where required to ensure protection from damage or deterioration at Substantial Completion.
- I. Clean and provide maintenance on completed construction as frequently as necessary through the remainder of the construction period. Adjust and lubricate operable components to ensure operability without damaging effects.
- J. Limiting Exposures: Supervise construction operations to assure that no part of the construction, completed or in progress, is subject to harmful, dangerous, damaging, or otherwise deleterious exposure during the construction period.

### 3.7 STARTING AND ADJUSTING

- A. Start equipment and operating components to confirm proper operation. Remove malfunctioning units, replace with new units, and retest.
- B. Adjust equipment for proper operation. Adjust operating components for proper operation without binding.
- C. Test each piece of equipment to verify proper operation. Test and adjust controls and safeties. Replace damaged and malfunctioning controls and equipment.
- D. Manufacturer's Field Service: Comply with qualification requirements in Section 014000 "Quality Requirements."

### 3.8 PROTECTION OF INSTALLED CONSTRUCTION

- A. Provide final protection and maintain conditions that ensure installed Work is without damage or deterioration at time of Substantial Completion.
- B. Comply with manufacturer's written instructions for temperature and relative humidity.

END OF SECTION 017300

## SECTION 017419 - CONSTRUCTION WASTE MANAGEMENT AND DISPOSAL

### PART 1 - GENERAL

#### 1.1 RELATED DOCUMENTS

- A. Drawings and general provisions of the Contract, including General and Supplementary Conditions and other Division 01 Specification Sections, apply to this Section.

#### 1.2 SUMMARY

- A. Section includes administrative and procedural requirements for the following:
  1. Salvaging nonhazardous demolition and construction waste.
  2. Recycling nonhazardous demolition and construction waste.
  3. Disposing of nonhazardous demolition and construction waste.

#### 1.3 DEFINITIONS

- A. Construction Waste: Building and site improvement materials and other solid waste resulting from construction, remodeling, renovation, or repair operations. Construction waste includes packaging.
- B. Demolition Waste: Building and site improvement materials resulting from demolition or selective demolition operations.
- C. Disposal: Removal off-site of demolition and construction waste and subsequent sale, recycling, reuse, or deposit in landfill or incinerator acceptable to authorities having jurisdiction.
- D. Recycle: Recovery of demolition or construction waste for subsequent processing in preparation for reuse.
- E. Salvage: Recovery of demolition or construction waste and subsequent sale or reuse in another facility.
- F. Salvage and Reuse: Recovery of demolition or construction waste and subsequent incorporation into the Work.

#### 1.4 REQUIREMENTS

- A. General: Practice efficient waste management in the use of materials in the course of the Work. Use all reasonable means to divert construction and demolition waste from landfills and incinerators. Facilitate recycling and salvage of materials

## 1.5 QUALITY ASSURANCE

- A. Refrigerant Recovery Technician Qualifications: Certified by EPA-approved certification program.
- B. Regulatory Requirements: Comply with hauling and disposal regulations of authorities having jurisdiction.

## PART 2 - PRODUCTS (Not Used)

## PART 3 - EXECUTION

### 3.1 SALVAGING DEMOLITION WASTE

- A. Salvaged Items for Reuse in the Work: Salvage items for reuse and handle as follows:
  - 1. Clean salvaged items.
  - 2. Pack or crate items after cleaning. Identify contents of containers with label indicating elements, date of removal, quantity, and location where removed.
  - 3. Store items in a secure area until installation.
  - 4. Protect items from damage during transport and storage.
  - 5. Install salvaged items to comply with installation requirements for new materials and equipment. Provide connections, supports, and miscellaneous materials necessary to make items functional for use indicated.
- B. Salvaged Items for Sale and Donation: Not permitted on Project site.
- C. Salvaged Items for Owner's Use: Salvage items for Owner's use and handle as follows:
  - 1. Clean salvaged items.
  - 2. Pack or crate items after cleaning. Identify contents of containers with label indicating elements, date of removal, quantity, and location where removed.
  - 3. Store items in a secure area until delivery to Owner.
  - 4. Transport items to Owner's storage area or new location on-site as designated by Owner.
  - 5. Protect items from damage during transport and storage.
- D. Doors and Hardware: Brace open end of door frames. Except for removing door closers, leave door hardware attached to doors.
- E. Equipment: Drain tanks, piping, and fixtures. Seal openings with caps or plugs. Protect equipment from exposure to weather.
- F. Lighting Fixtures: Separate lamps by type and protect from breakage.
- G. Electrical Devices: Separate switches, receptacles, switchgear, transformers, meters, panelboards, circuit breakers, and other devices by type.

### 3.2 RECYCLING DEMOLITION AND CONSTRUCTION WASTE, GENERAL

- A. General: Recycle paper and beverage containers used by on-site workers.
- B. Recycling Incentives: Revenues, savings, rebates, tax credits, and other incentives received for recycling waste materials shall accrue to Contractor.
- C. Preparation of Waste: Prepare and maintain recyclable waste materials according to recycling or reuse facility requirements. Maintain materials free of dirt, adhesives, solvents, petroleum contamination, and other substances deleterious to the recycling process.
- D. Procedures: Separate recyclable waste from other waste materials, trash, and debris. Separate recyclable waste by type at Project site to the maximum extent practical.
  - 1. Provide appropriately marked containers or bins for controlling recyclable waste until removed from Project site. Include list of acceptable and unacceptable materials at each container and bin.
  - 2. Stockpile processed materials on-site without intermixing with other materials. Place, grade, and shape stockpiles to drain surface water. Cover to prevent windblown dust.
  - 3. Stockpile materials away from construction area. Do not store within drip line of remaining trees.
  - 4. Store components off the ground and protect from the weather.
  - 5. Remove recyclable waste from Owner's property and transport to recycling receiver or processor.

### 3.3 RECYCLING DEMOLITION WASTE

- A. Wood Materials: Sort and stack members according to size, type, and length. Separate lumber, engineered wood products, panel products, and treated wood materials.
- B. Metals: Separate metals by type.
  - 1. Structural Steel: Stack members according to size, type of member, and length.
  - 2. Remove and dispose of bolts, nuts, washers, and other rough hardware.
- C. Gypsum Board: Stack large clean pieces on wood pallets or in container and store in a dry location. Remove edge trim and sort with other metals. Remove and dispose of fasteners.
- D. Acoustical Ceiling Panels and Tile: Stack large clean pieces on wood pallets and store in a dry location.
- E. Metal Suspension System: Separate metal members including trim, and other metals from acoustical panels and tile and sort with other metals.
- F. Piping: Reduce piping to straight lengths and store by type and size. Separate supports, hangers, valves, sprinklers, and other components by type and size.
- G. Conduit: Reduce conduit to straight lengths and store by type and size.

### 3.4 RECYCLING CONSTRUCTION WASTE

#### A. Packaging:

1. Cardboard and Boxes: Break down packaging into flat sheets. Bundle and store in a dry location.
2. Polystyrene Packaging: Separate and bag materials.
3. Pallets: As much as possible, require deliveries using pallets to remove pallets from Project site. For pallets that remain on-site, break down pallets into component wood pieces and comply with requirements for recycling wood.
4. Crates: Break down crates into component wood pieces and comply with requirements for recycling wood.

### 3.5 DISPOSAL OF WASTE

#### A. General: Except for items or materials to be salvaged, recycled, or otherwise reused, remove waste materials from Project site and legally dispose of them in a landfill or incinerator acceptable to authorities having jurisdiction.

1. Except as otherwise specified, do not allow waste materials that are to be disposed of accumulate on-site.
2. Remove and transport debris in a manner that will prevent spillage on adjacent surfaces and areas.

#### B. Burning: Do not burn waste materials.

#### C. Disposal: Remove waste materials from Owner's property and legally dispose of them.

END OF SECTION 017419



## SECTION 017700 - CLOSEOUT PROCEDURES

### PART 1 - GENERAL

#### 1.1 RELATED DOCUMENTS

- A. Drawings and general provisions of the Contract, including General and Supplementary Conditions and other Division 01 Specification Sections, apply to this Section.

#### 1.2 SUMMARY

- A. Section includes administrative and procedural requirements for contract closeout, including, but not limited to, the following:
  - 1. Substantial Completion procedures.
  - 2. Final completion procedures.
  - 3. Warranties.
  - 4. Final cleaning.
  - 5. Repair of the Work.
- B. Related Requirements:
  - 1. Section 013233 "Photographic Documentation" for submitting final completion construction photographic documentation.
  - 2. Section 017300 "Execution" for progress cleaning of Project site.
  - 3. Section 017823 "Operation and Maintenance Data" for operation and maintenance manual requirements.
  - 4. Section 017839 "Project Record Documents" for submitting record Drawings, record Specifications, and record Product Data.
  - 5. Section 017900 "Demonstration and Training" for requirements for instructing Owner's personnel.

#### 1.3 ACTION SUBMITTALS

- A. Product Data: For cleaning agents.
- B. Contractor's List of Incomplete Items: Initial submittal at Substantial Completion.
- C. Certified List of Incomplete Items: Final submittal at Final Completion.

#### 1.4 CLOSEOUT SUBMITTALS

- A. Certificates of Release: From authorities having jurisdiction.
- B. Certificate of Insurance: For continuing coverage.

- C. Field Report: For pest control inspection.

#### 1.5 MAINTENANCE MATERIAL SUBMITTALS

- A. Schedule of Maintenance Material Items: For maintenance material submittal items specified in other Sections.

#### 1.6 SUBSTANTIAL COMPLETION PROCEDURES

- A. Contractor's List of Incomplete Items: Prepare and submit a list of items to be completed and corrected (Contractor's punch list), indicating the value of each item on the list and reasons why the Work is incomplete.

- B. Submittals Prior to Substantial Completion: Complete the following a minimum of 10 days prior to requesting inspection for determining date of Substantial Completion. List items below that are incomplete at time of request.

1. Certificates of Release: Obtain and submit releases from authorities having jurisdiction permitting Owner unrestricted use of the Work and access to services and utilities. Include occupancy permits, operating certificates, and similar releases.
2. Submit closeout submittals specified in other Division 01 Sections, including project record documents, operation and maintenance manuals, final completion construction photographic documentation, damage or settlement surveys, property surveys, and similar final record information.
3. Submit closeout submittals specified in individual Sections, including specific warranties, workmanship bonds, maintenance service agreements, final certifications, and similar documents.
4. Submit maintenance material submittals specified in individual Sections, including tools, spare parts, extra materials, and similar items, and deliver to location designated by Engineer. Label with manufacturer's name and model number where applicable.
  - a. Schedule of Maintenance Material Items: Prepare and submit schedule of maintenance material submittal items, including name and quantity of each item and name and number of related Specification Section. Obtain Engineer's signature for receipt of submittals.
5. Submit test/adjust/balance records.
6. Submit changeover information related to Owner's occupancy, use, operation, and maintenance.

- C. Procedures Prior to Substantial Completion: Complete the following a minimum of 10 days prior to requesting inspection for determining date of Substantial Completion. List items below that are incomplete at time of request.

1. Advise Owner of pending insurance changeover requirements.
2. Make final changeover of permanent locks and deliver keys to Owner. Advise Owner's personnel of changeover in security provisions.
3. Complete startup and testing of systems and equipment.

4. Perform preventive maintenance on equipment used prior to Substantial Completion.
5. Instruct Owner's personnel in operation, adjustment, and maintenance of products, equipment, and systems. Submit demonstration and training video recordings specified in Section 017900 "Demonstration and Training."
6. Advise Owner of changeover in heat and other utilities.
7. Participate with Owner in conducting inspection and walkthrough with local emergency responders.
8. Terminate and remove temporary facilities from Project site, along with mockups, construction tools, and similar elements.
9. Complete final cleaning requirements, including touchup painting.
10. Touch up and otherwise repair and restore marred exposed finishes to eliminate visual defects.

D. Inspection: Submit a written request for inspection to determine Substantial Completion a minimum of 10 days prior to date the work will be completed and ready for final inspection and tests. On receipt of request, Engineer will either proceed with inspection or notify Contractor of unfulfilled requirements. Engineer will prepare the Certificate of Substantial Completion after inspection or will notify Contractor of items, either on Contractor's list or additional items identified by Engineer, that must be completed or corrected before certificate will be issued.

1. Reinspection: Request reinspection when the Work identified in previous inspections as incomplete is completed or corrected.
2. Results of completed inspection will form the basis of requirements for final completion.

## 1.7 FINAL COMPLETION PROCEDURES

A. Submittals Prior to Final Completion: Before requesting final inspection for determining final completion, complete the following:

1. Submit a final Application for Payment according to Section 012900 "Payment Procedures."
2. Certified List of Incomplete Items: Submit certified copy of Engineer's Substantial Completion inspection list of items to be completed or corrected (punch list), endorsed and dated by Engineer. Certified copy of the list shall state that each item has been completed or otherwise resolved for acceptance.
3. Certificate of Insurance: Submit evidence of final, continuing insurance coverage complying with insurance requirements.
4. Submit pest-control final inspection report.

B. Inspection: Submit a written request for final inspection to determine acceptance a minimum of 10 days prior to date the work will be completed and ready for final inspection and tests. On receipt of request, Engineer will either proceed with inspection or notify Contractor of unfulfilled requirements. Engineer will prepare a final Certificate for Payment after inspection or will notify Contractor of construction that must be completed or corrected before certificate will be issued.

1. Reinspection: Request reinspection when the Work identified in previous inspections as incomplete is completed or corrected.

## 1.8 LIST OF INCOMPLETE ITEMS (PUNCH LIST)

- A. Organization of List: Include name and identification of each space and area affected by construction operations for incomplete items and items needing correction including, if necessary, areas disturbed by Contractor that are outside the limits of construction
1. Organize list of spaces in sequential order.
  2. Organize items applying to each space by major element, including categories for ceiling, individual walls, floors, equipment, and building systems.
  3. Include the following information at the top of each page:
    - a. Project name.
    - b. Date.
    - c. Name of Engineer.
    - d. Name of Contractor.
    - e. Page number.
  4. Submit list of incomplete items in the following format:
    - a. MS Excel electronic file. Engineer will return annotated file.

## 1.9 SUBMITTAL OF PROJECT WARRANTIES

- A. Time of Submittal: Submit written warranties on request of Engineer for designated portions of the Work where commencement of warranties other than date of Substantial Completion is indicated, or when delay in submittal of warranties might limit Owner's rights under warranty.
- B. Partial Occupancy: Submit properly executed warranties within 15 days of completion of designated portions of the Work that are completed and occupied or used by Owner during construction period by separate agreement with Contractor.
- C. Organize warranty documents into an orderly sequence based on the table of contents of Project Manual.
1. Bind warranties and bonds in heavy-duty, three-ring, vinyl-covered, loose-leaf binders, thickness as necessary to accommodate contents, and sized to receive 8-1/2-by-11-inch paper.
  2. Provide heavy paper dividers with plastic-covered tabs for each separate warranty. Mark tab to identify the product or installation. Provide a typed description of the product or installation, including the name of the product and the name, address, and telephone number of Installer.
  3. Identify each binder on the front and spine with the typed or printed title "WARRANTIES," Project name, and name of Contractor.
  4. Warranty Electronic File: Scan warranties and bonds and assemble complete warranty and bond submittal package into a single indexed electronic PDF file with links enabling navigation to each item. Provide bookmarked table of contents at beginning of document.
- D. Provide additional copies of each warranty to include in operation and maintenance manuals.

## PART 2 - PRODUCTS

### 2.1 MATERIALS

- A. Cleaning Agents: Use cleaning materials and agents recommended by manufacturer or fabricator of the surface to be cleaned. Do not use cleaning agents that are potentially hazardous to health or property or that might damage finished surfaces.
  - 1. Use cleaning products that comply with Green Seal's GS-37, or if GS-37 is not applicable, use products that comply with the California Code of Regulations maximum allowable VOC levels.

## PART 3 - EXECUTION

### 3.1 FINAL CLEANING

- A. General: Perform final cleaning. Conduct cleaning and waste-removal operations to comply with local laws and ordinances and Federal and local environmental and antipollution regulations.
- B. Cleaning: Employ experienced workers or professional cleaners for final cleaning. Clean each surface or unit to condition expected in an average commercial building cleaning and maintenance program. Comply with manufacturer's written instructions.
  - 1. Complete the following cleaning operations before requesting inspection for certification of Final Completion for entire Project or for a designated portion of Project:
    - a. Clean Project site in areas disturbed by construction activities of rubbish, waste material, litter, and other foreign substances.
    - b. Remove tools, construction equipment, machinery, and surplus material from Project site.
    - c. Remove debris and surface dust from limited access spaces, including roofs, plenums, shafts, trenches, equipment vaults, manholes, attics, and similar spaces.
    - d. Sweep concrete floors broom clean in unoccupied spaces.
    - e. Vacuum carpet and similar soft surfaces, removing debris and excess nap; clean according to manufacturer's recommendations if visible soil or stains remain.
    - f. Remove labels that are not permanent.
    - g. Wipe surfaces of mechanical and electrical equipment and similar equipment. Remove excess lubrication, paint and mortar droppings, and other foreign substances.
    - h. Replace disposable air filters and clean permanent air filters. Clean exposed surfaces of diffusers, registers, and grills.
    - i. Clean ducts, blowers, and coils if units were operated without filters during construction or that display contamination with particulate matter on inspection.
    - j. Clean light fixtures, lamps, globes, and reflectors to function with full efficiency.
    - k. Leave Project clean and ready for occupancy.

- C. Construction Waste Disposal: Comply with waste disposal requirements in Section 015000 "Temporary Facilities and Controls" and Section 017419 "Construction Waste Management and Disposal."

### 3.2 REPAIR OF THE WORK

- A. Complete repair and restoration operations before requesting inspection for determination of Substantial Completion.
- B. Repair or remove and replace defective construction. Repairing includes replacing defective parts, refinishing damaged surfaces, touching up with matching materials, and properly adjusting operating equipment. Where damaged or worn items cannot be repaired or restored, provide replacements. Remove and replace operating components that cannot be repaired. Restore damaged construction and permanent facilities used during construction to specified condition.
  - 1. Remove and replace chipped, scratched, and broken glass, reflective surfaces, and other damaged transparent materials.
  - 2. Touch up and otherwise repair and restore marred or exposed finishes and surfaces. Replace finishes and surfaces that already show evidence of repair or restoration.
    - a. Do not paint over "UL" and other required labels and identification, including mechanical and electrical nameplates. Remove paint applied to required labels and identification.
  - 3. Replace parts subject to operating conditions during construction that may impede operation or reduce longevity.
  - 4. Replace burned-out bulbs, bulbs noticeably dimmed by hours of use, and defective and noisy starters in fluorescent and mercury vapor fixtures to comply with requirements for new fixtures.

END OF SECTION 017700

## SECTION 017823 - OPERATION AND MAINTENANCE DATA

### PART 1 - GENERAL

#### 1.1 RELATED DOCUMENTS

- A. Drawings and general provisions of the Contract, including General and Supplementary Conditions and other Division 01 Specification Sections, apply to this Section.

#### 1.2 SUMMARY

- A. Section includes administrative and procedural requirements for preparing operation and maintenance manuals, including the following:
  - 1. Operation and maintenance documentation directory.
  - 2. Emergency manuals.
  - 3. Operation manuals for systems, subsystems, and equipment.
  - 4. Product maintenance manuals.
  - 5. Systems and equipment maintenance manuals.
- B. Related Requirements:
  - 1. Section 013300 "Submittal Procedures" for submitting copies of submittals for operation and maintenance manuals.

#### 1.3 DEFINITIONS

- A. System: An organized collection of parts, equipment, or subsystems united by regular interaction.
- B. Subsystem: A portion of a system with characteristics similar to a system.

#### 1.4 CLOSEOUT SUBMITTALS

- A. Manual Content: Operations and maintenance manual content is specified in individual Specification Sections to be reviewed at the time of Section submittals. Submit reviewed manual content formatted and organized as required by this Section.
  - 1. Engineer will comment on whether content of operations and maintenance submittals are acceptable.
  - 2. Where applicable, clarify and update reviewed manual content to correspond to revisions and field conditions.
- B. Format: Submit operations and maintenance manuals in the following format:

1. PDF electronic file. Assemble each manual into a composite electronically indexed file. Submit on digital media acceptable to Engineer.
    - a. Name each indexed document file in composite electronic index with applicable item name. Include a complete electronically linked operation and maintenance directory.
    - b. Enable inserted reviewer comments on draft submittals.
  2. Three paper copies. Include a complete operation and maintenance directory. Enclose title pages and directories in clear plastic sleeves. Engineer will return two copies.
- C. Final Manual Submittal: Submit each manual in final form prior to requesting inspection for Substantial Completion and at least 30 days before commencing demonstration and training. Engineer will return copy with comments.
1. Correct or revise each manual to comply with Engineer's comments. Submit copies of each corrected manual within 15 days of receipt of Engineer's comments and prior to commencing demonstration and training.

## PART 2 - PRODUCTS

### 2.1 OPERATION AND MAINTENANCE DOCUMENTATION DIRECTORY

- A. Directory: Prepare a single, comprehensive directory of emergency, operation, and maintenance data and materials, listing items and their location to facilitate ready access to desired information. Include a section in the directory for each of the following:
1. List of documents.
  2. List of systems.
  3. List of equipment.
  4. Table of contents.
- B. List of Systems and Subsystems: List systems alphabetically. Include references to operation and maintenance manuals that contain information about each system.
- C. List of Equipment: List equipment for each system, organized alphabetically by system. For pieces of equipment not part of system, list alphabetically in separate list.
- D. Tables of Contents: Include a table of contents for each emergency, operation, and maintenance manual.
- E. Identification: In the documentation directory and in each operation and maintenance manual, identify each system, subsystem, and piece of equipment with same designation used in the Contract Documents. If no designation exists, assign a designation according to ASHRAE Guideline 4, "Preparation of Operating and Maintenance Documentation for Building Systems."



## 2.2 REQUIREMENTS FOR EMERGENCY, OPERATION, AND MAINTENANCE MANUALS

- A. **Organization:** Unless otherwise indicated, organize each manual into a separate section for each system and subsystem, and a separate section for each piece of equipment not part of a system. Each manual shall contain the following materials, in the order listed:
1. Title page.
  2. Table of contents.
  3. Manual contents.
- B. **Title Page:** Include the following information:
1. Subject matter included in manual.
  2. Name and address of Project.
  3. Name and address of Owner.
  4. Date of submittal.
  5. Name and contact information for Contractor.
  6. Name and contact information for Construction Manager.
  7. Name and contact information for Engineer.
  8. Names and contact information for major consultants to the Engineer that designed the systems contained in the manuals.
  9. Cross-reference to related systems in other operation and maintenance manuals.
- C. **Table of Contents:** List each product included in manual, identified by product name, indexed to the content of the volume, and cross-referenced to Specification Section number in Project Manual.
1. If operation or maintenance documentation requires more than one volume to accommodate data, include comprehensive table of contents for all volumes in each volume of the set.
- D. **Manual Contents:** Organize into sets of manageable size. Arrange contents alphabetically by system, subsystem, and equipment. If possible, assemble instructions for subsystems, equipment, and components of one system into a single binder.
- E. **Manuals, Electronic Files:** Submit manuals in the form of a multiple file composite electronic PDF file for each manual type required.
1. **Electronic Files:** Use electronic files prepared by manufacturer where available. Where scanning of paper documents is required, configure scanned file for minimum readable file size.
  2. **File Names and Bookmarks:** Enable bookmarking of individual documents based on file names. Name document files to correspond to system, subsystem, and equipment names used in manual directory and table of contents. Group documents for each system and subsystem into individual composite bookmarked files, then create composite manual, so that resulting bookmarks reflect the system, subsystem, and equipment names in a readily navigated file tree. Configure electronic manual to display bookmark panel on opening file.
- F. **Manuals, Paper Copy:** Submit manuals in the form of hard copy, bound and labeled volumes.

1. Binders: Heavy-duty, three-ring, vinyl-covered, loose-leaf binders, in thickness necessary to accommodate contents, sized to hold 8-1/2-by-11-inch paper; with clear plastic sleeve on spine to hold label describing contents and with pockets inside covers to hold folded oversize sheets.
  - a. If two or more binders are necessary to accommodate data of a system, organize data in each binder into groupings by subsystem and related components. Cross-reference other binders if necessary to provide essential information for proper operation or maintenance of equipment or system.
  - b. Identify each binder on front and spine, with printed title "OPERATION AND MAINTENANCE MANUAL," Project title or name, and subject matter of contents, and indicate Specification Section number on bottom of spine. Indicate volume number for multiple-volume sets.
2. Dividers: Heavy-paper dividers with plastic-covered tabs for each section of the manual. Mark each tab to indicate contents. Include typed list of products and major components of equipment included in the section on each divider, cross-referenced to Specification Section number and title of Project Manual.
3. Protective Plastic Sleeves: Transparent plastic sleeves designed to enclose diagnostic software storage media for computerized electronic equipment.
4. Supplementary Text: Prepared on 8-1/2-by-11-inch white bond paper.
5. Drawings: Attach reinforced, punched binder tabs on drawings and bind with text.
  - a. If oversize drawings are necessary, fold drawings to same size as text pages and use as foldouts.
  - b. If drawings are too large to be used as foldouts, fold and place drawings in labeled envelopes and bind envelopes in rear of manual. At appropriate locations in manual, insert typewritten pages indicating drawing titles, descriptions of contents, and drawing locations.

### 2.3 EMERGENCY MANUALS

- A. Content: Organize manual into a separate section for each of the following:
  1. Type of emergency.
  2. Emergency instructions.
  3. Emergency procedures.
- B. Type of Emergency: Where applicable for each type of emergency indicated below, include instructions and procedures for each system, subsystem, piece of equipment, and component:
  1. Fire.
  2. Flood.
  3. Gas leak.
  4. Water leak.
  5. Power failure.
  6. Water outage.
  7. System, subsystem, or equipment failure.
  8. Chemical release or spill.

- C. Emergency Instructions: Describe and explain warnings, trouble indications, error messages, and similar codes and signals. Include responsibilities of Owner's operating personnel for notification of Installer, supplier, and manufacturer to maintain warranties.
- D. Emergency Procedures: Include the following, as applicable:
  - 1. Instructions on stopping.
  - 2. Shutdown instructions for each type of emergency.
  - 3. Operating instructions for conditions outside normal operating limits.
  - 4. Required sequences for electric or electronic systems.
  - 5. Special operating instructions and procedures.

## 2.4 OPERATION MANUALS

- A. Content: In addition to requirements in this Section, include operation data required in individual Specification Sections and the following information:
  - 1. System, subsystem, and equipment descriptions. Use designations for systems and equipment indicated on Contract Documents.
  - 2. Performance and design criteria if Contractor has delegated design responsibility.
  - 3. Operating standards.
  - 4. Operating procedures.
  - 5. Operating logs.
  - 6. Wiring diagrams.
  - 7. Control diagrams.
  - 8. Piped system diagrams.
  - 9. Precautions against improper use.
  - 10. License requirements including inspection and renewal dates.
- B. Descriptions: Include the following:
  - 1. Product name and model number. Use designations for products indicated on Contract Documents.
  - 2. Manufacturer's name.
  - 3. Equipment identification with serial number of each component.
  - 4. Equipment function.
  - 5. Operating characteristics.
  - 6. Limiting conditions.
  - 7. Performance curves.
  - 8. Engineering data and tests.
  - 9. Complete nomenclature and number of replacement parts.
- C. Operating Procedures: Include the following, as applicable:
  - 1. Startup procedures.
  - 2. Equipment or system break-in procedures.
  - 3. Routine and normal operating instructions.
  - 4. Regulation and control procedures.
  - 5. Instructions on stopping.

6. Normal shutdown instructions.
  7. Seasonal and weekend operating instructions.
  8. Required sequences for electric or electronic systems.
  9. Special operating instructions and procedures.
- D. Systems and Equipment Controls: Describe the sequence of operation, and diagram controls as installed.
- E. Piped Systems: Diagram piping as installed, and identify color-coding where required for identification.

## 2.5 PRODUCT MAINTENANCE MANUALS

- A. Content: Organize manual into a separate section for each product, material, and finish. Include source information, product information, maintenance procedures, repair materials and sources, and warranties and bonds, as described below.
- B. Source Information: List each product included in manual, identified by product name and arranged to match manual's table of contents. For each product, list name, address, and telephone number of Installer or supplier and maintenance service agent, and cross-reference Specification Section number and title in Project Manual and drawing or schedule designation or identifier where applicable.
- C. Product Information: Include the following, as applicable:
1. Product name and model number.
  2. Manufacturer's name.
  3. Color, pattern, and texture.
  4. Material and chemical composition.
  5. Reordering information for specially manufactured products.
- D. Maintenance Procedures: Include manufacturer's written recommendations and the following:
1. Inspection procedures.
  2. Types of cleaning agents to be used and methods of cleaning.
  3. List of cleaning agents and methods of cleaning detrimental to product.
  4. Schedule for routine cleaning and maintenance.
  5. Repair instructions.
- E. Repair Materials and Sources: Include lists of materials and local sources of materials and related services.
- F. Warranties and Bonds: Include copies of warranties and bonds and lists of circumstances and conditions that would affect validity of warranties or bonds.
1. Include procedures to follow and required notifications for warranty claims.

## 2.6 SYSTEMS AND EQUIPMENT MAINTENANCE MANUALS

- A. Content: For each system, subsystem, and piece of equipment not part of a system, include source information, manufacturers' maintenance documentation, maintenance procedures, maintenance and service schedules, spare parts list and source information, maintenance service contracts, and warranty and bond information, as described below.
- B. Source Information: List each system, subsystem, and piece of equipment included in manual, identified by product name and arranged to match manual's table of contents. For each product, list name, address, and telephone number of Installer or supplier and maintenance service agent, and cross-reference Specification Section number and title in Project Manual and drawing or schedule designation or identifier where applicable.
- C. Manufacturers' Maintenance Documentation: Manufacturers' maintenance documentation including the following information for each component part or piece of equipment:
  - 1. Standard maintenance instructions and bulletins.
  - 2. Drawings, diagrams, and instructions required for maintenance, including disassembly and component removal, replacement, and assembly.
  - 3. Identification and nomenclature of parts and components.
  - 4. List of items recommended to be stocked as spare parts.
- D. Maintenance Procedures: Include the following information and items that detail essential maintenance procedures:
  - 1. Test and inspection instructions.
  - 2. Troubleshooting guide.
  - 3. Precautions against improper maintenance.
  - 4. Disassembly; component removal, repair, and replacement; and reassembly instructions.
  - 5. Aligning, adjusting, and checking instructions.
  - 6. Demonstration and training video recording, if available.
- E. Maintenance and Service Schedules: Include service and lubrication requirements, list of required lubricants for equipment, and separate schedules for preventive and routine maintenance and service with standard time allotment.
  - 1. Scheduled Maintenance and Service: Tabulate actions for daily, weekly, monthly, quarterly, semiannual, and annual frequencies.
  - 2. Maintenance and Service Record: Include manufacturers' forms for recording maintenance.
- F. Spare Parts List and Source Information: Include lists of replacement and repair parts, with parts identified and cross-referenced to manufacturers' maintenance documentation and local sources of maintenance materials and related services.
- G. Maintenance Service Contracts: Include copies of maintenance agreements with name and telephone number of service agent.
- H. Warranties and Bonds: Include copies of warranties and bonds and lists of circumstances and conditions that would affect validity of warranties or bonds.

1. Include procedures to follow and required notifications for warranty claims.

### PART 3 - EXECUTION

#### 3.1 MANUAL PREPARATION

- A. Emergency Manual: Assemble a complete set of emergency information indicating procedures for use by emergency personnel and by Owner's operating personnel for types of emergencies indicated.
- B. Product Maintenance Manual: Assemble a complete set of maintenance data indicating care and maintenance of each product, material, and finish incorporated into the Work.
- C. Operation and Maintenance Manuals: Assemble a complete set of operation and maintenance data indicating operation and maintenance of each system, subsystem, and piece of equipment not part of a system.
  1. Engage a factory-authorized service representative to assemble and prepare information for each system, subsystem, and piece of equipment not part of a system.
  2. Prepare a separate manual for each system and subsystem, in the form of an instructional manual for use by Owner's operating personnel.
- D. Manufacturers' Data: Where manuals contain manufacturers' standard printed data, include only sheets pertinent to product or component installed. Mark each sheet to identify each product or component incorporated into the Work. If data include more than one item in a tabular format, identify each item using appropriate references from the Contract Documents. Identify data applicable to the Work and delete references to information not applicable.
  1. Prepare supplementary text if manufacturers' standard printed data are not available and where the information is necessary for proper operation and maintenance of equipment or systems.
- E. Drawings: Prepare drawings supplementing manufacturers' printed data to illustrate the relationship of component parts of equipment and systems and to illustrate control sequence and flow diagrams. Coordinate these drawings with information contained in record Drawings to ensure correct illustration of completed installation.
  1. Do not use original project record documents as part of operation and maintenance manuals.
  2. Comply with requirements of newly prepared record Drawings in Section 017839 "Project Record Documents."
- F. Comply with Section 017700 "Closeout Procedures" for schedule for submitting operation and maintenance documentation.

END OF SECTION 017823

## SECTION 017839 - PROJECT RECORD DOCUMENTS

### PART 1 - GENERAL

#### 1.1 RELATED DOCUMENTS

- A. Drawings and general provisions of the Contract, including General and Supplementary Conditions and other Division 01 Specification Sections, apply to this Section.

#### 1.2 SUMMARY

- A. Section includes administrative and procedural requirements for project record documents, including the following:
  - 1. Record Drawings.
  - 2. Record Specifications.
  - 3. Record Product Data.
  - 4. Miscellaneous record submittals.
- B. Related Requirements:
  - 1. Section 017300 "Execution" for final property survey.
  - 2. Section 017700 "Closeout Procedures" for general closeout procedures.
  - 3. Section 017823 "Operation and Maintenance Data" for operation and maintenance manual requirements.

#### 1.3 CLOSEOUT SUBMITTALS

- A. Record Drawings: Comply with the following:
  - 1. Number of Copies: Submit one set(s) of marked-up record prints.
  - 2. Number of Copies: Submit copies of record Drawings as follows:
    - a. Initial Submittal:
      - 1) Submit one paper-copy set(s) of marked-up record prints.
      - 2) Engineer will indicate whether general scope of changes, additional information recorded, and quality of drafting are acceptable.
    - b. Final Submittal:
      - 1) Submit PDF electronic files of scanned record prints and three set(s) of prints.
      - 2) Print each drawing, whether or not changes and additional information were recorded.

- B. Record Specifications: Submit one paper copy of Project's Specifications, including addenda and contract modifications.
- C. Record Product Data: Submit one paper copy of each submittal.
  - 1. Where record Product Data are required as part of operation and maintenance manuals, submit duplicate marked-up Product Data as a component of manual.
- D. Miscellaneous Record Submittals: See other Specification Sections for miscellaneous record-keeping requirements and submittals in connection with various construction activities. Submit one paper copy of each submittal.

## PART 2 - PRODUCTS

### 2.1 RECORD DRAWINGS

- A. Record Prints: Maintain one set of marked-up paper copies of the Contract Drawings and Shop Drawings, incorporating new and revised drawings as modifications are issued.
  - 1. Preparation: Mark record prints to show the actual installation where installation varies from that shown originally. Require individual or entity who obtained record data, whether individual or entity is Installer, subcontractor, or similar entity, to provide information for preparation of corresponding marked-up record prints.
    - a. Give particular attention to information on concealed elements that would be difficult to identify or measure and record later.
    - b. Accurately record information in an acceptable drawing technique.
    - c. Record data as soon as possible after obtaining it.
    - d. Record and check the markup before enclosing concealed installations.
    - e. Cross-reference record prints to corresponding archive photographic documentation.
  - 2. Content: Types of items requiring marking include, but are not limited to, the following:
    - a. Dimensional changes to Drawings.
    - b. Revisions to details shown on Drawings.
    - c. Depths of foundations below first floor.
    - d. Locations and depths of underground utilities.
    - e. Revisions to routing of piping and conduits.
    - f. Revisions to electrical circuitry.
    - g. Actual equipment locations.
    - h. Duct size and routing.
    - i. Locations of concealed internal utilities.
    - j. Changes made by Change Order or Construction Change Directive.
    - k. Changes made following Engineer's written orders.
    - l. Details not on the original Contract Drawings.
    - m. Field records for variable and concealed conditions.
    - n. Record information on the Work that is shown only schematically.



3. Mark the Contract Drawings and Shop Drawings completely and accurately. Use personnel proficient at recording graphic information in production of marked-up record prints.
  4. Mark record sets with erasable, red-colored pencil. Use other colors to distinguish between changes for different categories of the Work at same location.
  5. Mark important additional information that was either shown schematically or omitted from original Drawings.
  6. Note Construction Change Directive numbers, alternate numbers, Change Order numbers, and similar identification, where applicable.
- B. Format: Identify and date each record Drawing; include the designation "PROJECT RECORD DRAWING" in a prominent location.
1. Record Prints: Organize record prints and newly prepared record Drawings into manageable sets. Bind each set with durable paper cover sheets. Include identification on cover sheets.
  2. Format: Annotated PDF electronic file with comment function enabled.
  3. Record Digital Data Files: Organize digital data information into separate electronic files that correspond to each sheet of the Contract Drawings. Name each file with the sheet identification. Include identification in each digital data file.
  4. Identification: As follows:
    - a. Project name.
    - b. Date.
    - c. Designation "PROJECT RECORD DRAWINGS."
    - d. Name of Engineer.
    - e. Name of Contractor.

## 2.2 RECORD SPECIFICATIONS

- A. Preparation: Mark Specifications to indicate the actual product installation where installation varies from that indicated in Specifications, addenda, and contract modifications.
1. Give particular attention to information on concealed products and installations that cannot be readily identified and recorded later.
  2. Mark copy with the proprietary name and model number of products, materials, and equipment furnished, including substitutions and product options selected.
  3. Record the name of manufacturer, supplier, Installer, and other information necessary to provide a record of selections made.
  4. For each principal product, indicate whether record Product Data has been submitted in operation and maintenance manuals instead of submitted as record Product Data.
  5. Note related Change Orders, record Product Data, and record Drawings where applicable.
- B. Format: Submit record Specifications as scanned PDF electronic file(s) of marked-up paper copy of Specifications.

## 2.3 RECORD PRODUCT DATA

- A. Preparation: Mark Product Data to indicate the actual product installation where installation varies substantially from that indicated in Product Data submittal.
  - 1. Give particular attention to information on concealed products and installations that cannot be readily identified and recorded later.
  - 2. Include significant changes in the product delivered to Project site and changes in manufacturer's written instructions for installation.
- B. Format: Submit record Product Data as scanned PDF electronic file(s) of marked-up paper copy of Product Data.
  - 1. Include record Product Data directory organized by Specification Section number and title, electronically linked to each item of record Product Data.

## 2.4 MISCELLANEOUS RECORD SUBMITTALS

- A. Assemble miscellaneous records required by other Specification Sections for miscellaneous record keeping and submittal in connection with actual performance of the Work. Bind or file miscellaneous records and identify each, ready for continued use and reference.
- B. Format: Submit miscellaneous record submittals as scanned PDF electronic file(s) of marked-up miscellaneous record submittals.
  - 1. Include miscellaneous record submittals directory organized by Specification Section number and title, electronically linked to each item of miscellaneous record submittals.

## PART 3 - EXECUTION

### 3.1 RECORDING AND MAINTENANCE

- A. Recording: Maintain one copy of each submittal during the construction period for project record document purposes. Post changes and revisions to project record documents as they occur; do not wait until end of Project.
- B. Maintenance of Record Documents and Samples: Store record documents and Samples in the field office apart from the Contract Documents used for construction. Do not use project record documents for construction purposes. Maintain record documents in good order and in a clean, dry, legible condition, protected from deterioration and loss. Provide access to project record documents for Engineer's reference during normal working hours.

END OF SECTION 017839

## SECTION 017900 - DEMONSTRATION AND TRAINING

### PART 1 - GENERAL

#### 1.1 RELATED DOCUMENTS

- A. Drawings and general provisions of the Contract, including General and Supplementary Conditions and other Division 01 Specification Sections, apply to this Section.

#### 1.2 SUMMARY

- A. Section includes administrative and procedural requirements for instructing Owner's personnel, including the following:
  - 1. Demonstration of operation of systems, subsystems, and equipment.
  - 2. Training in operation and maintenance of systems, subsystems, and equipment.

#### 1.3 INFORMATIONAL SUBMITTALS

- A. Instruction Program: Submit outline of instructional program for demonstration and training, including a list of training modules and a schedule of proposed dates, times, length of instruction time, and instructors' names for each training module. Include learning objective and outline for each training module.
  - 1. Indicate proposed training modules using manufacturer-produced demonstration and training video recordings for systems, equipment, and products in lieu of video recording of live instructional module.
- B. Qualification Data: For facilitator and instructor.
- C. Attendance Record: For each training module, submit list of participants and length of instruction time.
- D. Evaluations: For each participant and for each training module, submit results and documentation of performance-based test.

#### 1.4 CLOSEOUT SUBMITTALS

- A. Demonstration: Submit two copies within seven days of end of each training module.
  - 1. Identification: On each copy, provide an applied label with the following information:
    - a. Name of Project.
    - b. Name of Engineer.
    - c. Name of Construction Manager.

- d. Name of Contractor.
2. Transcript: Prepared and bound in format matching operation and maintenance manuals. Mark appropriate identification on front and spine of each binder. Include a cover sheet with same label information as the corresponding video recording. Include name of Project and date of video recording on each page.
3. At completion of training, submit complete training manual(s) for Owner's use prepared and bound in format matching operation and maintenance manuals.

## 1.5 QUALITY ASSURANCE

- A. Facilitator Qualifications: A firm or individual experienced in training or educating maintenance personnel in a training program similar in content and extent to that indicated for this Project, and whose work has resulted in training or education with a record of successful learning performance.
- B. Instructor Qualifications: A factory-authorized service representative, complying with requirements in Section 014000 "Quality Requirements," experienced in operation and maintenance procedures and training.
- C. Preinstruction Conference: Conduct conference at Project site to comply with requirements in Section 013100 "Project Management and Coordination." Review methods and procedures related to demonstration and training including, but not limited to, the following:
  1. Inspect and discuss locations and other facilities required for instruction.
  2. Review and finalize instruction schedule and verify availability of educational materials, instructors' personnel, audiovisual equipment, and facilities needed to avoid delays.
  3. Review required content of instruction.
  4. For instruction that must occur outside, review weather and forecasted weather conditions and procedures to follow if conditions are unfavorable.

## 1.6 COORDINATION

- A. Coordinate instruction schedule with Owner's operations. Adjust schedule as required to minimize disrupting Owner's operations and to ensure availability of Owner's personnel.
- B. Coordinate instructors, including providing notification of dates, times, length of instruction time, and course content.
- C. Coordinate content of training modules with content of approved emergency, operation, and maintenance manuals. Do not submit instruction program until operation and maintenance data has been reviewed and approved by Engineer.

## PART 2 - PRODUCTS

### 2.1 INSTRUCTION PROGRAM

- A. Program Structure: Develop an instruction program that includes individual training modules for each system and for equipment not part of a system, as required by individual Specification Sections.
- B. Training Modules: Develop a learning objective and teaching outline for each module. Include a description of specific skills and knowledge that participant is expected to master. For each module, include instruction for the following as applicable to the system, equipment, or component:
  - 1. Basis of System Design, Operational Requirements, and Criteria: Include the following:
    - a. System, subsystem, and equipment descriptions.
    - b. Performance and design criteria if Contractor is delegated design responsibility.
    - c. Operating standards.
    - d. Regulatory requirements.
    - e. Equipment function.
    - f. Operating characteristics.
    - g. Limiting conditions.
    - h. Performance curves.
  - 2. Documentation: Review the following items in detail:
    - a. Emergency manuals.
    - b. Operations manuals.
    - c. Maintenance manuals.
    - d. Project record documents.
    - e. Identification systems.
    - f. Warranties and bonds.
    - g. Maintenance service agreements and similar continuing commitments.
  - 3. Emergencies: Include the following, as applicable:
    - a. Instructions on meaning of warnings, trouble indications, and error messages.
    - b. Instructions on stopping.
    - c. Shutdown instructions for each type of emergency.
    - d. Operating instructions for conditions outside of normal operating limits.
    - e. Sequences for electric or electronic systems.
    - f. Special operating instructions and procedures.
  - 4. Operations: Include the following, as applicable:
    - a. Startup procedures.
    - b. Equipment or system break-in procedures.
    - c. Routine and normal operating instructions.
    - d. Regulation and control procedures.

- e. Control sequences.
  - f. Safety procedures.
  - g. Instructions on stopping.
  - h. Normal shutdown instructions.
  - i. Operating procedures for emergencies.
  - j. Operating procedures for system, subsystem, or equipment failure.
  - k. Seasonal and weekend operating instructions.
  - l. Required sequences for electric or electronic systems.
  - m. Special operating instructions and procedures.
5. Adjustments: Include the following:
- a. Alignments.
  - b. Checking adjustments.
  - c. Noise and vibration adjustments.
  - d. Economy and efficiency adjustments.
6. Troubleshooting: Include the following:
- a. Diagnostic instructions.
  - b. Test and inspection procedures.
7. Maintenance: Include the following:
- a. Inspection procedures.
  - b. Types of cleaning agents to be used and methods of cleaning.
  - c. List of cleaning agents and methods of cleaning detrimental to product.
  - d. Procedures for routine cleaning
  - e. Procedures for preventive maintenance.
  - f. Procedures for routine maintenance.
  - g. Instruction on use of special tools.
8. Repairs: Include the following:
- a. Diagnosis instructions.
  - b. Repair instructions.
  - c. Disassembly; component removal, repair, and replacement; and reassembly instructions.
  - d. Instructions for identifying parts and components.
  - e. Review of spare parts needed for operation and maintenance.

## PART 3 - EXECUTION

### 3.1 PREPARATION

- A. Assemble educational materials necessary for instruction, including documentation and training module. Assemble training modules into a training manual organized in coordination with requirements in Section 017823 "Operation and Maintenance Data."

- B. Set up instructional equipment at instruction location.

### 3.2 INSTRUCTION

- A. Facilitator: Engage a qualified facilitator to prepare instruction program and training modules, to coordinate instructors, and to coordinate between Contractor and Owner for number of participants, instruction times, and location.
- B. Engage qualified instructors to instruct Owner's personnel to adjust, operate, and maintain systems, subsystems, and equipment not part of a system.
- C. Scheduling: Provide instruction at mutually agreed on times. For equipment that requires seasonal operation, provide similar instruction at start of each season.
  - 1. Schedule training with Owner, through Engineer, with at least seven days' advance notice.
- D. Training Location and Reference Material: Conduct training on-site in the completed and fully operational facility using the actual equipment in-place. Conduct training using final operation and maintenance data submittals.
- E. Cleanup: Collect used and leftover educational materials and give to Owner. Remove instructional equipment. Restore systems and equipment to condition existing before initial training use.

END OF SECTION 017900

## SECTION 265600 - EXTERIOR LIGHTING

### PART 1 - GENERAL

#### 1.1 RELATED DOCUMENTS

- A. Drawings and general provisions of the Contract, including General and Supplementary Conditions and Division 01 Specification Sections, apply to this Section.

#### 1.2 SUMMARY

- A. Section Includes:
  - 1. Exterior luminaires with light emitting diodes and drivers.

#### 1.3 DEFINITIONS

- A. CCT: Correlated color temperature.
- B. CRI: Color-rendering index.
- C. LER: Luminaire efficacy rating.
- D. Luminaire: Complete lighting fixture, including ballast housing if provided.

#### 1.4 ACTION SUBMITTALS

- A. Product Data: For each luminaire, pole, and support component, arranged in order of lighting unit designation. Include data on features, accessories, finishes, and the following:
  - 1. Physical description of luminaire, including materials, dimensions, effective projected area, and verification of indicated parameters.
  - 2. Details of attaching luminaires and accessories.
  - 3. Details of installation and construction.
  - 4. Luminaire materials.
  - 5. Photometric data based on laboratory tests of each luminaire type, complete with indicated lamps, drivers, and accessories.
    - a. Testing Agency Certified Data: Photometric data shall be certified by a qualified independent testing agency.
    - b. Provide a copy of the IES LM-79 test report
  - 6. Drivers, including energy-efficiency data.
  - 7. Light emitting diodes, including life, output, CCT, CRI, lumens, and energy-efficiency data.



8. Means of attaching luminaires to supports, and indication that attachment is suitable for components involved.

B. Shop Drawings: Include plans, elevations, sections, details, and attachments to other work.

1. Detail equipment assemblies and indicate dimensions, weights, loads, required clearances, method of field assembly, components, and location and size of each field connection.
2. Wiring Diagrams: For power, signal, and control wiring.

1.5 INFORMATIONAL SUBMITTALS

- A. Qualification Data: For qualified agencies providing photometric data for lighting fixtures.
- B. Field quality-control reports.

1.6 CLOSEOUT SUBMITTALS

- A. Operation and Maintenance Data: For luminaires to include in emergency, operation, and maintenance manuals.

1.7 QUALITY ASSURANCE

- A. Luminaire Photometric Data Testing Laboratory Qualifications: Provided by an independent agency, with the experience and capability to conduct the testing indicated, that is an NRTL as defined by OSHA in 29 CFR 1910.
- B. Electrical Components, Devices, and Accessories: Listed and labeled as defined in NFPA 70, by a qualified testing agency, and marked for intended location and application.
- C. Comply with IEEE C2, "National Electrical Safety Code."
- D. Comply with NFPA 70.

1.8 WARRANTY

- A. Special Warranty for LED Fixtures: Manufacturer's standard form in which manufacturer of LED light fixture agrees to repair or replace components of light fixture that fail in materials or workmanship within specified warranty period.
  1. Warranty Period for LED Fixtures: 5 years from date of Substantial Completion.

## PART 2 - PRODUCTS

### 2.1 MANUFACTURERS

- A. Products: Subject to compliance with requirements, products that may be incorporated into the Work include, but are not limited to, product(s) indicated on Drawings.

### 2.2 GENERAL REQUIREMENTS FOR LUMINAIRES

- A. Luminaires shall comply with UL 1598 and be listed and labeled for installation in wet locations by an NRTL acceptable to authorities having jurisdiction.
- B. LED Fixtures: Comply with UL 8750. Heat sink cooling without fans, pumps or moving parts.
- C. Lateral Light Distribution Patterns: Comply with IESNA RP-8 for parameters of lateral light distribution patterns indicated for luminaires.
- D. Metal Parts: Free of burrs and sharp corners and edges.
- E. Sheet Metal Components: Corrosion-resistant aluminum unless otherwise indicated. Form and support to prevent warping and sagging.
- F. Housings: Rigidly formed, weather- and light-tight enclosures that will not warp, sag, or deform in use. Provide filter/breather for enclosed luminaires.
- G. Doors, Frames, and Other Internal Access: Smooth operating, free of light leakage under operating conditions, and designed to permit relamping without use of tools. Designed to prevent doors, frames, lenses, diffusers, and other components from falling accidentally during relamping and when secured in operating position. Doors shall be removable for cleaning or replacing lenses. Designed to disconnect ballast when door opens.
- H. Exposed Hardware Material: Stainless steel.
- I. Plastic Parts: High resistance to yellowing and other changes due to aging, exposure to heat, and UV radiation.
- J. Light Shields: Metal baffles, factory installed and field adjustable, arranged to block light distribution to indicated portion of normally illuminated area or field.
- K. Reflecting surfaces shall have minimum reflectance as follows unless otherwise indicated:
  - 1. White Surfaces: 85 percent.
  - 2. Specular Surfaces: 83 percent.
  - 3. Diffusing Specular Surfaces: 75 percent.
- L. Lenses and Refractors Gaskets: Use heat- and aging-resistant resilient gaskets to seal and cushion lenses and refractors in luminaire doors.

- M. Luminaire Finish: Manufacturer's standard paint applied to factory-assembled and -tested luminaire before shipping. Where indicated, match finish process and color of pole or support materials.
- N. Factory-Applied Finish for Aluminum luminaires: Comply with NAAMM's "Metal Finishes Manual for Architectural and Metal Products" for recommendations for applying and designating finishes.
- O. Factory-Applied Labels: Comply with UL 1598. Include recommended lamps and ballasts. Labels shall be located where they will be readily visible to service personnel, but not seen from normal viewing angles when lamps are in place.
  - 1. Label shall include the following LED and driver characteristics:
    - a. "USES ONLY" and include specific LED and driver type.
    - b. CCT and CRI for all luminaires.

### 2.3 LED DRIVERS AND POWER SUPPLYS

- A. Description: Self-contained power supply that has outputs matched to the electrical characteristics of the LED or array of LEDs.
  - 1. Ten year operational life while operating at maximum case temperature and 90 percent non-condensing relative humidity.
  - 2. Driver compartment meets or exceeds IEC standard IP67.
  - 3. Located inside the housing with serviceable access for replacement.
  - 4. Housing or lenses constructed of polymers; must be UV stabilized.
  - 5. Must be current-regulated (deliver a consistent current over a range of load voltages).
  - 6. Designed for multi-current input operation.
  - 7. Must operate between -20°C and 50°C.
  - 8. Transient Voltage Protection: IEEE C62.41.1 and IEEE C62.41.2, Category A or better.
  - 9. Total Harmonic Distortion must be less than 20 percent and meet ANSI C82.11 maximum allowable THD requirements.
  - 10. Operating Frequency: 120 Hz or higher.
  - 11. Power Factor: 0.90 or higher.

### 2.4 LEDs

- A. LED Module/Array: Designed for multi-current input operation.
- B. Light Quality: CRI 70 (minimum), color temperature 4000 K.
- C. Minimum Lamp Life: L70 at 50,000 hours average rated life.

### 2.5 INTEGRAL LED LAMP & DRIVER FOR RETROFITS

- A. Description: Self-contained power supply that has outputs matched to the electrical characteristics of the LED or array of LEDs.

1. Ten year operational life while operating at maximum case temperature and 90 percent non-condensing relative humidity.
2. Power consumption: 65 watts
3. Lamp shall be IP33 rated.
4. Physical dimensions shall be 4.72 inch diameter and 10.24 inch length, maximum
5. Must be current-regulated (deliver a consistent current over a range of load voltages).
6. Designed for multi-current input operation.
7. Must operate between -20°C and 50°C.
8. Transient Voltage Protection: IEEE C62.41.1 and IEEE C62.41.2, Category A or better.
9. Total Harmonic Distortion must be less than 20 percent and meet ANSI C82.11 maximum allowable THD requirements.
10. Operating Frequency: 120 Hz or higher.
11. Power Factor: 0.95 or higher.

### PART 3 - EXECUTION

#### 3.1 LUMINAIRE INSTALLATION

- A. Install lamps in each luminaire.
- B. Fasten luminaire to indicated structural supports.
  1. Use fastening methods and materials selected to resist seismic forces defined for the application and approved by manufacturer.
- C. Adjust luminaires that require field adjustment or aiming.

#### 3.2 FIELD QUALITY CONTROL

- A. Inspect each installed fixture for damage. Replace damaged fixtures and components.
- B. Illumination Observations: Verify normal operation of lighting units after installing luminaires and energizing circuits with normal power source.
  1. Verify operation of photoelectric controls.
- C. Illumination Tests:
  1. Measure light intensities at night. Use photometers with calibration referenced to NIST standards. Comply with the following IESNA testing guide(s):
    - a. IESNA LM-64, "Photometric Measurements of Parking Areas."
    - b. IESNA LM-72, "Directional Positioning of Photometric Data."
- D. Prepare a written report of tests, inspections, observations, and verifications indicating and interpreting results. If adjustments are made to lighting system, retest to demonstrate compliance with standards.

USC Upstate  
Exterior Lighting Upgrades

State Project No. H34-9544-JM-C  
USC Project No. CP00394918

END OF SECTION 265600