

The Stars in the Constellation: Results from the 2017 National Survey of The First-Year Experience

Dallin George Young, Assistant Director for Research, Grants, and Assessment
Jennifer Keup, Director
National Resource Center for The First-Year Experience & Student in Transition

ABSTRACT: This poster features evidence from the 2017 National Survey of First-Year Experiences to describe the most common educational initiatives used in the first year and examine the connections between these initiatives to create a high-impact system of first-year experience interventions.



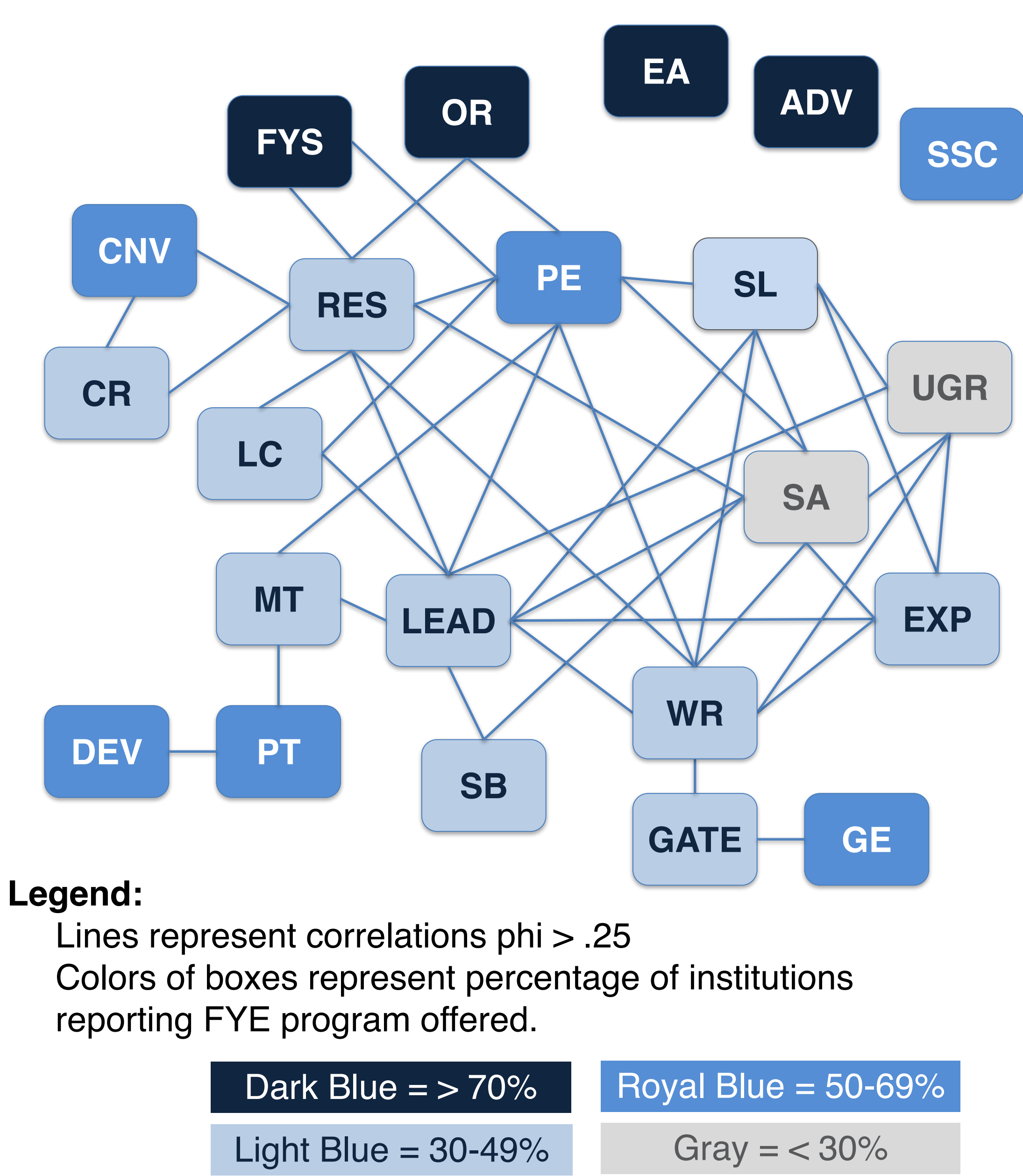
“The first-year experience is not a single program or initiative, but rather an intentional combination of academic and cocurricular efforts within and across postsecondary institutions” (Koch & Gardner, 2006, p. 2).

“Because supporting first-year student success is a topic that is not easily localized or specific to one functional area, an effectual first-year experience (FYE) requires campus-wide coordination and cooperation.” (Young & Keup, forthcoming, p. 4).

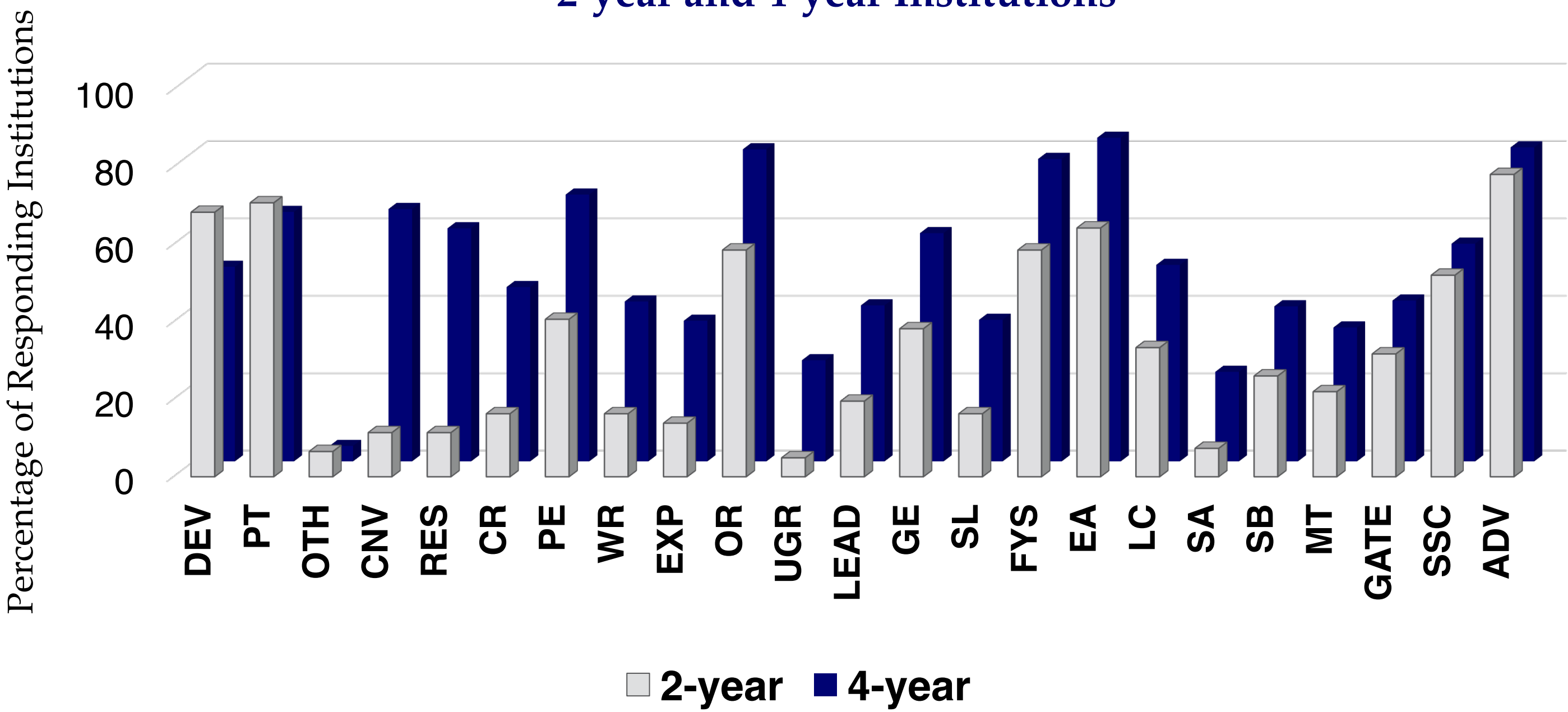
Most Common FYE Programs/Initiatives	Total Freq.	%
First-year academic advising (ADV)	422	80.4
Early alert systems (EA)	415	79.0
Pre-term orientation (OR)	396	75.4
First-year seminars (FYS)	386	73.5
Placement testing (PT)	346	65.9
Peer education (PE)	327	62.3
Student success center (SSC)	290	55.2
Developmental education (DEV)	286	54.5
General education (GE)	284	54.1
Convocation (CNV)	276	52.6
Residential programs (RES)	256	48.8
Learning communities (LC)	245	46.7
First-year gateway courses (GATE)	206	39.2
Common reading (CR)	201	38.3
Summer bridge (SB)	193	36.8
Leadership programs (LEAD)	186	35.4
Writing-intensive coursework (WR)	186	35.4
Service-learning (SL)	167	31.8
Mentor by campus professionals (MT)	166	31.6
Experiential learning or learning beyond the classroom (EXP)	163	31.0
Undergraduate research (UGR)	111	21.1
Study abroad (SA)	102	19.4
Other (OTH)	24	4.6
None	0	0.0

Notes: n = 525. Percentages equal to more than 100% because respondents could “select all that apply.”

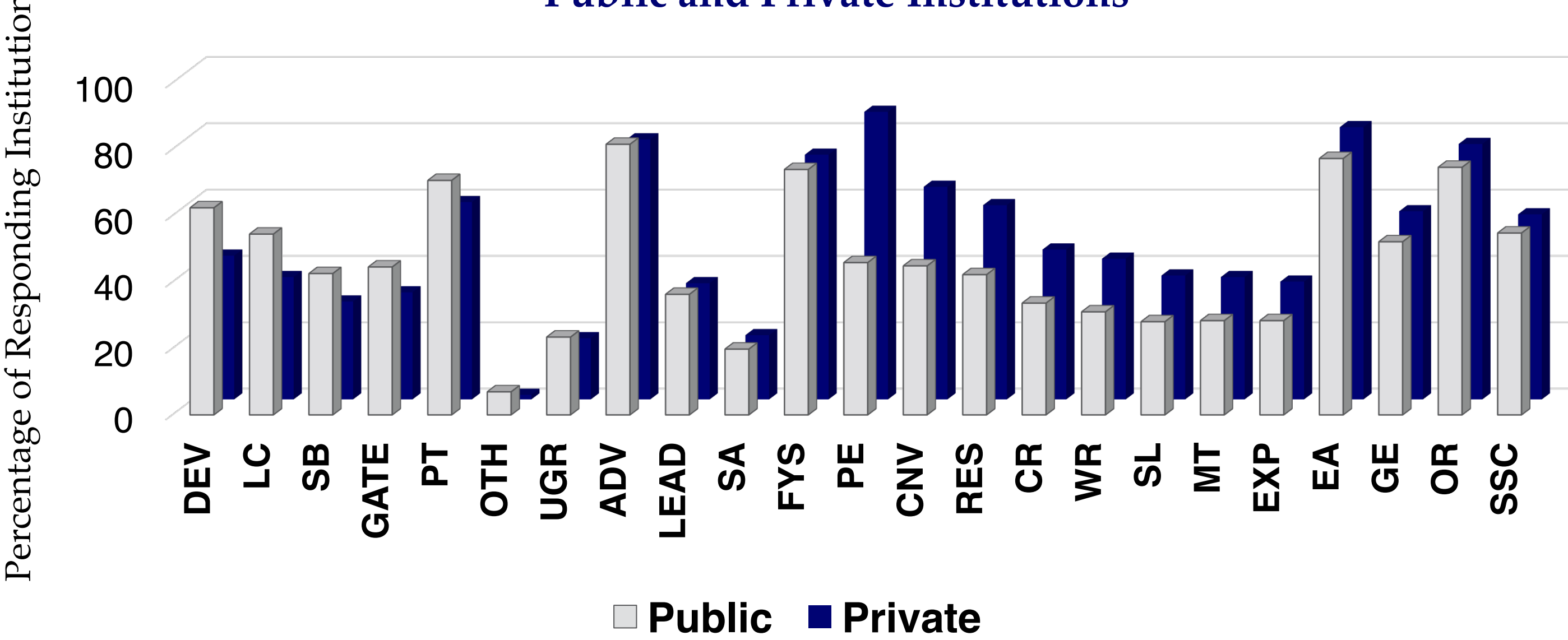
Which FYE programs are individual stars and which form a constellation?



VARIATION BY INSTITUTIONAL TYPE
2-year and 4-year Institutions



VARIATION BY INSTITUTIONAL TYPE
Public and Private Institutions



DATA SOURCE: 2017 National Survey of First-Year Experiences (NSFYE)

- ❖ 3,977 institutions were invited to participate
- ❖ 537 campuses responded (13.5% response rate)
- ❖ 525 reported offering at least one FYE program

Observations of the FYE sky

- ❖ Every institution in the sample offers at least one program or initiative intentionally designed to support first-year student success.
- ❖ Academic advising, early alert systems, pre-term orientation, and first-year seminars are the most common first-year initiatives.

- ❖ The most common FY programs have the fewest number of correlations with other FY programs.
- ❖ Academic advising, early alert, and student success centers are not significantly correlated with any other FY programs.
- ❖ Peer education, residential programs, leadership programs, writing-intensive coursework, and study abroad were reported less frequently, but have the greatest number of correlations, suggesting the potential for campus-wide coordination and cooperation.