



Identifying Your Students' Transition Issues


Tips on How to Lead Meaningful Campus Conversation

Lisa Marie Kerr
Assistant Provost;
Enrollment Management
Auburn University at
Montgomery

Stephanie Beauchamp
Director of Academic
Programs
Oklahoma State Regents for
Higher Education

Lisa Will
Academic Advisor,
Coordinator
Rose State College

Purposes

- ▶ Participants to experience two different styles of “mock” or “mini” conversation processes through which information may be gathered.
 - Small Group
 - Large Group
 - ▶ Provide and share tips for facilitating each of the aforementioned information gathering processes at your institution.
- 

Perception is Reality

- ▶ St Francis of Assisi
- ▶ Proverbs 18:13
- ▶ Stephen R. Covey

“Seek first to understand...”

- ▶ Similarly

“Meet people where they are...”



Transition – Defined

»» What does it mean to be in transition?

What do you mean by issues of transition?

Once you have defined it...

Brainstorm – All Call – Open Conversation – Bring it on – Blurt Bash – Chat n’ Chew

Identify the issues by asking – What are the transition issues that

to **faculty** : your students face

to **students**: that you have experienced

to **parents**: that you have experienced

Basic qualitative practice – triangulate your data... multiple sources

Brainstorming Transition Issues

Just the issues – not the fix

- ▶ Small Group – focus group style 8 – 12 ideal
 - Huge tabs on the wall, write down all suggestions
 - Have an assistant to ‘record’ the data
 - Always have a “parking lot”
- ▶ Large Group – break into smaller groups
 - Ideally – prep a facilitator for each group
 - Provide each group with guidance and paper
 - Short time 4 – 7 minutes
 - Share common issues with big group – keep focus

NEXT: Identify skills & knowledge

▶ What **students** must be able to **DO to navigate** through the transition

SKILLS

▶ What **students** must **KNOW to navigate** through the transition

KNOWLEDGE

Take Two

Speed Round
fast, focused, and fun!

Speed Round


- ▶ Identify Transition Issues
- ▶ Write issue on top of blank paper – Skill or Knowledge
- ▶ After 2 minutes pass the paper

Large Group

- ▶ Identify Transition Issues
- ▶ Write on top of post-it
- ▶ Two post-its side by side – skill and knowledge
- ▶ After 2 minutes move

Small Group

Final Information Gather Step



- ▶ Follow a similar process to gather participants suggested solutions.
- ▶ Be sure to clearly state that money is not a deterrent nor are campus politics...
- ▶ Anything goes.

Solution Time

Tips From the Field

- ▶ Break down each question and section of the process – helps to keep the focus
- ▶ Have candy ready – 20/30 minutes into the process energy fades this is a great way to keep the momentum
- ▶ Have a couple of people to assist with the data collection. You focus on facilitation.
- ▶ If totally tech... computers with excel sheets
- ▶ Take photos of data – just in case
- ▶ Take photos of process – triangulate


Maintaining Focus is



Making sense of the Data

- ▶ Upload excel doc with the data
 - ▶ Show 3x5 cards
 - ▶ Show report format
-

As with all good processes: Share the results.
Know your audience
(report, social norming campaign)



Thank you!



Any questions?

Contact information:

Lisa Marie Kerr

Auburn University at Montgomery

lkerr1@aum.edu

(334) 244-3780