

Decorations

Print and trim custom commencement signs and graphics featuring everything from banners and signs to Cocky and holiday ornaments. Let the world know you're proud of your grad! Don't forget to check out the rest of the party pack at go.sc.edu/UofSC20.







ESTABLISHED 1801

Forever
To Thee™

SOUTH CAROLINA



20


CLASS
OF

20

UNIVERSITY OF SOUTH CAROLINA®








CLASS OF 2020



I DID IT



CLASS OF 2020








CLASS OF
2020
U of SCTM



UNIVERSITY OF
SOUTH CAROLINA[®]





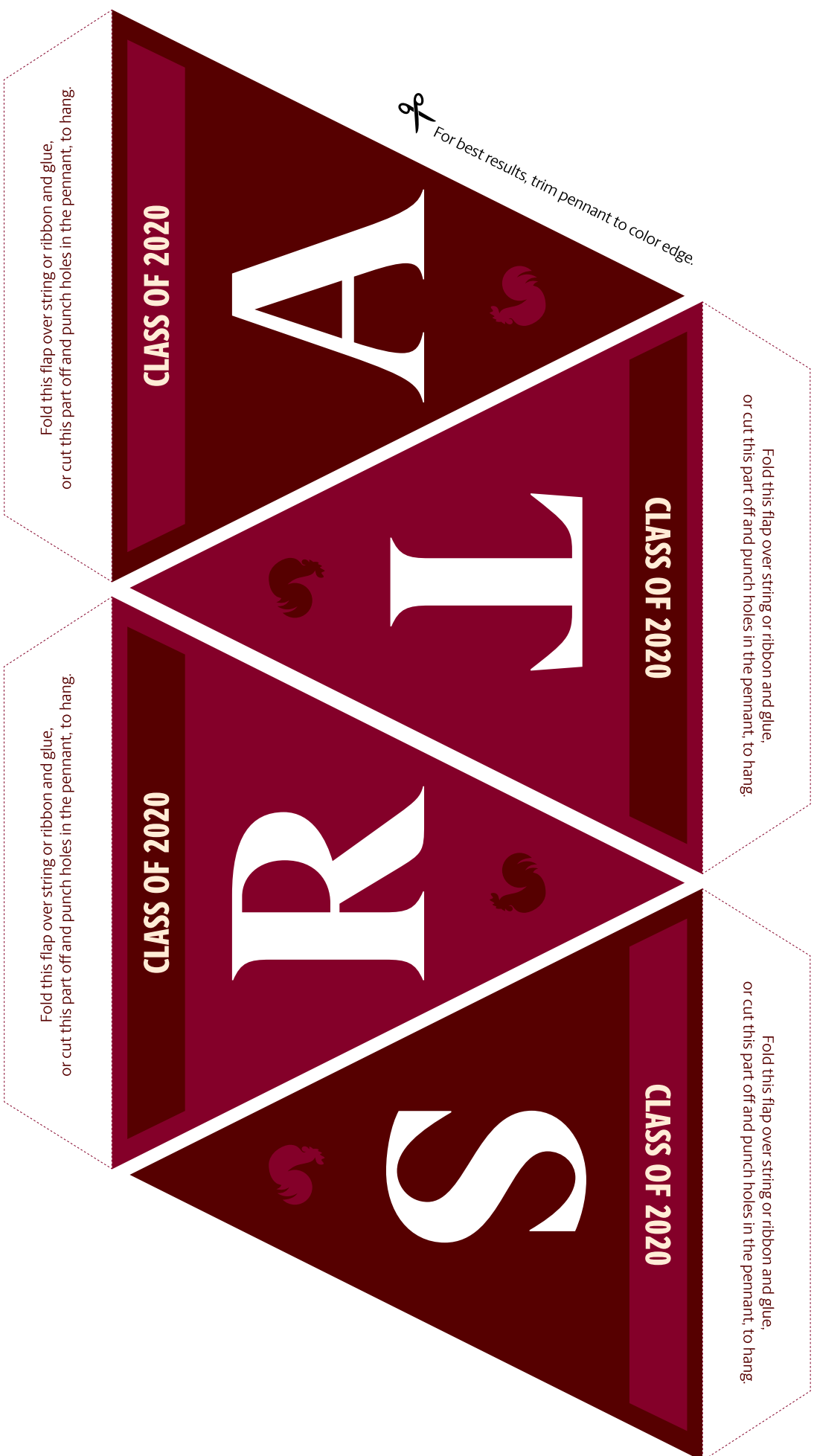
Fold this flap over string or ribbon and glue,
or cut this part off and punch holes in the pennant, to hang.

Fold this flap over string or ribbon and glue,
or cut this part off and punch holes in the pennant, to hang.

Fold this flap over string or ribbon and glue,
or cut this part off and punch holes in the pennant, to hang.

Fold this flap over string or ribbon and glue,
or cut this part off and punch holes in the pennant, to hang.

✂ For best results, trim pennant to color edge.



Fold this flap over string or ribbon and glue,
or cut this part off and punch holes in the pennant, to hang.

Fold this flap over string or ribbon and glue,
or cut this part off and punch holes in the pennant, to hang.

Fold this flap over string or ribbon and glue,
or cut this part off and punch holes in the pennant, to hang.

Fold this flap over string or ribbon and glue,
or cut this part off and punch holes in the pennant, to hang.

✂ For best results, trim pennant to color edge.

