

STUDENT SUCCESS CENTER BY THE NUMBERS

2024 - 2025 Student Success Center Impact & Engagement



Winner of the 2025 ICLCA
**Frank L. Christ Outstanding
Learning Center Award**



Recognized with the ICLCA
**Learning Center of
Excellence Certification**

+ 0.15

Average grade increase
for SI participants

Compared to students who did not attend SI


+ 3%

Higher rate of earning
an **A, B, or C**

Compared to students who did not attend SI



581,891
Social media views



45% of USC's
student body
engaged

Nearly half of campus connected with SSC services

8,820
Peer Tutoring
visits

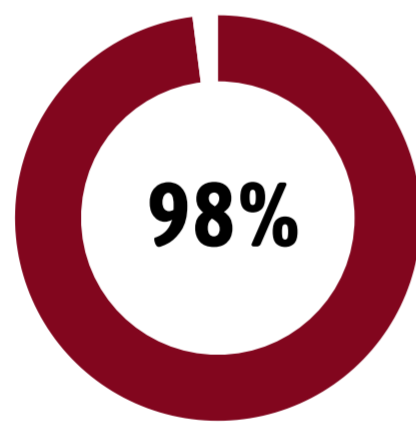
1,262
Peer Writing
visits

1,969
Gamecock School
Supplies visits

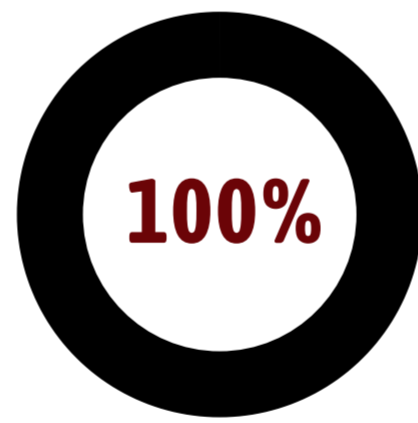
Calls connected
13,758



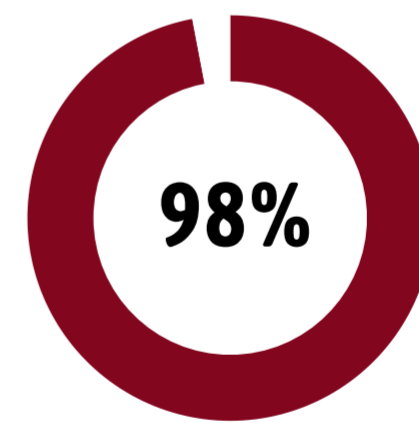
34,088 Supplemental
Instruction visits



of students who use Graduate Student
Support would use this service again



of students who use SSC services feel
more prepared to succeed in college



of students who use SSC services
believe they will do better in their course

75,523 STUDENT ENGAGEMENTS

That's **97%** of Williams-Brice Stadium!



Only 3% empty