

[PRINT SURVEY](#)

2023 Best Colleges - Finance Survey

Introduction

2023 BEST COLLEGES

Finance Data Collection

Welcome. *U.S. News* has begun collecting data for the 2023 edition of Best Colleges, including finance data in this survey.

Why U.S. News Collects These Data: The expenditures reported in this survey along with the fall enrollment data from the main survey will be incorporated into the financial resources indicator in the overall rankings. For example, the fiscal year 2021 data will be compared to fall 2020 graduate and undergraduate total enrollment. Align the campus cohorts on which you report expenditures with fall total enrollment reported in the main survey. Email official@usnews.com (<mailto:rmorse@usnews.com>) with questions.

Survey Deadline: June 1st, 2022

There are 3 steps in the U.S. News data collection process:

Step 1: Data - Complete as much of the survey as your data and history allow.

This year's finance survey questions are identical to last year's besides the cohorts on which data being collected are one fiscal year later.

Step 2: Assessment - After filling in your data, navigate to the 'Finance Survey Assessment' section. The assessment runs a comparison between your current data and the data submitted last year. **If large changes are flagged, a text box has been added that should be used to explain the change. In the case of a large change, the survey will not submit without providing an explanation.** The assessment will identify potential errors between the two years of data. For more information please go to the main assessment section.


Step 3: Verification - After reviewing the assessment and fixing any remaining errors, navigate to the section titled "Verification". This is where the survey submission takes place. Please take some time to review your survey data one last time. When you are ready, you **must** select the check box, fill out the identification information (which must be from the Dean or equivalent official who has signed off on the data) and hit the red "Submit Survey" button. **Failure to check the verification box and have the Dean or equivalent official fill out their information may be noted when the data are published and/or may result in the school not being ranked.**


Important Icons

* The red asterisk located next to a few question numbers indicated that the question is mandatory. If the question is not answered you will be unable to submit the survey. All assessment flags are mandatory and must be addressed.


✘ The red x indicates that you have not filled out the question correctly. There will be a line of text that

accompanies the icon letting you know what the exact problem is. Once the issue is corrected, the x will disappear. All failed validations must be fixed before the survey can be submitted.

 The gold shield indicates that the question has been used in past U.S. News Best Colleges rankings calculations or is under consideration for future use.

 The question mark indicates a tip on how to answer that particular question.

 The checkbox indicates the assessment section of the survey.

 The upward arrow indicates the verification section of the survey. This is where the submission button is located.

USNEWS to IPEDS Key

Public using GASB

Tuition and Fees - Refer to Finance Survey, Part B, Line 01

Investment Income - Refer to Finance Survey, Part B, Line 17

Value of Endowment assets- Refer to Finance Survey, Part H, Line 2

Instructional Expenditures - Refer to Finance Survey, Part C, Line 01

Research Expenditures - Refer to Finance Survey, Part C, Line 02

Public Service Expenditures - Refer to Finance Survey, Part C, Line 03

Academic Support Expenditures - Refer to Finance Survey, Part C, Line 05

Student Services Expenditures - Refer to Finance Survey, Part C, Line 06

Institutional Support Expenditures - Refer to Finance Survey, Part C, Line 07

Scholarship and Fellowship Expenditures - Refer to Finance Survey, Part C, Line 10

Auxiliary enterprises - Refer to Finance Survey, Part C, Line 11

Hospital Services - Refer to Finance Survey, Part C, Line 12

Independent Operations Expenditures - Refer to Finance Survey, Part C, Line 13

Other expenses and deductions - Refer to Finance Survey, Part C, Line 14

Total expenses & Deductions - Refer to Finance Survey, Part C, Line 19

Private, not for profit & Public using FASB

Value of Endowment assets- Refer to Finance Survey, Part H, Line 2

Instructional Expenditures - Refer to Finance Survey, Part E, Line 1

Research Expenditures - Refer to Finance Survey, Part E, Line 2

Public Service Expenditures - Refer to Finance Survey, Part E, Line 3

Academic Support Expenditures - Refer to Finance Survey, Part E, Line 4

Student Services Expenditures - Refer to Finance Survey, Part E, Line 5

Institutional Support Expenditures - Refer to Finance Survey, Part E, Line 6

Auxiliary enterprises - Refer to Finance Survey, Part E, Line 7

Net grant aid to students - Refer to finance survey, Part E, Line 8

Hospital Services - Refer to Finance Survey, Part E, Line 9

Independent Operations Expenditures - efer to Finance Survey, Part E, Line 10

Other expenses and deductions - Refer to Finance Survey, Part E, Line 12

Total expenses & Deductions - Refer to Finance Survey, Part E, Line 13

Private, for Profit

Instructional Expenditures - Refer to Finance Survey, Part E, Line 01

Research Expenditures - Refer to Finance Survey, Part E, Line 02a

Public Service Expenditures - Refer to Finance Survey, Part E, Line 02b

Academic Support Expenditures - Refer to Finance Survey, Part E, Line 03a

Student Services Expenditures - Refer to Finance Survey, Part E, Line 03b

Institutional Support Expenditures - Refer to Finance Survey, Part E, Line 03c

Auxiliary enterprises - Refer to Finance Survey, Part E, Line 04

Net grant aid to students - Refer to finance survey, Part E, Line 05

Hospital Services - Refer to Finance Survey, Part E, Line 10

Other expenses and deductions - Refer to Finance Survey, Part E, Line 06

Total expenses & Deductions - Refer to Finance Survey, Part E, Line 07

Entering Data

To move between fields, you may either click on the field you wish to move to or press the Tab key until you reach that field. To move between individual pages of the survey, click on the "Next" or "Previous" links at the bottom of the page. You may also click on the section links listed in the index on the right-hand side of the screen and go to any page in the survey.

Saving Data

Saving data happens when a few actions are taken. One, you select the 'Next' button at the bottom of the page. Two, you select and navigate to another section in the question index. Three, you hit the 'Save' button at the bottom of a page. If you plan on leaving the survey before completion, please hit the save button before exiting the survey.

Getting Help

If you have questions or encounter problems while you are completing the survey, click the "Help" button on the top right-hand side of the screen. This will direct you to the survey research associate assigned to your institution.

Cross-referencing data: U.S. News in its discretion will do cross-checking of data from what information schools have submitted on their Fall 2021 IPEDS Institutional Characteristics survey that appears on the U.S. Department of Education's College Navigator web site <http://nces.ed.gov/collegenavigator/> (<http://nces.ed.gov/collegenavigator/>) or can be downloaded from the IPEDS website, provided that the schools are ultimately responsible for the accuracy of the data that they submit. In some cases, historic finance data schools reported to U.S. News last year may diverge from IPEDS if what was reported to IPEDS were inaccurate or reflected different cohorts than what was reported to U.S. News. If you need more details on how the cross-checking or missing data fill-ins will work, contact official@usnews.com (<mailto:rmorse@usnews.com>).

Questions Used in the Best Colleges Ranking

Details on the U.S. News Best Colleges rankings can be found here: <https://www.usnews.com/education/best-colleges/articles/how-us-news-calculated-the-rankings> (<https://www.usnews.com/education/best-colleges/articles/how-us-news-calculated-the-rankings>).

From this survey, all flagged expenditure questions from both years may be used in the rankings. This information is used with enrollment data in the main survey to compute the financial resources per student variable in the Best Colleges rankings. Incomplete undergraduate and graduate enrollment data may result in a school's reported finance data not being incorporated into the rankings calculations.

More details on the U.S. News Best Colleges rankings can be found [here \(https://www.usnews.com/education/best-colleges/articles/how-us-news-calculated-the-rankings\)](https://www.usnews.com/education/best-colleges/articles/how-us-news-calculated-the-rankings).

If you have questions or feedback about the Best Colleges rankings methodologies or other education rankings and publications, contact [official@usnews.com \(mailto:rmorse@usnews.com\)](mailto:official@usnews.com). Note that out of fairness, U.S. News does not typically inform schools upon individual request about changes to the upcoming rankings methodologies.

U.S. News will likely reveal the 2023 Best Colleges release date, and possibly other updates, a few weeks before publication on the [Morse Code blog \(https://www.usnews.com/education/blogs/college-rankings-blog\)](https://www.usnews.com/education/blogs/college-rankings-blog). The 2023 rankings and data may be published online and in print around the same time of year as the 2022 rankings, but no date has been finalized.

On behalf of the data team and staff here at U.S. News and our many appreciative readers, **thank you for your time and effort.**

General Information

Best College Finance Survey Contacts

- The contacts below receive all communication (URL for the survey, passwords, user names, etc.) regarding the Best Colleges Finance statistical survey for your institution.
- The survey contacts shown below reflect the names submitted in the Finance Statistical Contact Verification Survey in late March/early April of 2022. If your school did not submit this survey then the contact information from last years data collection cycle was used.
- 4 contacts is the maximum allowed for this survey.
- Survey contacts can only be updated by contacting usnews-data-collection@usnews.com.

Survey Contact 1

Name

Adri Foster

Job Title

Data Coordinator

Email

fosterav@mailbox.sc.edu

Phone

Survey Contact 2

Name

Faxian Yang

Job Title

Director of Institutional Research

Email

faxian@mailbox.sc.edu

Phone

Survey Contact 3

Name

Jonathan Poon

Job Title

Assistant Director of Institutional Research and Analytics

Email

poonj@email.sc.edu

Phone

Survey Contact 4

Name

Cheryl L Addy

Title

Vice Provost and Dean of Faculty, Interim Executive Director, Office of Institutional Research, Assessment a

Email

caddy@mailbox.sc.edu

Phone

Accounting Standard

1.) Please select which accounting standard your institution used in Fiscal Year 2021 *

This data is rolled over from last year.

- GASB standard
- Public institution using FASB reporting standards
- No Answer

Current Year Finance Data

For U.S. News to IPEDS key, see the Introduction section.

1.) Institutional Control: Pub

2.) Tuition and Fees: (FY 2021)

\$ 496722028

3.) Investment Income: (FY 2021)

\$ 4851002

4.) Value of Endowment assets: (FY 2021)

\$ 759523221

5.) Instruction Expenditures: (FY 2021)

This question is used in the Rankings calculation.

\$ 429901493

6.) Research Expenditures: (FY 2021)

This question is used in the Rankings calculation.

\$ 152871063

7.) Public Service Expenditures: (FY 2021)

This question is used in the Rankings calculation.

\$ 87162043

8.) Academic Support Expenditures: (FY 2021)

This question is used in the Rankings calculation.

\$ 106824057

9.) Student Services Expenditures: (FY 2021)

This question is used in the Rankings calculation.

\$ 54938646

10.) Institutional Support Expenditures: (FY 2021)

This question is used in the Rankings calculation.

\$ 79462407

11.) Scholarship and Fellowship Expenditures: (FY 2021)

\$ 41038804

12.) Auxiliary enterprises: (FY 2021)

\$ 189096037

14.) Hospital Services: (FY 2021)

\$ 0

15.) Independent operations: (FY 2021)

\$ 0

16.) Other expenses and deductions: (FY 2021)

\$ 88630878

17.) Total expenses and deductions: (FY 2021):

\$ 1229925428

Last Year Finance Data

18.) Tuition and Fees: (FY 2020)

This data is rolled over from last year.

\$ 501106285

19.) Investment Income: (FY 2020)

This data is rolled over from last year.

\$ 25333329

20.) Value of Endowment assets: (FY 2020)

This data is rolled over from last year.

\$ 610313618

21.) Instruction Expenditures: (FY 2020)

This question is used in the Rankings calculation. This data is rolled over from last year.

\$ 442672447

22.) Research Expenditures: (FY 2020)

This question is used in the Rankings calculation. This data is rolled over from last year.

\$ 156592463

23.) Public Service Expenditures: (FY 2020)

This question is used in the Rankings calculation. This data is rolled over from last year.

\$ 77081913

24.) Academic Support Expenditures: (FY 2020)

This question is used in the Rankings calculation. This data is rolled over from last year.

\$ 110734558

25.) Student Services Expenditures: (FY 2020)

This question is used in the Rankings calculation. This data is rolled over from last year.

\$ 62417074

26.) Institutional Support Expenditures: (FY 2020)

This question is used in the Rankings calculation. This data is rolled over from last year.

\$ 84973112

27.) Scholarship and Fellowship Expenditures: (FY 2020)

This data is rolled over from last year.

\$ 29050414

28.) Auxiliary enterprises: (FY 2020)

This data is rolled over from last year.

\$ 188199537

30.) Hospital Services: (FY 2020)

This data is rolled over from last year.

\$ 0

31.) Independent operations: (FY 2020)

This data is rolled over from last year.

0

32.) Other expenses and deductions: (FY 2020)

This data is rolled over from last year.

66395321

33.) Total expenses and deductions: (FY 2020)

This data is rolled over from last year.

\$ 1218116839

Respondent Information

34.) Respondent Information

Name

Adri Foster

Title

Data Coordinator

Email

fosterav@mailbox.sc.edu

Assessment

The following section contains a brief analysis of the total expenses submitted on this year's Finance statistical survey. All flagged data (identified by the red asterisk *) must be addressed in order to submit your survey. To acknowledge that the flagged data is in fact correct, please select the confirmation checkbox associated with item in question. Once every flagged assessment item has been either confirmed or corrected, please proceed to the verification section.

Making Data Changes – If you notice an incorrect current year value please go back into the survey and correct the data point. The question numbers are listed for your reference. Changing last year's data must be done through a U.S. News survey research associate by contacting usnews-data-collection@usnews.com. Please contact them with the updated information and a brief description as to why it needs changing. Note that U.S. News only publishes data pertaining to the most recent year collected for each survey question, meaning historic data do not need to be revised unless they are flagged as potentially being used in this year's ranking calculations. We will analyze the requested changes on a case by case basis and get back to you. Below is a list of some terminology you may encounter:

Large Change - For the questions(s) indicated, the data submitted for the current year are significantly larger or smaller than the data supplied for the previous year. If the data supplied are correct as entered, please provide an explanation in the text box. If the data is incorrect, please go back into the survey and supply new data.

Missing - No information has been submitted for this indicator. If the question does not apply to your institution, or if you cannot supply the data requested, please check the box. If you can supply the missing data, please go back into the survey and enter the new data. If you wish to add in missing previous year data, please contact your usnews-data-collection@usnews.com with that information.

High Value - The data submitted are significantly higher than the norm. Please either correct the figure or verify that the data are correct as submitted.

35.) Instructional Expenditures (Question 5, Question 21):

Current Year: **Last Year:**

429901493 442672447

36.) Research Expenditures (Question 6, Question 22):

Current Year: **Last Year:**

152871063 156592463

37.) Public Service Expenditures (Question 7, Question 23):

Current Year: **Last Year:**

87162043 77081913

37.) The Public Service Expenditures you entered for the Current Year represents a large change compared to the value entered for Last Year. Either update the current year value or explain the large change below. If you need to update last year's value contact usnews-data-collection@usnews.com (mailto:usnews-data-collection@usnews.com) *

The increase in the Public service expenses is due to statewide COVID testing by the University.

38.) Academic Support Expenditures (Question 8, Question 24):

Current Year: **Last Year:**

106824057 110734558

39.) Student Services Expenditures (Question 9, Question 25):

Current Year: **Last Year:**

54938646 62417074

40.) Institutional Support Expenditures (Question 10, Question 26):

Current Year: **Last Year:**

79462407 84973112

Verification

40.)

After reviewing the assessment and fixing any remaining errors, navigate to the section titled "Verification".

This is where the survey submission takes place. Please take some time to review your survey data one last time. When you are ready, you **must** select the check box, fill out the identification information (which must be from the Dean or equivalent official who has signed off on the data) and hit the red "Submit Survey" button.

Failure to check the verification box and have the President, Provost, Dean, VP of Finance or what your institution considers an equivalent position fill out their information may be noted when the data are published and/or may result in the school not being ranked.

If you have any questions about your verification or this procedure, please contact at or

On behalf of U.S. News and its many readers, thank you for the time and effort you have given to supply and verify this Information.

I verify that, to the best of my knowledge, the information on this survey is accurate, and accurately

describes my institution.

40.) Title of Verifying Administrator:

President

Provost

Dean

Other top official

40.) Administrator's Identification:

Name:

Dr. Cheryl Addy

Title:

Vice Provost and Dean of Faculty, Interim Executive Director, Office of Institutional Research, Assessment a

Date:

June 30, 2022

40.) Name of institution:

University of South Carolina

I hereby confirm that the senior administrator identified above has authorized me to complete this

verification on their behalf.

40.) Your Identification:

Adri Foster, Data Coordinator

41.) Verification Date:

June 30, 2022